



PRODUCT OVERVIEW
CARAVANS AND
MOTORHOMES





KNAUS

SO H9 1919



Introduction	04
Get away from everyday life. Enjoy the experience.	06
History	08
IP protection classes	10
Key of icons	10
Overview of Shapeline range	14
Front lighting	16
90 mm modules	17
Customer-specific front lighting	36
50 mm headlamps	38
Micro DE headlights	39
Position lights	39
Indicator and position lights	42
Auxiliary driving lamps	44
Shapeline	46
Daytime running lights	52
Side lighting	56
Shapeline	57
Auxiliary indicators	65
Side marker lights	67
Rear lighting	70
Shapeline	71
Customer-specific rear lighting	90
Universal rear combination lights	92
Auxiliary reversing lights	111
Auxiliary stop lights	113
Clearance lights	115
Reflex reflectors	118
Licence plate lights	120
Interior lighting	122
Canopy, awning and puddle lights	123
Ceiling lights	124
Orientation lights	127
Reading lights	130
Electronics	132
Electronics expertise	133
Energy Management	134
Product ranges, Special OE Electronics	136
Failure monitor and electrical connection	140
Electrical system	144
Cable ties	145
SUPERSEAL connectors	146
DEUTSCH plug connections	147
Switch series	148
Module switches from series 4100	150
HELLA switch configurator	151
Accessories	152
Universal accessories	153
Emergency accessories	154
HELLA worlds	155

CUSTOMER SATISFACTION

QUALITY PRODUCTS

INNOVATIVE PRODUCTS

LOYALTY SAFETY
SPARE PARTS

INSTALLATION MATERIAL

COMPETENCE

SUSTAINABILITY

RELIABILITY

INTERIOR LIGHTING GLOBAL NETWORK

LOW LIFE CYCLE COSTS

ENERGY EFFICIENCY **REAR LIGHTS**

ECE ANGULAR POSITION SENSORS

OPTICAL WARNING SYSTEMS

BEACONS TOOLS

THERMAL MANAGEMENT

HUMANITY

VISION

PROFESSIONALISM

SERVICES CUSTOMER-ORIENTED SOLUTIONS

LED-TECHNOLOGY

WIPER BLADES

PRODUCT VARIETY

INNOVATION

ACTUATORS

WORK LIGHTS

COMPETENT PARTNER

FRONT LIGHTING

WEAR AND MAINTENANCE-FREE PRODUCTS

DUST AND WATER RESISTANCE

FUNCTIONAL SAFETY

EMC

LONG SERVICE LIFE

EFFICIENT ENERGY MANAGEMENT

SIDE MARKER LIGHTS

DAYTIME RUNNING LIGHT

REDUCED CO₂ EMISSION

ENVIRONMENTAL FRIENDLINESS

ELECTRONICS COMPETENCE



HOBBY

SO H1 6161

Get away from everyday life. Enjoy the experience.

Editorial

Enjoy a sense of independence and individuality: Camping has always been about freedom, about experiencing nature and being self-sufficient at the same time. Demands in terms of design and technology are continuing to rise.

In order to satisfy the constantly increasing demands in this sector, HELLA enables a high degree of flexibility for caravans and motorhomes with modular designs on the one hand and specially developed, customer-specific solutions on the other. You're guaranteed to set trends with unmistakable brand characteristics thanks to the wide range of different equipment variants. You will always benefit from HELLA's expertise in in-house mass production and the subsequent ease of use in your vehicles. It goes without saying that we consistently maintain the very highest product quality: Every product – from lighting to electronics – is subjected to HELLA's stringent in-house test procedures, which extend well beyond the stipulated standard and support the entire manufacturing process.

Alongside the extraordinary depth of our product range with its modular systems, for example the 90 mm front lighting module series, we would like to take this opportunity to mention one further highlight: the new Shapeline light series. With Shapeline, we can offer you a design-oriented and modular system with a multitude of lighting functions for the front, side and rear which will lend your vehicles a light signature which is both individual and consistent at the same time.

In order to address the trend for motorhomes with all-wheel drive and focus on topics such as adventure experiences and ecological camping, you will also find a selection of our auxiliary driving lamps in this brochure. Our products mean that motorhome owners are ideally equipped, even when off the beaten track and away from conventional campsites.

See our innovative lighting and electronics solutions for yourself and prepare to be impressed – put your trust in HELLA.

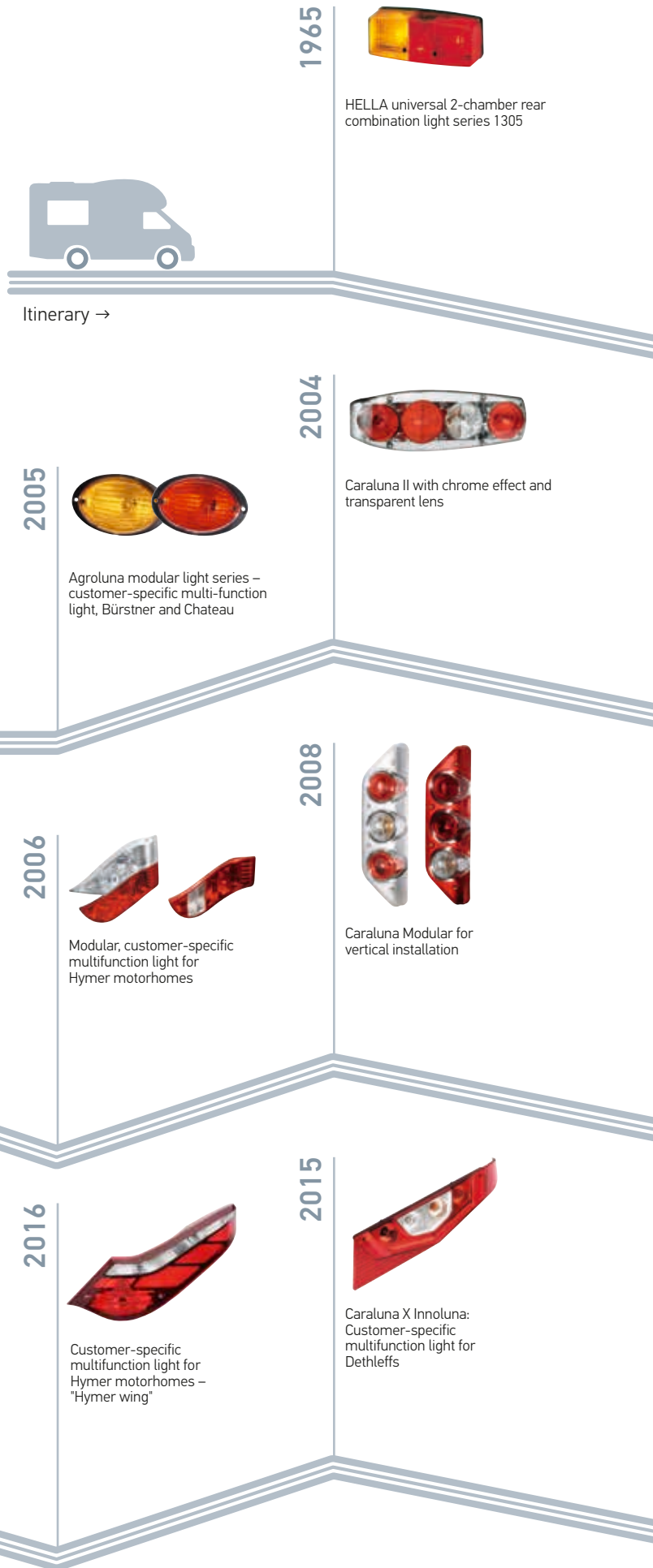


History

A trip down memory lane

For over a hundred years, HELLA has had a close relationship with caravans and motorhomes.

Let us take you along on a little journey into our more recent shared history. The advances made in terms of design and technology will inspire you.



1973

 HELLA series 2844

1978

 HELLA universal 3-chamber rear combination light series 3409

1986

 HELLA universal 4-chamber rear combination light series 4460

1989


 HELLA universal 3-chamber rear combination light series 6459 with lens pattern

2002

 HELLA-specific Caraluna II light for horizontal mounting

2000

 The customer-specific multifunction light for Hobby Caravan

1998

 The modular 122 mm light series for individual and combination lights

1996

 HELLA Caraluna I

2009


 A new member of the Caraluna family: Caraluna vertical with chrome effect

2009

 LED upgrade for the round 122 mm light series

2010

 Customer-specific multifunction light for Fendt Brillant

2011

 Customer-specific multifunction light for the Hobby Premium Caravan

2014

 Caraluna X: A rear combination light with individual lighting concept

2013

 Customer-specific multifunction light for Carthago with "Glowing Body" technology for the tail light and stop light

2012

 Customer-specific multifunction light for Adria Caravans with LED light guide technology for the tail light

2011

 Customer-specific multifunction light for Knaus motorhomes with LED light guide technology for the tail light

IP protection classes

Characteristics and descriptions

What does IP protection category mean?

IP stands for International Protection. The IP protection categories are determined according to DIN 40 050, Part 9. The purpose of the standard is the exact definition of electrical vehicle equipment against the penetration of solid materials including dust and against water penetration. The different degrees of protection important for signalling systems are explained below.

Protective category IP 5K4K

Dust may only penetrate to the extent that function and safety are not impaired. Water that is sprayed from every direction at increased pressure against the housing must not have any damaging effect: water pressure approx. 4 bar.

Protection class IP 9K




Water that is directed from high-pressure / steam-cleaning equipment onto the housing must not have any damaging effect: water pressure approx. 80 – 100 bar.

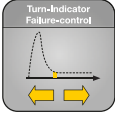
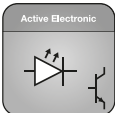
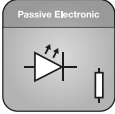
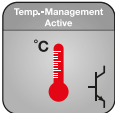


Protection class IP 6K7

Dust must not penetrate. No water may penetrate, even if the device is submersed for some time. HELLA products meet the highest requirements and are ideally protected against all kinds of weather conditions.







Key of icons

Characteristics, descriptions and comments

FEATURES	DESCRIPTION	COMMENTS
<p>Power consumption of LED lights</p>	<p>Advantages of the LED: Generally, LED lights consume less power than a light with an incandescent lamp. Savings of up to 90 % are possible, which also helps to reduce CO₂.</p>	
<p>Vehicle electrical system voltage</p>	<p>Defines the voltage supply of the light. Whether 12 V, 24 V or for a multi-voltage range (8–33 V).</p>	<p>Multivolt is the most flexible: Requires fewer versions, but has more electronic circuit components and is therefore more expensive.</p>
<p>Dust and water protection IP</p>	<p>International Protection (IP) as per DIN 40050, Part 9. Specific definition for road vehicles. 5K = Dust-protected 6K = Dust protection 9K = Water resistance during high-pressure/steam cleaning.</p>	<p>The higher the protective category, the better the protection against penetrating media. IP 67 maximum value → Completely sealed against dust and water.</p>
<div style="display: flex; gap: 10px;"> <div data-bbox="118 1980 228 2087">  <p>IP 9K</p> </div> <div data-bbox="264 1980 375 2087">  <p>IP 5K9K</p> </div> <div data-bbox="411 1980 523 2087">  <p>IP 6K9K</p> </div> </div>	<p>Resistant to high-pressure jet cleaners</p>	

FEATURES	DESCRIPTION	COMMENTS
<p>Turn indicator failure check according to ECE-R48</p> 	<p>Regulation according to ECE-R48: The driver must be informed if the indicator function fails. To remain legally compliant, this requirement must also be met for LED lights. This requirement is met by an integrated self-diagnostic unit on the PCB of the LED and an electrical pulse. Since the end of 2011, this HELLA failure check with a pulse has been ISO Standard: ISO 13207.</p>	<p>If the indicator failure check is not ensured, the general vehicle type approval becomes void. This means it is illegal to operate vehicles without indicator failure check in countries affiliated to ECE-R48.</p> <p>The indicator failure check is ensured in combination with ballasts HELLA part no. 5DS 009 552.</p>
<p>Electronic circuit</p> <div style="display: flex; flex-direction: column; gap: 10px;"> <div data-bbox="169 790 375 902">  <p>Active</p> </div> <div data-bbox="169 936 375 1048">  <p>Passive</p> </div> </div>	<p>Basically, two different circuits are possible for LED lamps:</p> <p>Active: LED current regulation through active electronics</p> <p>Passive: A specific voltage range is preset for the LED by a dropping resistor.</p>	<p>Active: Higher expenditure during development because of complex circuit and necessary EMC approval. Higher price because of electronic components, but optimal current regulation allows maximum LED design life.</p> <p>Passive: Cost-effective solution without complex protection measures. Shorter LED design life in case of failure. No EMC approval required.</p>
<p>Thermal Management</p> <div style="display: flex; flex-direction: column; gap: 10px;"> <div data-bbox="169 1299 375 1411">  <p>Active</p> </div> <div data-bbox="169 1444 375 1556">  <p>Passive</p> </div> </div>	<p>Active: Electronic power control of the LEDs in the case of impermissibly high ambient temperatures. This ensures the LEDs are protected against destruction caused by overheating.</p> <p>Passive: Optimum layout of the components for even temperature distribution and temperature spreading.</p>	<p>Active: More development overhead with active thermal management and higher parts prices ensure optimal conditions for maximum design life.</p> <p>Passive: The warmer the LED gets through exterior factors or heat generated by its own operation, the shorter the service life.</p>
<p>Operating temperature</p> 	<p>Whether in cold or warm temperatures, our products must always be operational. Thermal management and an optimised housing design guarantee full functionality for all operating temperatures through product tests from -40 °C to 100 °C.</p>	

FEATURES	DESCRIPTION	COMMENTS
<p>Overvoltage protection</p> 	<p>Supplement to the electronics for protecting the LED against high voltage / current in the vehicle's electric system as per ISO 7637-2.</p>	<p>Overloading of the LEDs can be caused by voltage peaks in the vehicle because of:</p> <ul style="list-style-type: none"> → Jump-starting → Faulty control units → Load dump impulse (incorrect battery contact) <p>They stress / damage the LEDs, which can cause the function to fail or the service life to be reduced. Adding additional components to the circuit protects the circuit and can extend the service life or even prevent an outage.</p>
<p>Bi-polarity of the light</p> 	<p>Even if the connecting cable is attached with reverse polarity, the LED functions fully.</p>	<p>The semi-conductor in an LED must always be operated with the correct polarity. Inverse polarity damages the LED, so that LED lamps are generally equipped with reverse polarity protection (diode). However this function only works if "+" and "-" are correctly connected. If a lamp has a bi-polar circuit, then it will work independently of the contact connections. This ensures poka-yoke (avoiding faulty installations) in connection with indentation clamping technology, for example. However, the additional components on the PCB also increase the costs.</p>
<p>Polarity reversal protection</p> 	<p>Even if the connecting cable is connected the wrong way round, there is still no danger to the electronics.</p>	<p>The semi-conductor in an LED must always be operated with the correct polarity. Inverse polarity damages the LED, so that LED lamps are generally equipped with reverse polarity protection (diode). However this function only works if "+" and "-" are correctly connected. If a lamp has a bi-polar circuit, then it will work independently of the contact connections. This ensures poka-yoke (avoiding faulty installations) in connection with indentation clamping technology, for example. However, the additional components on the PCB also increase the costs.</p>
<p>SAE</p> 	<p>The product has been tested in accordance with SAE specifications.</p>	<p>More information is provided close to the relevant products in the footer.</p>

FEATURES	DESCRIPTION	COMMENTS
<p>ECE</p> 	<p>Product is licensed according to ECE guidelines.</p>	<p>More information is provided close to the relevant products in the footer.</p>
<p>Approval for transport of dangerous goods</p> 	<p>Lamp approved for transport of dangerous goods according to the European Agreement Concerning the International Carriage of Dangerous Goods by Road (ADR; in German, GGVS).</p>	<p>Generally required for truck and trailer lighting. Prerequisite for receiving approval: damage to the light source must not cause explosive media to ignite.</p>
<p>Electromagnetic compatibility</p>   	<p>Electromagnetic compatibility (EMC) tested and EC type approval obtained.</p>	<p>If the light is not constructed according to EMC specifications, and thus is not certified, then interaction between it and other safety-relevant electronic systems may occur.</p> <p>Examples: Interference in a radio loudspeaker, impairment of ABS electronics, or failure of the lamp due to sensitivity to interference.</p>
<p>Automotive Electronic Council</p> 	<p>Components qualified according to automotive standard.</p>	<p>Electronic components (LEDs, diodes, ...) are more robust and safer than electronic components for industry thanks to automotive specifications.</p> <p>By using certified suppliers, a more robust design of the circuit is possible - even for longer periods of time with consistent quality. Thus slight additional costs for the components improve the service life of LED lighting functions.</p>



SHAPELINE
DESIGN YOUR LIGHT

www.hella.com/shapeline



Premium Design



Flexible



Robust



Simple and safe



ECE and SAE



Multivolt

CUSTOMISED LIGHT DESIGN!

The variety and range of shapes and the various combination options paired with a technically optimised product design make the new Shapeline light series a true innovation in vehicle lighting.

Whether the front, side or rear of a vehicle, every vehicle series – whether big or small – can have a unique and, above all, consistent look using a customised configuration and arrangement of lights. This allows us to meet the demands of vehicle manufacturers with lower numbers of manufactured vehicles.

Along with innovative technology and the familiar high quality of HELLA's products, the variety of shapes of Shapeline lights provide you with nearly infinite design freedom.

The modular HELLA Shapeline product range provides a variety of different light functions that can be combined with each other individually. Here, all lights are available in two different designs: the classic straight-line **Shapeline Tech** design and the dynamic, curved **Shapeline Style design**.

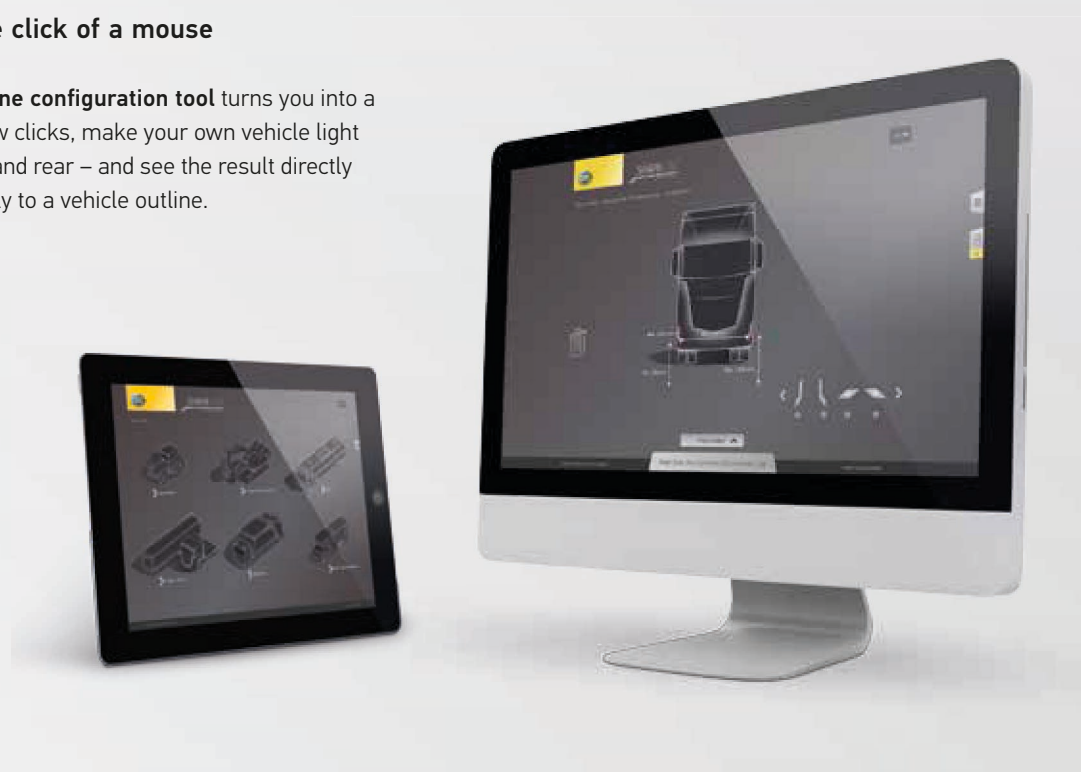
Tech or Style: The HELLA Shapeline series provides design freedom for nearly any application and vehicle, and achieves a consistent light signature for your vehicle at the same time. Each of the items is available in a single (-001) pack and a multipack (-007).

Design your light – with HELLA Shapeline!

Design freedom at the click of a mouse

The **HELLA Shapeline online configuration tool** turns you into a lighting designer: With a few clicks, make your own vehicle light design for the front, sides, and rear – and see the result directly after, as applied convincingly to a vehicle outline.

www.hella.com/shapeline





FRONT LIGHTING

- 90 mm modules
- 90 mm modules with auxiliary light functions
- Customer-specific front lighting
- 50 mm headlamps
- Micro DE headlights
- Position lights
- Indicator and position lights
- Auxiliary headlamps
- Shapeline: front lighting
- Daytime running lights

90 mm modules

Range overview

- For diverse applications and the highest demands
- Maximum design and technological freedom thanks to modular system
- More illumination and safety with innovative LED technology

	LED	Halogen (conventional lighting technology)
Main light functions	<ul style="list-style-type: none"> → Low beam and high beam (bi-modules) → Low Beam → Low beam with daytime running and position light → High Beam → High beam with daytime running and position light → Dipped beam and indicator 	<ul style="list-style-type: none"> → Low beam and high beam (bi-modules) → Low Beam → High Beam → High beam and position light
Auxiliary light functions	<ul style="list-style-type: none"> → Fog light → Fog light and cornering light → Fog light, daytime running light and position light → Daytime running lights → Daytime running light and position light → Indicator, daytime running light and position light 	<ul style="list-style-type: none"> → Fog light → Fog light and cornering light → Fog and daytime running light → Daytime running light and position light → Position light → Indicator and position light → Indicator

90 mm modules

Configuration tool

In our 90 mm configurator, you can design and put together your own front lighting. This process is aided by a simple menu guide. This results in a parts list, which you can then send to HELLA directly from the tool.

www.hella.com/90mm-modules

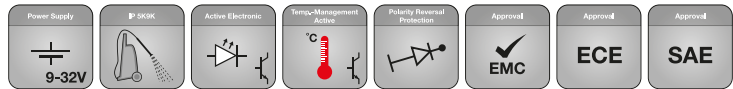


90 mm modules

L 4060 LED low beam

Uniform illumination similar to daylight. Low beam, daytime running light and position light in one module or as a separate low beam. 40 x 60 mm polycarbonate lens for a new design. Mounting points as for Performance module, enabling like-for-like replacement. FEP or DEUTSCH connection. Hardened plastic cover lens. Integrated electronics, robust die-cast aluminium housing, multi-voltage 9–32 V. Perfectly fitting adjusting screws for fixing Premium and Performance included in the scope of supply.

These LED products have the following features:



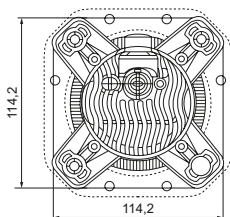
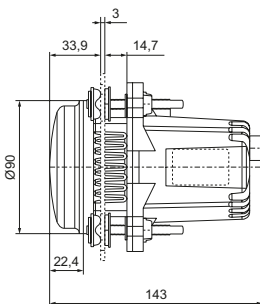
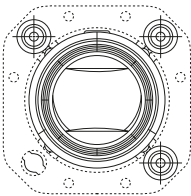
L 4060 LED LOW-BEAM HEADLAMP*

Module headlamp with 40 x 60 mm polycarbonate lens, robust aluminium die-cast housing, silver design cover (black design cover upon request), multi-voltage 9–32 V.

Right-hand traffic/USA version, FEP connector	1BL 012 488-001
Left-hand traffic, FEP connector	1ML 012 488-011
Right-hand traffic/USA version, DEUTSCH connector	1BL 012 488-101
Left-hand traffic, DEUTSCH connector	1ML 012 488-111

Type approval: 1BL 012 488-001: ECE 3831, 1ML 012 488-011: ECE 4090, 1BL 012 488-101: ECE 3881, 1ML 012 488-111: ECE 4090

Performance module mount for 1:1 conversion of existing halogen versions



L 4060 LED LOW-BEAM HEADLAMP WITH DAYTIME RUNNING LIGHT/POSITION LIGHT*

Module headlamp with 40 x 60 mm polycarbonate lens, robust aluminium die-cast housing, silver design cover (black design cover upon request), multi-voltage 9–32 V.

Right-hand traffic/USA version, FEP connector	1BL 012 488-021
Left-hand traffic, FEP connector	1ML 012 488-031
Right-hand traffic/USA version, DEUTSCH connector	1BL 012 488-121
Left-hand traffic, DEUTSCH connector	1ML 012 488-131

Type approval: 1BL 012 488-021: ECE 3831, 1ML 012 488-031: ECE 4090, 1BL 012 488-121: ECE 3881, 1ML 012 488-131: ECE 4090

*In areas where the ECE R48 regulation applies, vehicles registered in accordance with ECE R48, series 05, must incorporate suitable measures to safeguard active failure monitoring of an LED headlamp in the vehicle electrical system. For vehicles that are registered in accordance with ECE R48, series 06, the failure monitor is no longer mandatory.

90 mm modules

L 4060 LED high beam

High-end illumination. High beam, daytime running and position lights in one module, one high-beam/direction indicator combination or high beam as a separate module. 40 x 60 mm polycarbonate lens for a new design. Pattern-free and hardened plastic cover lens. High-beam headlamp with either pre-mounted carrier frame or as a 90 mm Performance module mount, enabling like-for-like replacement. Integrated FEP connector and driver electronics. Sturdy die-cast aluminium housing, multi-voltage, 9 - 32 V.

These LED products have the following features:



LED SPOTLIGHT L 4060


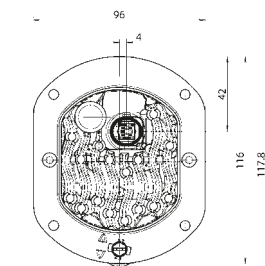
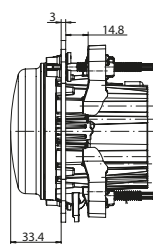
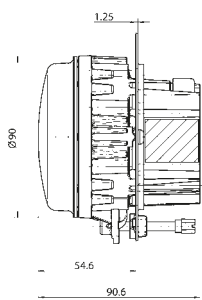
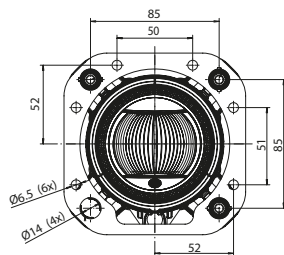
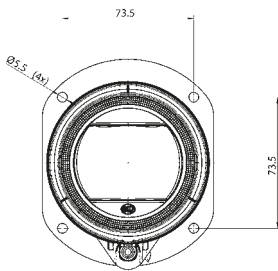
Module headlamp with 40 x 60 mm polycarbonate lens, robust aluminium die-cast housing, silver design cover (black design cover upon request), multi-voltage 9 – 32 V.

Pre-mounted carrier frame	1F0 011 988-021
Performance mount	1F0 011 988-121

Type approval: ECE E 3831

With pre-mounted carrier frame

Performance module mount for 1:1 conversion of existing halogen versions



LED SPOTLIGHT L 4060 WITH DAYTIME RUNNING LIGHT / POSITION LIGHT

Module headlamp with 40 x 60 mm polycarbonate lens, robust aluminium die-cast housing, silver design cover (black design cover upon request), multi-voltage 9 – 32 V.

Pre-mounted carrier frame	1F0 011 988-031
Performance mount	1F0 011 988-131

Type approval: ECE E 3831



LED HIGH-BEAM HEADLAMP L 4060 WITH DIRECTION INDICATOR

Module headlamp with 40 x 60 mm polycarbonate lens, robust aluminium die-cast housing, silver design cover (black design cover upon request), multi-voltage 9 – 32 V.

Preassembled carrier frame, with pulse generator	1F0 011 988-081
Preassembled carrier frame, without pulse generator	1F0 011 988-071
Performance attachment, with pulse generator	1F0 011 988-181
Performance attachment, without pulse generator	1F0 011 988-171

Type approval: ECE E 3831

Pulse generators

Malfunctions of the high beam with direction indicator module can usually be detected with the vehicle control unit. The stages of detection are as follows: DI: < 400 mA | HB: < 800 mA

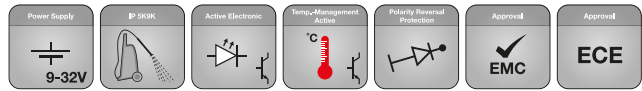
If your control unit cannot detect stage < 400 mA for DI, the pulse generator will increase the amperage in an interval of 100 to 120 ms to simulate the level consistent with a standard 12 V (21 W) bulb.

90 mm modules

L 4060 fog light

Uniform illumination similar to daylight. Fog light in various combinations or as a separate module, with daytime running light, position light and cornering light. 40 x 60 mm polycarbonate lens, pattern-free, hardened cover lens made of plastic, integrated FEP connector and driver electronics. Sturdy die-cast aluminium housing, multi-voltage, 9 - 32 V.

These LED products have the following features:



LED FOG LIGHT L 4060

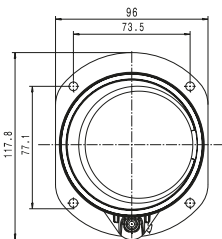
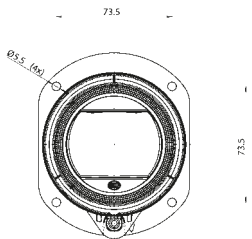
Module headlamp with 40 x 60 mm polycarbonate lens, robust aluminium die-cast housing, silver design (black design upon request), multi-voltage 9 – 32 V.

Pre-mounted carrier frame **1N0 011 988-001**

Type approval: ECE 3831

With pre-mounted carrier frame
1N0 011 988-001
1N0 011 988-011

With pre-mounted carrier frame
1N0 011 988-051
1N0 011 988-061

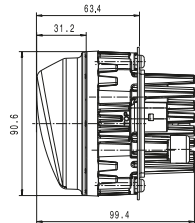
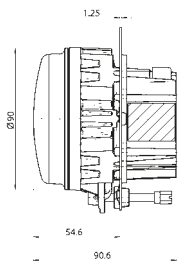


LED FOG LIGHT L 4060 WITH DAYTIME RUNNING LIGHT/POSITION LIGHT

Module headlamp with 40 x 60 mm polycarbonate lens, robust aluminium die-cast housing, silver design (black design upon request), multi-voltage 9 – 32 V.

Pre-mounted carrier frame **1N0 011 988-011**

Type approval: ECE 3831



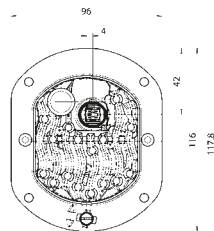
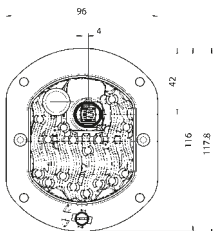
L 4060 LED FOG LAMP WITH CORNERING LIGHT

Module headlamp with 40 x 60 mm polycarbonate lens, robust aluminium die-cast housing, silver design (black design upon request), multi-voltage 9 – 32 V.

Preassembled carrier frame, right **1N0 011 988-061**

Preassembled carrier frame, left **1N0 011 988-051**

Type approval: ECE 3832



90 mm modules – bi-LED

L 5570 and L 70 low beam and high beam

Low beam and high beam from a single headlamp module. Uniform illumination similar to daylight. Hardened plastic cover lens, no moving parts, passive cooling. FEP and DEUTSCH connector, USA version available. Integrated function output for failure monitor. Multi-voltage 9- 32 V.

This LED product has the following features:



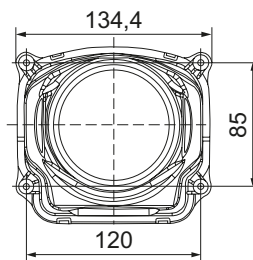
2ND GENERATION (SINCE 2016) L 5570 BI-LED LOW-BEAM AND HIGH-BEAM HEADLAMP

Module headlamp with 55 x 70 mm polycarbonate lens and further developed lighting/electronics, robust aluminium die-cast housing, hardened plastic cover lens, no moving parts, multi-voltage 9 – 32 V.

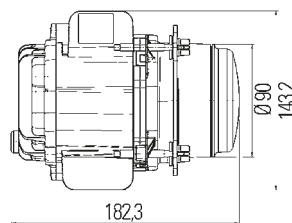
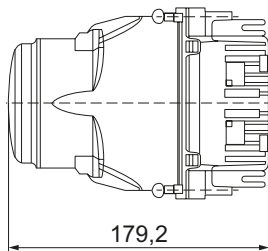
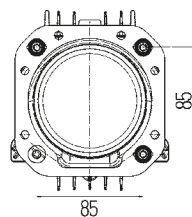
Right-hand traffic, FEP connector	1AL 012 758-001
Left-hand traffic, FEP connector	1LL 012 758-011
USA version, FEP connector	1AL 012 758-021
Right-hand traffic, DEUTSCH connector	1AL 012 758-101
Left-hand traffic, DEUTSCH connector	1LL 012 758-111
USA version, DEUTSCH connector	1AL 012 758-121

Type approval: right-hand traffic: ECE Ⓢ 4208, left-hand traffic: ECE Ⓢ 4209, USA versions: SAE

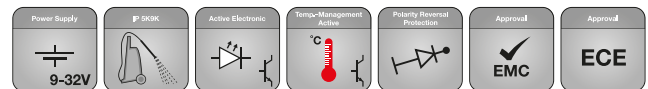
2nd generation



1st generation



These LED products have the following features:



1ST GENERATION (SINCE 2012) L 70 BI-LED LOW-BEAM AND HIGH-BEAM HEADLAMP*

Module headlamp with 70 mm DE lens.

Right-hand traffic	1AL 010 820-021**
Left-hand traffic	1LL 010 820-031**

Type approval: right-hand traffic: ECE Ⓢ 3351/6189, left-hand traffic: ECE Ⓢ 3352/6189

1ST GENERATION (SINCE 2011) L 70 LED LOW-BEAM HEADLAMP*

Module headlamp with 70 mm DE lens.

Right-hand traffic	1BL 010 820-001**
Left-hand traffic	1ML 010 820-011**

Type approval: right-hand traffic: ECE Ⓢ 3359 / 6189, left-hand traffic: ECE Ⓢ 3160 / 6189

*In areas where the ECE R48 regulation applies, vehicles registered in accordance with ECE R48, series 05, must incorporate suitable measures to safeguard active failure monitoring of an LED headlamp in the vehicle electrical system. For vehicles that are registered in accordance with ECE R48, series 06, the failure monitor is no longer mandatory.

** Set versions comprising 1 control unit for function monitoring and 1 first-generation LED headlamp available on request.

90 mm modules

Premium low beam and high beam

Low beam and high beam from a single headlamp module with 70 mm DE lens. Pattern-free and hardened glass cover lens. High-quality aluminium reflector. Preassembled adjusting screws. Including light source. Connection using 0.5 m shielded supply cable with detachable plug connection.



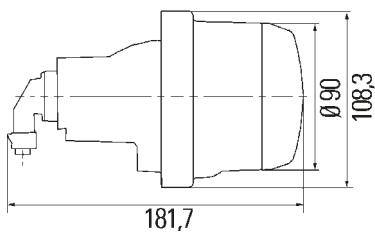
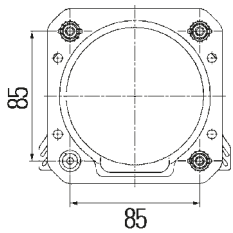
BI-HALOGEN LOW-BEAM AND HIGH-BEAM HEADLAMPS

Halogen, low beam and high beam in one headlamp, metal reflectors with clear DE lens. Ideal in combination with the coordinated high-beam headlamps and fog lamps, incl. light source.

12 V, right-hand traffic, H7, ECE	1AL 009 998-001
12 V, left-hand traffic, H7, ECE	1LL 009 998-011
12 V, right-hand traffic, H9, SAE	1AL 009 998-021
24 V, right-hand traffic, H7, ECE	1AL 009 998-041
24 V, left-hand traffic, H7, ECE	1LL 009 998-051

Type approval: ECE 2484 and ECE 2485

Bi-halogen
Low beam and spotlight
and
Halogen low beam headlamp



HALOGEN LOW BEAM HEADLAMP

Metal reflectors with clear DE lens. Ideal in combination with the coordinated high-beam headlamps and fog lamps, incl. light source.

12 V, right-hand traffic, H7, ECE	1BL 009 999-001
12 V, left-hand traffic, H7, ECE	1ML 009 999-011
12 V, right-hand traffic, H7, SAE	1BL 009 999-021
24 V, right-hand traffic, H7, ECE	1BL 009 999-041
24 V, left-hand traffic, H7, ECE	1ML 009 999-051

Type approval: ECE 2486 and ECE 2487

90 mm modules

Performance low beam and high beam

Proven illumination. Modules in enhanced quality for use on long hauls. Pattern-free and hardened glass cover lens. High-quality aluminium reflector. With splash-water-proof plug connection. Perfectly fitting adjusting screws included in the scope of supply. Including light source. 24 V versions incl. Heavy Duty Longlife bulbs. Low beam with 50 mm DE lens, high beam with free-form reflector.



HALOGEN LOW BEAM HEADLAMP

Module headlamp with an aluminum reflector and clear DE lens behind a pattern-free glass cover lens, incl. light source.

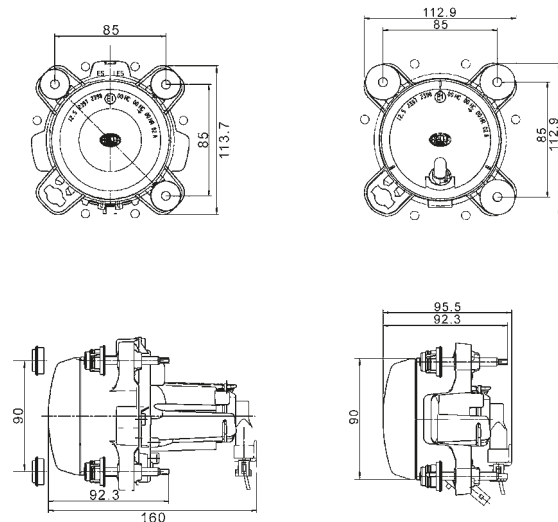
12 V, right-hand traffic, H1, for Performance fixing	1BL 247 042-007
12 V, left-hand traffic, H1, for Performance fixing	1ML 247 042-027
12 V, right-hand traffic, H1, for Premium fixing	1BL 247 042-177
12 V, left-hand traffic, H1, for Premium fixing	1ML 247 042-187

Type approval: ECE 2397 and ECE 2398

With a technical solution for tourists for temporary use in left-hand traffic countries or, for the left-hand traffic versions, in right-hand traffic countries.

Halogen low beam headlamp

Halogen spotlight



HALOGEN SPOTLIGHT

Module headlamp with an aluminum free-form reflector and a non-patterned glass cover lens, incl. light source.

12 V, with position light, H1, for Performance fixing	1K0 247 043-007
12 V, without position light, H1, for Performance fixing	1K0 247 043-017
12 V, with position light, H1, for Premium fixing	1K0 247 043-117
12 V, without position light, H1, for Premium fixing	1K0 247 043-127

Type approval: ECE 2397

24 V, with position light, H1 Heavy Duty Longlife, for Performance fixing	1K0 247 043-027
---	------------------------

24 V, without position light, H1, for Performance fixing	1K0 247 043-037
--	------------------------

12 V, with position light, H1, for Classic fixing	1K0 247 043-157
---	------------------------

12 V, H1, for Classic fixing	1K0 247 043-167
------------------------------	------------------------

Type approval: ECE 2397 and ECE 2398


90 mm modules

LED low beam comparison


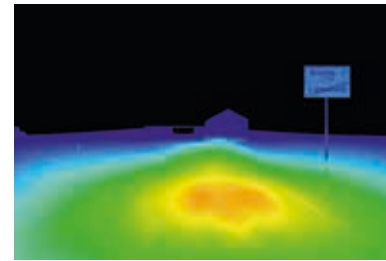
L 4060
(012 488)




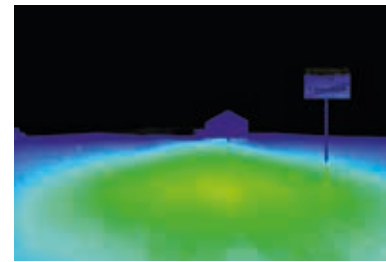

Road simulation



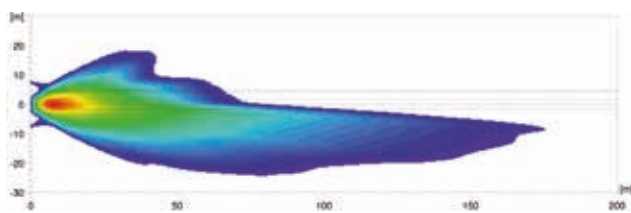
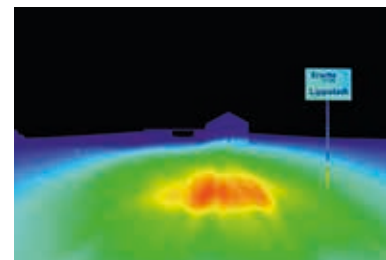

Road simulation – colour



L 5570 2nd generation (bi-module)
(012 758)



L 70 1st generation
(010 820)



Legend, isolux diagram (1 - 350 lux)



Remarks

Headlamp mounting height: 0.65 m/gap between the headlamps: 1.20 m

90 mm modules

Halogen low beam comparison



**Premium halogen (009 999)
and bi-halogen (009 998)**



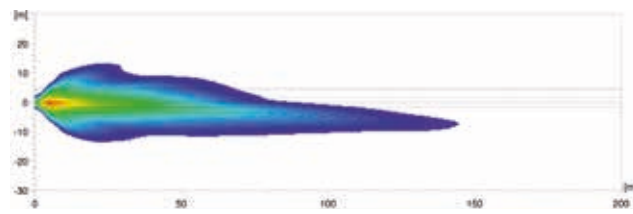

Road simulation






Road simulation – colour



**Performance halogen
(247 042)**



**Classic halogen
(008 193)**



90 mm modules

High beam comparison


L 4060 LED (011 988)




Road simulation





Road simulation – colour



Performance halogen (247 043)



Classic halogen (008 191)



Note

Display of high beam only. When driving, the high beam is augmented by the low beam.


90 mm modules

Bi-module high beam comparison



L 5570 bi-module, 2nd generation (012 758)



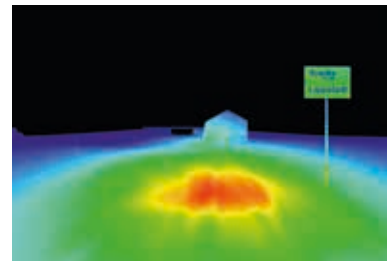

Road simulation




Road simulation – colour



L 70 bi-LED 1st generation (010 820)



Premium bi-halogen (009 998)



Note


Bi-light distributions are generated when the low beams are switched on and are only available as a bi-version.

90 mm modules


Comparison of combinations of low-beam and high-beam modules

L 4060 LED
(012 488)


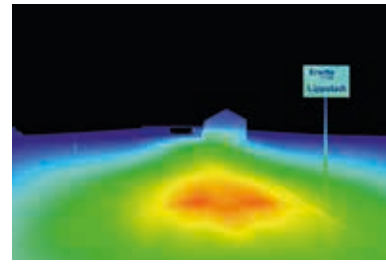
L 4060 LED
(011 988)



Road simulation

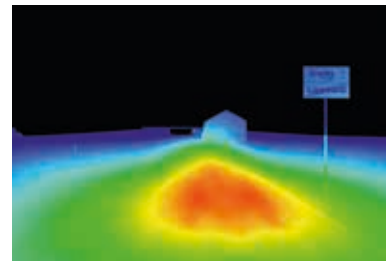



Road simulation – colour






L 4060 LED
(012 488)

Performance
halogen (247 043)



Performance
halogen (247 042)


Performance
halogen (247 043)



90 mm modules

Fog light comparison

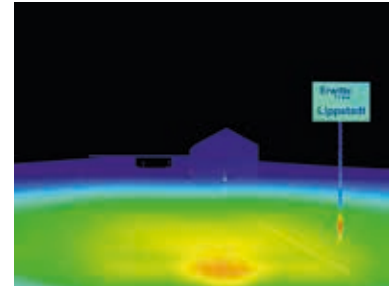
L 4060 LED
fog lamp (011 988)





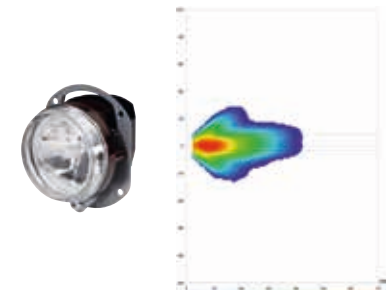
Road simulation



Road simulation – colour




H15 fog lamp,
halogen (010 294)




90 mm modules

Cornering light comparison

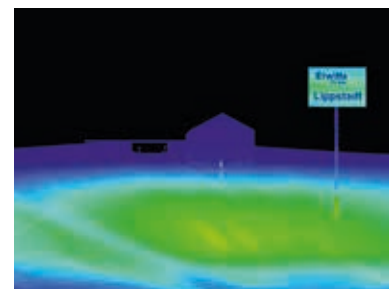
L 4060 LED
(011 988)



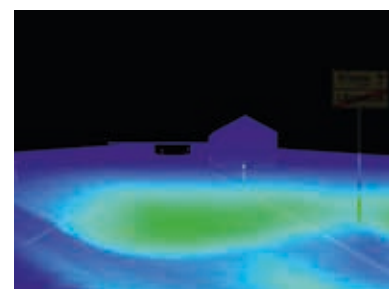


Road simulation



Road simulation – colour



Dyna View EVO 02
(009 295)



Note

Display of cornering light only. When driving, the cornering light is augmented by the low beam.

90 mm modules

LED accessories

Legend

-) Accessory for proper connection, or mandatory accessory
-) Optional accessory

Accessory components	Part number	Features
Carrier frame		
Premium carrier frame	9AH 169 580-011	Black
Performance carrier frame	9AH 254 228-012	Black
Performance carrier frame for agricultural and truck applications	9AH 185 978-011	Black
Premium carrier frame	9AH 205 652-011	Black
Performance carrier frame	9AH 205 652-111	Black
Adapter for like-for-like replacement from 009 999 bi-halogen modules to bi-LED	9AH 213 181-001	Black
Adapter for like-for-like replacement from bi-LED to 009 999 bi-halogen modules	9AH 205 653-001	Black
Surplus supply LED: AMP SUPERSEAL connector, 3-pin		
Housing	8JA 746 184-032	10 units
Female socket connector	8KW 744 837-002	50 units
Strand insulation	9GD 746 185-002	50 units
Surplus supply LED: FEP connector, 4-pin		
Housing	8JA 202 231-002	10 units
Flat contact	8KW 863 933-013	50 units
Strand sealing, 0.35-0.5 mm ² or	9GD 863 952-022	50 units
Strand sealing, 0.75 mm ²	9GD 863 952-012	50 units
Blind plug	9GD 863 952-002	50 units
Surplus supply LED: DEUTSCH connector, 4-pin (together with adapter cable, see 1), except for 012 488-1xx and 012 758-1xx)		
Male connector housing	8JA 201 022-042	10 units
Lock / wedgelock	9NB 201 024-042	10 units
Contact sleeve 0.5-1.5 mm ²	8KW 201 025-112	50 units
Blind plug	9NB 201 026-012	50 units
Set packaging (1 connector housing, 1 lock, 5 contact sleeves, 3 blind plugs)	8JA 201 022-821	
Headlight beam throw adjustment system		
Headlamp leveling system, 12 V	6NM 007 282-221	
Headlamp leveling system, 24 V	6NM 008 299-501	
Bracket for right-side mounting of actuator	8HG 138 619-007	
Bracket for left-side mounting of actuator	8HG 138 620-007	
Mounting set for headlamp leveling actuators (bracket and articulated element)	8HG 183 586-001	
Left bracket/interface for headlamp leveling actuator for connecting to the module	8HG 208 791-011	
Right bracket/interface for headlamp leveling actuator for connecting to the module	8HG 208 791-001	
Bend lighting accessories		
LED module connection cable - cornering light control unit	8KB 163-160-811	1 unit
Bend lighting control unit	5DF 009 244-007	24 units
Adapter cable		
¹⁾ Adapter from FEP plug to DEUTSCH plug (4-pin)	8KA 202 117-001	1 unit
Adapter from FEP connector to Performance module (247 043) or DynaView (009 295)	8KA 202 117-011	1 unit
Other accessories (only if the vehicle was registered i.a.w. ECE R48, series 05. As of ECE R48, series 06, no more mandatory accessories)		
Function monitoring device, 12 V	5DS 011 630-001	1 unit
Function monitoring device, 24 V	5DS 011 630-011	1 unit
Function monitoring device, 24 V	5DS 011 630-211	1 unit

L 4060													L 5570		L 70	
Low Beam 012.488-001/-011																
Low Beam 012.488-101/-111																
Low beam, daytime running light and position light 012.488-021/-031																
Low beam, daytime running light and position light 012.488-121/-131																
High Beam 011.988-021																
High Beam 011.988-121																
High beam, daytime running light and position light 011.988-031																
High beam, daytime running light and position light 011.988-131																
High beam and direction indicator (with pulse) 011.988-081																
High beam and direction indicator (with pulse) 011.988-181																
High beam and direction indicator (without pulse) 011.988-071																
High beam and direction indicator (without pulse) 011.988-171																
Fog light 011.988-001																
Fog light, daytime running light and position light 011.988-011																
Fog light and cornering light 011.988-051/-061																
Bi-LED low beam and high beam 012.758-001/-011/-021																
Bi-LED low beam and high beam 012.758-101/-111/-121																
Bi-LED low beam and high beam 010.820-021/-031																
Low Beam 010.820-001/-011																

90 mm modules

Halogen accessories

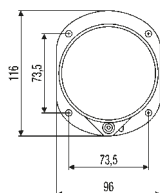
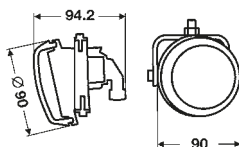

Legend
 •) Accessory for proper connection, or mandatory accessory
 ••) Optional accessory

Accessory components	Part number	Features
Carrier frame		
Premium carrier frame	9AH 169 580-011	Black
Performance carrier frame	9AH 254 228-012	Black
Caps		
Flat version for angled connectors		
Vented	9GH 152 654-007	
Non-vented	9GH 152 654-012	
Deep version for receptacle housing		
Vented	9GH 145 943-001	
Non-vented	9GH 145 943-012	
Plug (vehicle side)		
Surplus supply H1 / H7	8JD 156 151-807	20 systems
Surplus supply H9	8JD 158 175-807	20 systems
Parking lights	8JD 156 150-807	20 systems
High-beam change-over switch 8 AMP SUPERSEAL, 2-pin		
Housing	8JA 746 184-022	10 units
Female socket connector	8KW 744 837-002	50 units
Strand insulation	9GD 746 185-002	50 units

Premium				Performance		
H7/bi-halogen low beam and high beam 009 998	H7/bi-halogen low beam and high beam 009 998. Version with fording capability	H9/bi-halogen low beam and high beam 009 998 USA version	H7/halogen low beam 009 999	Halogen low beam 247 042	Halogen high beam 247 043	H1 halogen high beam with position light 247 043
••	••	••	••	••	••	••
				••	••	••
•	•		•	•	•	•
		•				
						•
•	•	•	•			
•	•	•	•			
•	•	•	•			

90 mm modules


Auxiliary light functions



DYNAVIEW® EVO2 CORNERING LIGHT AND FOG LIGHT

Incl. H7 bulb, with mounting bracket

12 V, set including control electronics and cable set	1N0 009 295-801
12 V, individual left	1N0 009 295-011
12 V, individual right	1N0 009 295-021
24 V, individual left	1N0 009 295-057
24 V, individual right	1N0 009 295-067

Type approval: ECE  1951

ECE R119 cornering light,
ECE R19 fog light, B series 02 / B series 03



CONNECTOR PLUG SET

DynaView® Evo2	
For 20 headlamps	8JD 156 151-807
Harness	8KB 163 160-801
Control electronics	5DF 009 244-007



90 mm modules
Auxiliary light functions



This LED product has the following features:



90 MM LED DAYTIME RUNNING LIGHT SET

Black aluminium housing, for upright and pendant mounting in or on the front apron. Multi-voltage, 9 – 33 V, 3 high-power LEDs per light. Set contents: 2 mounting brackets and 2 lights included.

Daytime running light, set	2PT 009 599-811
Daytime running light, left	2PT 009 599-111
Daytime running light, right	2PT 009 599-121
Daytime running light with position light, left	2PT 009 559-131
Daytime running light with position light, right	2PT 009 599-141

Type approval: ECE Ⓢ 2372 and SAE


Optional accessories

Universal carrier frame	9AH 165 968-001
Harness, pre-assembled	8KA 165 959-001

This LED product has the following features:



83 MM LED DIRECTION INDICATOR, DAYTIME RUNNING AND POSITION LIGHT



LED 3 function light with integrated electronics, which are configured so that the daytime running light switches off during flashing, pre-cabled with a 2,500 mm long, sheathed, four-wire cable.

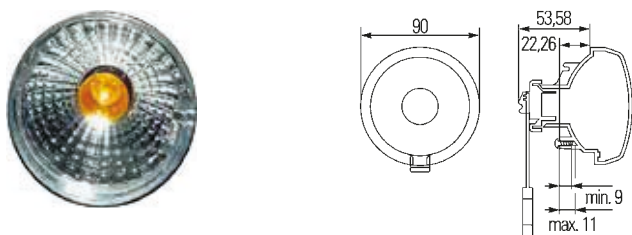
Single light, 12 V	2BE 980 691-001*
Single light, 24 V	2BE 980 690-001*

Type approval: ECE Ⓢ 5854

Optional accessories

The adapter ring is used to replace a 90 mm light with the 83 mm light. This means that vehicles already equipped with a HELLA 90 mm light can be easily converted for the 83 mm light.

9GD 980 696-001



90 MM DIRECTION INDICATOR

Signal light with pattern-free, real glass or plastic cover lens.

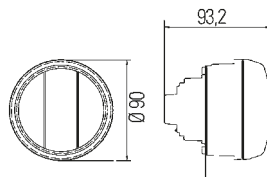
Direction indicator with amber bulb, 12 V	2BA 965 039-061
---	-----------------

Type approval: ECE Ⓢ 10215

* No integrated pulse, switching-off of daytime running light during operation of direction indicator.

90 mm modules

Auxiliary light functions

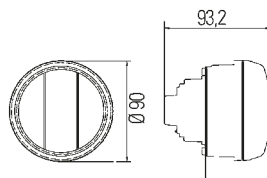


90 MM DIRECTION INDICATOR WITH POSITION LIGHT

Headlamp with pattern-free glass cover lens, with PY21W/12 V silver bulb and Kartoval LED.

12 V	2BE 010 102-001
24 V	2BE 010 102-011

Type approval: ECE 2586

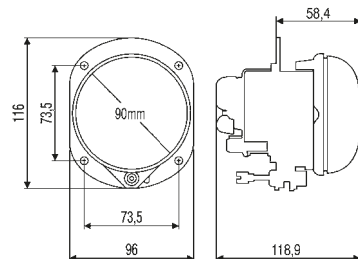


90 MM DAYTIME RUNNING LIGHT WITH POSITION LIGHT

Headlamp with pattern-free glass cover lens, with P21 W12V Longlife bulb and Kartoval LED.

12 V	2BE 010 102-101
24 V	2PT 010 102-111
Connector set, 3-pin	8JD 162 581-802
Optional carrier frame with 3 screws	9AH 165 968-001

Type approval: ECE 2586



90 MM HIGH-BEAM OR FOG LAMP

Module headlamp with pattern-free glass cover lens, with H15 bulb, with carrier frame, 12 V (55 W / 15 W)/24 V (70 W / 20 W).

12 V, with high beam (additional option: daytime running light)	1FO 010 293-001
24 V, with high beam (additional option: daytime running light)	1FO 010 293-011

Type approval: ECE 2680, ECE R87, ECE R112

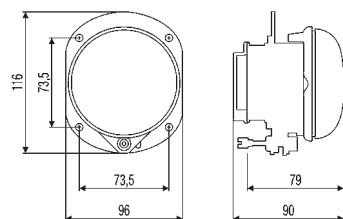


12 V, with fog light (additional option: daytime running light)	1NO 010 294-001
24 V, with fog light (additional option: daytime running light)	1NO 010 294-011

Type approval: ECE 2681, ECE R19 B series 02, B series 03, ECE R87

Accessories for combinations

Connector plug set 3-pin (20 systems)	8JD 162 581-802
Male connector housing 3-pin (250 units)	8JA 179 631-002



90 MM FOG LAMP

Minimum installation dimensions for a discreetly convincing lighting design. Aluminium reflectors with clear lens. Ideal in combination with the matching 90 mm spotlights and low beam headlights.

12 V, halogen	1NO 008 582-007
24 V, halogen	1NO 008 582-017

Type approval: ECE 1342, ECE R19 B series 02, B series 03

Accessories

Rubber cap	9GH 158 051-007
------------	-----------------





Customer-specific front lighting

Headlamps

We give your vehicle an individual appearance

HELLA is the leading supplier of vehicle-specific lighting in Germany and parts of Europe. We use our innovative power to continuously expand our product range. Functional safety, a perfect fit and product durability are all guaranteed through "HELLA Original Parts Quality". We offer our customers a multitude of equipment variants. Our extraordinarily wide product range and various modular systems serve to emphasise a unique brand character and enable customised trend-setting in the process. Benefit from HELLA's expertise in mass production and the resulting ease of use in your vehicles.

Custom-designed headlamp

Reliable quality, the very highest comfort, high-quality equipment and an extremely high degree of safety – all included as standard!

Hymer motorhomes, for example, are equipped with the headlamp custom-designed by HELLA. Particularly noticeable are the three lighting functions – daytime running lights, direction indicators and position lights – which are all emitted by a single LED-fed light guide.

The low-beam/high-beam module is realised both as a bi-halogen and bi-LED variant. As a result, this headlamp sets yet another milestone in terms of vehicle-specific motorhome equipment.



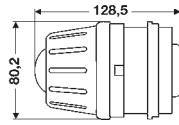
HYMER HEADLAMP

- Low beam and high beam as bi-halogen or bi-LED
- Daytime running light, direction indicator and position light based on LED coupling in the customer-specific light guide
- Custom-designed plastic cover lens

On request

50 mm headlamps

Premium low-beam, high-beam and fog lamps

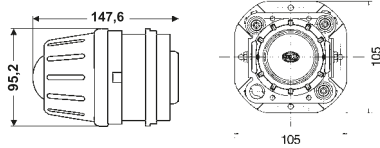


50 MM PREMIUM LOW-BEAM HEADLAMP

Installation frame for 3-point attachment, adjustable from the front and rear.

12 V, right-hand traffic, H7	1BL 009 071-007
12 V, left-hand traffic, H7	1ML 009 071-017
24 V, right-hand traffic, H7	1BL 009 071-027
24 V, left-hand traffic, H7	1ML 009 071-037

Type approval: ECE 1903 and ECE 1904

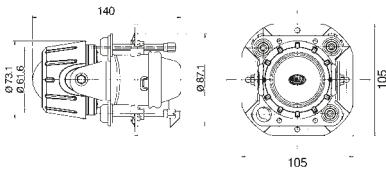


50 MM PREMIUM HIGH-BEAM HEADLAMP

3-point holder, adjusted via adjusting screw. With ECE and SAE type approval.

12 V, H9	1KL 009 486-001
----------	------------------------

Type approval: ECE 2198 and SAE




50 MM PREMIUM FOG LAMP

3-point holder, adjustable using adjustment screw, back carrier frame not included in delivery (see Accessories). With ECE and SAE type approval.

12 V, H7	1NL 008 090-317
24 V, H7	1NL 008 090-327

Type approval: ECE 877, ECE R19 B series 02, B series 03 and SAE

ACCESSORIES



Carrier frame (not for H9 halogen spotlights)

a) Without HLL holder	9AH 161 786-017
b) With HLL holder	9AH 161 784-017



Plastic cap (rubber cap)

a) For halogen low-beam headlamps	9GH 152 654-007
b) For fog lamps	9GH 147 009-007



Connector plug set

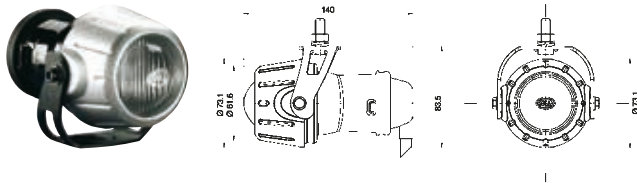
Plastic cap for 20 headlamps	8JD 156 150-807
H9 connectors for 20 headlamps (not shown)	8JD 158 175-807



Actuator motors for headlight range adjustment

For 12 V halogen	6NM 007 282-221
24 V actuator	6NM 008 299-501
Actuator assembly set	8HG 183 586-001

Micro DE headlights Fog light

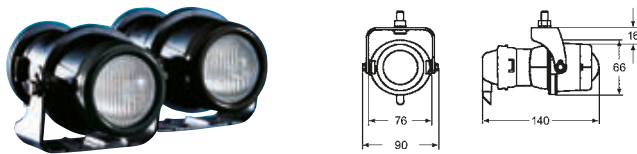


Micro DE PREMIUM FOG LAMP

12 V H3 bulb, aluminium design finisher, rubber cap contained in scope of delivery.

Individual **1NL 008 090-301**

Type approval: ECE 877, ECE R19 B series 02 and B series 03



Micro DE FOG LAMP

12 V H3 bulb, rubber cap and universal mounting bracket contained in the scope of delivery.

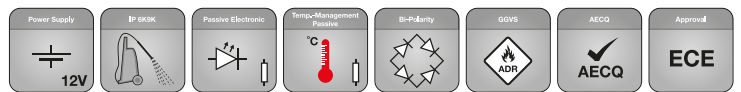
Set **1NL 008 090-821**

Individual **1NL 008 090-031**

Type approval: ECE 877, ECE R19 B series 02 and B series 03

Position lights

This LED product has the following features:



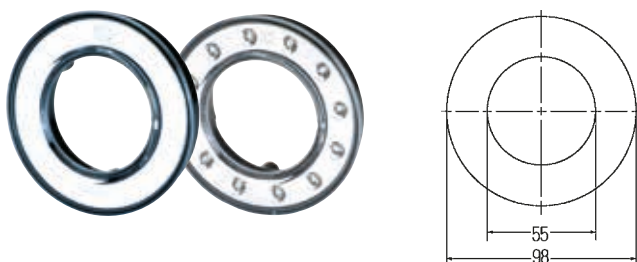
LED POSITION LIGHT WITHOUT REFLECTOR

For installation, clear lens, black plastic housing with adhesive film for attaching to the body. 2-pin cable, 150 mm long, open cable ends, with 2 white LEDs.

12 V/0.6 W, current consumption = approx. 0.05 A **2PF 340 825-041**

Type approval: ECE 11371

This LED product has the following features:



LED POSITION LIGHT AND CHROMIUM-PLATED CIRCULAR FINISHER

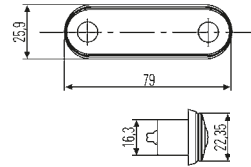
Suitable for light series 008 221 and 011 172, for mounting.

Circular finisher, chromium-plated **8XU 008 405-031**

12 V, position light, with 12 LEDs **2PF 008 405-061**

Type approval: ECE 1696 and ECE 2295

Position lights



This LED product has the following features:



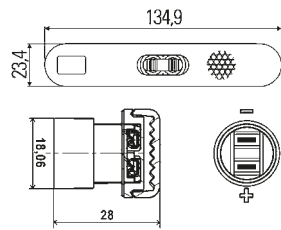
LED POSITION LIGHT, INSTALLATION

For horizontal or vertical installation, with 0.5 m cable, 12 V / 0.5 W, current consumption = approx. 0.04 A.

10-33 V

2PF 959 590-401

Type approval: ECE 7597 and 031721



This LED product has the following features:



LED POSITION LIGHT

For mounting, self-adhesive with 6.3 mm contacts and mating connector grommet, current consumption = 0.04 A.

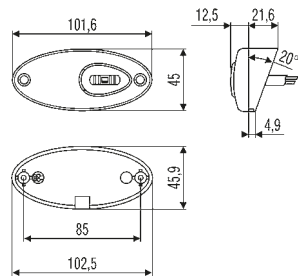
12 V

2PF 009 226-097

Counterplug grommet (order separately)

9GT 186 597-007

Type approval: ECE 3016



This LED product has the following features:



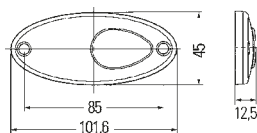
LED POSITION LIGHT

For horizontal mounting, with 20° adapter base supplied loose.

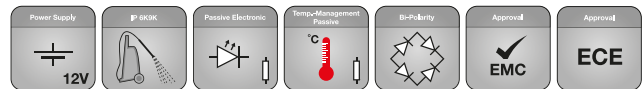
12 V/0.3 W, current consumption = approx. 0.03 A

2PF 964 295-257

Type approval: ECE 817



This LED product has the following features:



LED POSITION LIGHT WITH REFLECTOR

For horizontal mounting, with 2 LEDs.

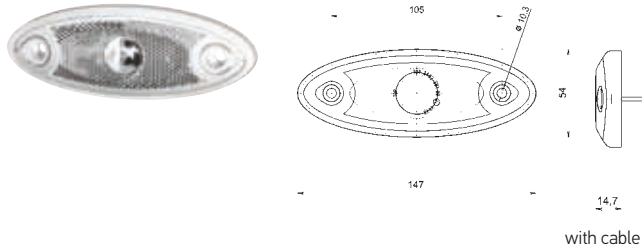
12 V/0.3 W, current consumption = approx. 0.03 A

2PG 964 295-121

Type approval: ECE 0301

Position lights

This LED product has the following features:



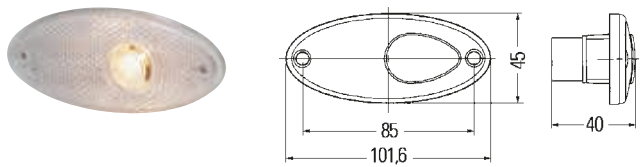
LED POSITION LIGHT

For horizontal mounting, with 500 mm cable, modern night-time design and high level of safety thanks to maximum illumination area.

12 V

2PG 344 690-307

Type approval: ECE 5853



POSITION LIGHT

12 V, for horizontal installation, with pre-fitted 12 V / 5 W bulb and seal.

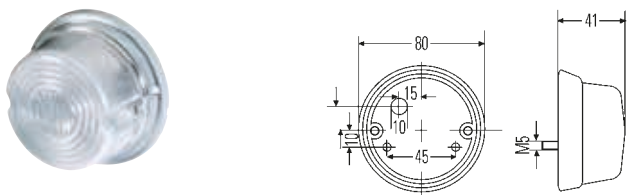
with reflex reflector

2PG 964 295-011

without reflex reflector (not shown)
for horizontal or vertical flush-mounting

2PF 964 295-021

Type approval: ECE 9806 and 811



POSITION LIGHT

For mounting, clear lens, 2 x M5 fastening screws.

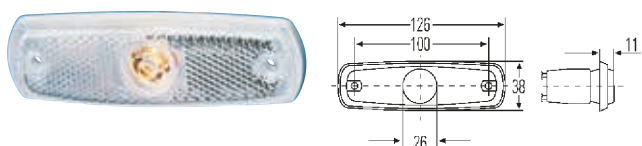
12 V

2PF 001 259-631

Intermediate piece for mounting at 45° angles
(order separately)

8HG 002 247-001

Type approval: ECE 21624



POSITION LIGHT WITH REFLECTOR

For horizontal or vertical installation, with pre-fitted 12 V/3 W bulb.

12 V

2PG 962 964-041

Seal (order separately)

9GD 963 281-001

Grommet (order separately)

9GT 963 129-001

Type approval: ECE 7499 and ECE 3153

Indicator and position lights

This LED product has the following features:

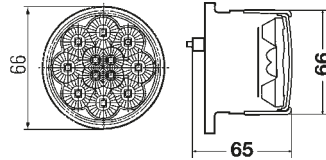


LED POSITION LIGHT, 66 MM DIAMETER

For installation, with 12 LEDs.

Position light 2PF 009 001-421

Type approval: ECE 12390



DIRECTION INDICATOR AND POSITION LIGHT, 66 MM DIAMETER

12 V / 21 W, with clear lens

Direction indicator, amber bulb 2BA 009 001-071

Type approval: ECE

ECE: > 40 mm gap to the low-beam headlamp/ fog lamp
< 40 mm gap to the low-beam headlamp/ fog lamp
< 20 mm gap to the low-beam headlamp/ fog lamp

12 V / 21 W, with clear lens

Direction indicator, amber bulb 2BA 009 001-091

Type approval: SAE

SAE: < 2,032 mm width, gap to the low-beam headlamp > 75 – 100 mm

12 V / 21 W, with clear lens

Direction indicator, silver bulb 2BA 009 001-201

Type approval: ECE

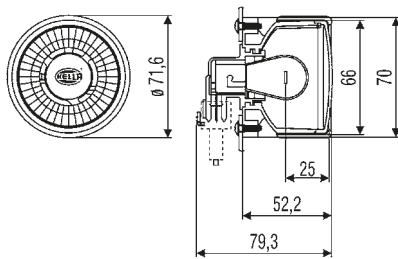
ECE: > 40 mm gap to the low-beam headlamp/ fog lamp
< 40 mm gap to the low-beam headlamp/ fog lamp
< 20 mm gap to the low-beam headlamp/ fog lamp

With P21/5W bulb

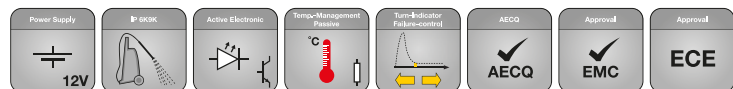
Position light 2PF 009 001-081

Type approval: ECE 6546 and ECE 7613

SAE: < 2,032 mm width



This LED product has the following features:



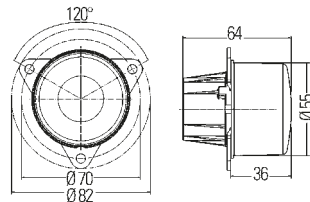
LED DIRECTION INDICATOR AND POSITION LIGHT, MODULAR, 55 MM DIAMETER

For front installation, clear lens with pattern and a 500 mm connecting cable.

Direction indicator, without pulse 2BA 011 172-001/7Direction indicator, with pulse 2BA 011 172-011/7

Type approval: ECE 3284 and CCC (BL)

ECE: distance < 40 mm to the low-beam headlamp/ fog lamp



DIRECTION INDICATOR, 55 MM DIAMETER

For installation with white lens, with fitted amber 12 V / 21 W bulb.

Indicator 2BA 008 221-107

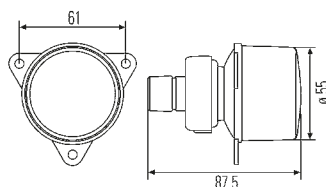
Type approval: ECE 878

ECE: > 40 mm gap to the low-beam headlamp/ fog lamp
< 40 mm gap to the low-beam headlamp/ fog lamp

For installation with white lens, with fitted white 12 V / 5 W bulb.

Position light 2PF 008 221-011

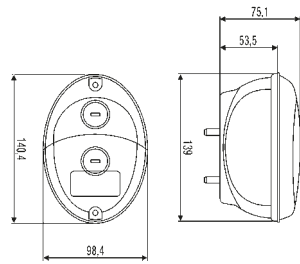
Type approval: ECE 879



Accessories

Harness with grommet 8KA 152 134-007Grommet separate 9GT 137 236-007

Indicator and position lights



OVAL DIRECTION INDICATOR AND POSITION LIGHT

12 / 24 V, for horizontal or vertical mounting, with grommet, without bulb.

Attention:

Depending on the installation position, the water drain opening must be broken out.

Indicator	2BA 343 130-057*
Direction indicator with position light	2BE 343 130-007

Type approval: ECE 6550 and ECE 10202

* ECE: > 40 mm gap to the low-beam headlamp/ fog lamp
SAE: > 2,031 mm width, > 100 mm gap to the low-beam headlamp

This LED product has the following features:

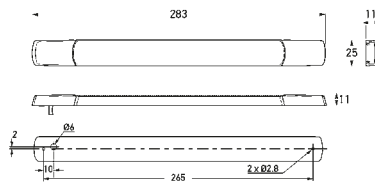


"STRIP LAMP" LED DIRECTION INDICATOR

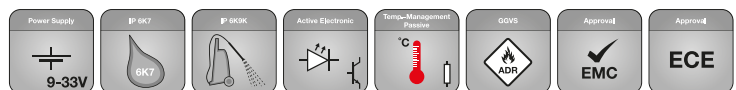
Ultra-flat design, mounting variant, without pulse for direction indicator failure monitor, low power consumption, 12 and 24 V, lens made from highly impact-resistant Grilamid®.

12 V, horizontal	2BA 980 888-311
12 V, vertical	2BA 980 888-511
24 V, horizontal	2BA 980 888-411
24 V, vertical	2BA 980 888-611

Type approval: ECE 5869 and ECE 5890



This LED product has the following features:



DuraLED POSITION LIGHT

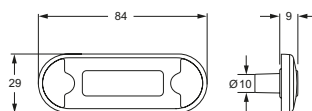
Mounting variant with 2 LEDs, slimline design with 9 mm profile, horizontal or vertical installation, IP 6K7, IP 6K9K, high vibration resistance, extremely low energy consumption, multi-voltage 9 – 33 V, hermetically sealed to protect against dirt and humidity

0.5 m cable, x1	2PF 959 855-201
0.5 m cable, x24	2PF 959 855-207
2.5 m cable, x1	2PF 959 855-241
2.5 m cable, x16	2PF 959 855-247
0.5 m cable, x1	2PF 959 855-251
0.5 m cable, x24	2PF 959 855-257

Type approval: ECE 587 and EMC 10R-042899


Accessories and spare parts

Wheel cover, polished stainless steel (ECE engraving)	9AB 959 685-201
Contour seal	9GD 958 028-001
Flat, rectangular seal (x8)	9GD 980 867-507
Cap for screw top, black (x4)	9HD 980 858-008
Cap for screw top, white (x4)	9HD 980 858-018



Auxiliary driving lamps
for all-wheel drive

This LED product has the following features:



AUXILIARY DRIVING LAMP LED LIGHT BAR 350

12 high-power LEDs with high luminous intensity, power requirements: 25 watts, multi-voltage 12–24 V, IP 6K7 (submersible), ECE type approval R112 and EMC R10.

Ref. 20, with plastic bracket	1FJ 958 040-001
Ref. 30, with plastic bracket	1FJ 958 040-051
Ref. 20, with universal bracket	1FJ 958 040-072
Ref. 30, with universal bracket	1FJ 958 040-082

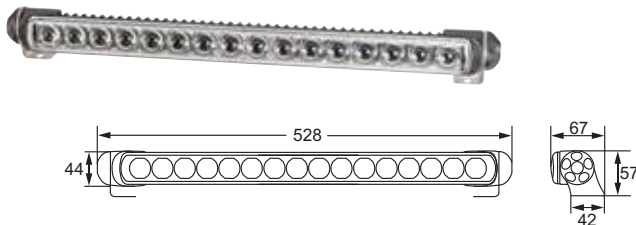
Type approval: ECE 0008 (ref. 20), ECE 0009 (ref. 30)

Spare parts/accessories

1 plastic bracket	8HG 958 053-801
Bracket set (2 steel angle brackets for dual mounting)*	8HG 958 128-811

* Only for products with a universal bracket.

This LED product has the following features:



AUXILIARY DRIVING LAMP LED LIGHT BAR 470

16 high-power LEDs with high luminous intensity, power requirements: 35 watts, multi-voltage 12–24 V, IP 6K7 (submersible), ECE type approval R112 and EMC R10.

Ref. 25, with universal bracket	1FJ 958 130-111
Ref. 37.5, with universal bracket	1FJ 958 130-011

Type approval: ECE 0012 (ref. 25), ECE 0013 (ref. 37.5)

Spare parts/accessories

Bracket set (2 universal brackets)	8HG 958 139-841
Bracket (1 universal bracket without steel angle bracket, also for custom angles)	8HG 958 139-071
Bracket set (2 steel angle brackets for dual mounting)	8HG 958 128-811

This LED product has the following features:



LUMINATOR LED

High-beam headlamp, multi-voltage 12–24 V, ECE ref. 50.

With position light and chrome design ring	1F8 011 002-211
--	-----------------

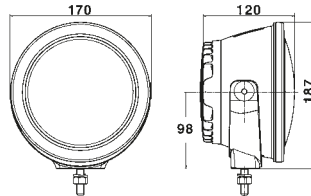
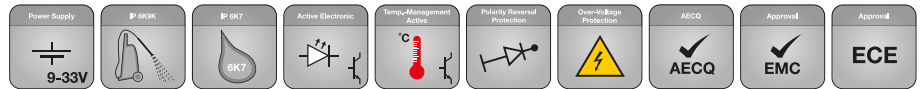
Type approval: ECE 3967

Accessories

High-beam headlamp insert ref. 50 with position light	1F8 181 541-031
---	-----------------

Auxiliary driving lamps for all-wheel drive

This LED product has the following features:



LUMINATOR COMPACT LED

High-beam headlamp, multi-voltage 12–24 V, ECE ref. 45

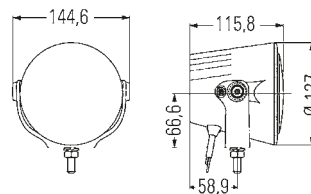

With chrome design ring	1F3 011 815-001
With black design ring	1F3 011 815-011
With black design ring (Heavy Duty with hose ventilation)	1F3 011 815-031

Type approval: ECE 3738

Spare parts/accessories

Cover lens with chrome design ring	9AG 195 614-001
Cover lens with matt black design ring	9AG 195 614-011
Protective cap, not for use on public roads	8XS 199 170-011

This LED product has the following features:



LUMINATOR X LED

High-beam headlamp, multi-voltage 12–24 V, ECE ref. 37.5.

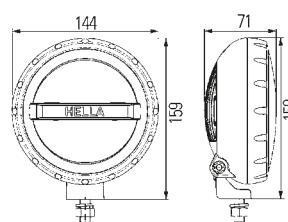
With chrome design ring	1F0 012 206-001
With black design ring	1F0 012 206-011
With black design ring, ECE ref. 25	1F0 012 206-112

Type approval: ECE 0009 (ref. 37.5), ECE 0477 (ref. 25)

Spare parts

Cover lens with seal	9ES 199 813-001
Chrome design ring	9AG 199 812-001
Black design ring	9AG 199 812-011

This LED product has the following features:



COMET 200 LED

High-beam headlamp, 12 V, ECE ref. 12.5

For upright mounting	1F2 012 414-001
----------------------	-----------------

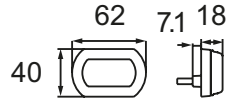
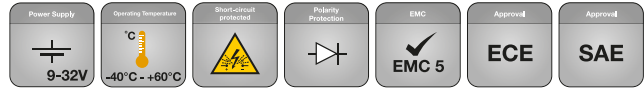
Type approval: ECE 3965, SAE Y14 TF62, CCC

Accessories

Protective cap, not for use on public roads	8XS 203 384-011
---	-----------------

Shapeline
LED position lights

These LED products have the following features:

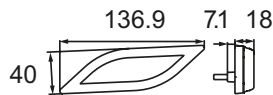


SHAPELINE SMALL POSITION LIGHT

1 LED, Tech Design	
Voltage range	9–16 V, 18–32 V
Rated voltage	12 / 24 V
Current flow	26 mA at 13.5 V / 32 mA at 28 V
Power consumption	0.35 W at 13.5 V / 0.9 W at 28 V
Dimensions (length/width/height)	62 / 40 / 18 mm
Operating temperature	-40 °C to +60 °C
Fixing system	Tape*
Assembly homology (Tolerance +/- angle [°])	0° (0°)
HELLA Specification	HN 67101 class 6.3 + 7.2
Polarity reversal protection	Yes
Current detection	1 LED off = all off
Failure monitor	in accordance with ISO 13207
Integrated short-circuit protection	Yes

6.3 mm receptacles, 2,100 mm	2PF 013 323-211
Open ends, 250 mm	2PF 013 323-221
Open ends, 5,000 mm	2PF 013 323-201

Homologation: ECE / SAE



SHAPELINE SMALL POSITION LIGHT

1 LED, Style Design	
Voltage range	9–16 V, 18–32 V
Rated voltage	12 / 24 V
Current flow	26 mA at 13.5 V / 32 mA at 28 V
Power consumption	0.35 W at 13.5 V / 0.9 W at 28 V
Dimensions (length/width/height)	139.6 / 40 / 18 mm
Operating temperature	-40 °C to +60 °C
Fixing system	Tape*
Assembly homology (Tolerance +/- angle [°])	2.5° (6°)
HELLA Specification	HN 67101 class 6.3 + 7.2
Polarity reversal protection	Yes
Current detection	1 LED off = all off
Failure monitor	in accordance with ISO 13207
Integrated short-circuit protection	Yes

Left, AMP SUPERSEAL, 250 mm	2PF 013 324-011
Left, open ends, 250 mm	2PF 013 324-031
Left, Amphenol, 250 mm	2PF 013 324-051
Right, AMP SUPERSEAL, 250 mm	2PF 013 324-021
Right, open ends, 250 mm	2PF 013 324-041
Right, Amphenol, 250 mm	2PF 013 324-061

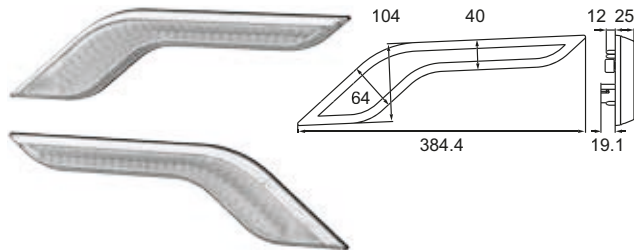
Homologation: ECE / SAE

* Other fastening options upon request.

Shapeline

LED position lights

These LED products have the following features:

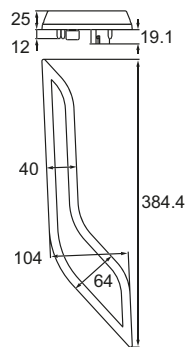


SHAPELINE POSITION LIGHT, WING

30 LEDs, Style Design	
Voltage range	9 – 16 V, 18 – 32 V
Rated voltage	12 / 24 V
Current flow	315 mA at 13.5 V / 340 mA at 28 V
Power consumption	5.5 W at 13.5 V / 5.5 W at 28 V
Dimensions (length/width/height)	384.4 / 104 / 25 mm
Operating temperature	-40 °C to +60 °C
Fixing system	Screw*
Assembly homology (Tolerance +/- angle [°])	2.5° (6°)
HELLA Specification	HN 67101 class 6.3 + 7.2
Polarity reversal protection	Yes
Integrated short-circuit protection	Yes

Left, horizontal, 2-pin AMP SUPERSEAL integrated	2PF 013 325-011
Right, horizontal, 2-pin AMP SUPERSEAL integrated	2PF 013 325-021

Homologation: ECE / SAE



SHAPELINE POSITION LIGHT, WING

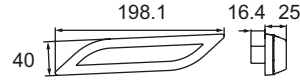
30 LEDs, Style Design	
Voltage range	9 – 16 V, 18 – 32 V
Rated voltage	12 / 24 V
Current flow	315 mA at 13.5 V / 340 mA at 28 V
Power consumption	5.5 W at 13.5 V / 5.5 W at 28 V
Dimensions (length/width/height)	384.4 / 104 / 25 mm
Operating temperature	-40 °C to +60 °C
Fixing system	Screw*
Assembly homology (Tolerance +/- angle [°])	0° (0°)
HELLA Specification	HN 67101 class 6.3 + 7.2
Polarity reversal protection	Yes
Integrated short-circuit protection	Yes

Left, vertical, 2-pin AMP SUPERSEAL integrated	2PF 013 325-031
Right, vertical, 2-pin AMP SUPERSEAL integrated	2PF 013 325-041

Homologation: ECE / SAE

Shapeline
LED position lights

These LED products have the following features:




SHAPELINE SLIM POSITION LIGHT

6 LEDs, Style Design	
Voltage range	9 – 16 V, 18 – 32 V
Rated voltage	12 / 24 V
Current flow	65 mA at 13.5 V / 75 mA at 28 V
Power consumption	0.88 W at 13.5 V / 2.1 W at 28 V
Dimensions (length/width/height)	198.1/40/25 mm
Operating temperature	-40 °C to +60 °C
Fixing system	Tape*
Assembly homologation (Tolerance +/- angle [°])	2.5° (6°)
HELLA Specification	HN 67101 class 6.3 + 7.2
Polarity reversal protection	Yes
Current detection	1 LED off = all off
Failure monitor	in accordance with ISO 13207
Integrated short-circuit protection	Yes

Left, horizontal, 2-pin AMP SUPERSEAL integrated	2PF 013 326-011
Right, horizontal, 2-pin AMP SUPERSEAL integrated	2PF 013 326-021

Homologation: ECE / SAE



SHAPELINE SLIM POSITION LIGHT

6 LEDs, Style Design	
Voltage range	9 – 16 V, 18 – 32 V
Rated voltage	12 / 24 V
Current flow	65 mA at 13.5 V / 75 mA at 28 V
Power consumption	0.88 W at 13.5 V / 2.1 W at 28 V
Dimensions (length/width/height)	198.1/40/25 mm
Operating temperature	-40 °C to +60 °C
Fixing system	Tape*
Assembly homologation (Tolerance +/- angle [°])	0° (0°)
HELLA Specification	HN 67101 class 6.3 + 7.2
Polarity reversal protection	Yes
Current detection	1 LED off = all off
Failure monitor	in accordance with ISO 13207
Integrated short-circuit protection	Yes

Left, vertical, 2-pin AMP SUPERSEAL integrated	2PF 013 326-031
Right, vertical, 2-pin AMP SUPERSEAL integrated	2PF 013 326-041

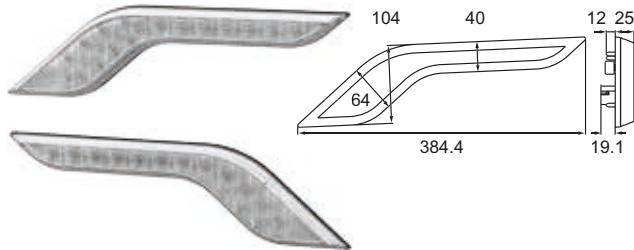

Homologation: ECE / SAE

* Other fastening options upon request.

Shapeline

LED direction indicators

These LED products have the following features:



SHAPELINE WING DIRECTION INDICATOR

12 LEDs, Style Design	
Voltage range	9–16 V, 18–32 V
Rated voltage	12 / 24 V
Current flow	407 mA at 13.5 V / 197 mA at 28 V
Power consumption	5.5 W at 13.5 V / 5.5 W at 28 V
Dimensions (length/width/height)	384.4 / 104 / 25 mm
Operating temperature	-40 °C to +60 °C
Fixing system	Screw*
Assembly homologation (Tolerance +/- angle [°])	2.5° (6°)
HELLA Specification	HN 67101 class 6.3 + 7.2
Polarity reversal protection	Yes
Failure monitor	in accordance with ISO 13207
Integrated short-circuit protection	Yes

Left, horizontal, 2-pin AMP SUPERSEAL integrated **2BA 013 334-011**

Right, horizontal, 2-pin AMP SUPERSEAL integrated **2BA 013 334-021**

Homologation: ECE / SAE

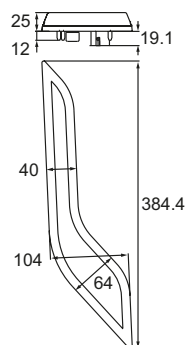
Left, horizontal, 2-pin AMP SUPERSEAL integrated Wiping L→R **2BA 013 334-051**

Right, horizontal, 2-pin AMP SUPERSEAL integrated Wiping R→L **2BA 013 334-061**

Right, horizontal, 2-pin AMP SUPERSEAL integrated Wiping L→R **2BA 013 334-071**

Left, horizontal, 2-pin AMP SUPERSEAL integrated Wiping R→L **2BA 013 334-081**

Homologation: ECE



SHAPELINE WING DIRECTION INDICATOR

12 LEDs, Style Design	
Voltage range	9–16 V, 18–32 V
Rated voltage	12 / 24 V
Current flow	407 mA at 13.5 V / 197 mA at 28 V
Power consumption	5.5 W at 13.5 V / 5.5 W at 28 V
Dimensions (length/width/height)	384.4 / 104 / 25 mm
Operating temperature	-40 °C to +60 °C
Fixing system	Screw*
Assembly homologation (Tolerance +/- angle [°])	0° (0°)
HELLA Specification	HN 67101 class 6.3 + 7.2
Polarity reversal protection	Yes
Failure monitor	in accordance with ISO 13207
Integrated short-circuit protection	Yes

Left, vertical, 2-pin AMP SUPERSEAL integrated **2BA 013 334-031**

Right, vertical, 2-pin AMP SUPERSEAL integrated **2BA 013 334-041**


Homologation: ECE / SAE

* Other fastening options upon request.

Shapeline

LED direction indicators

These LED products have the following features:

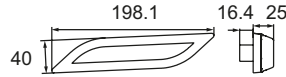


SHAPELINE SLIM DIRECTION INDICATOR

6 LEDs, Style Design	
Voltage range	9 – 16 V, 18 – 32 V
Rated voltage	12 / 24 V
Current flow	217 mA at 13.5 V / 105 mA at 28 V
Power consumption	2.93 W at 13.5 V / 2.93 W at 28 V
Dimensions (length/width/height)	198.1/40/25 mm
Operating temperature	-40 °C to +60 °C
Fixing system	Tape*
Assembly homology (Tolerance +/- angle [°])	0° (0°)
HELLA Specification	HN 67101 class 6.3 + 7.2
Polarity reversal protection	Yes
Failure monitor	in accordance with ISO 13207
Integrated short-circuit protection	Yes

Left, vertical, 2-pin AMP SUPERSEAL integrated	2BA 013 335-051
Right, vertical, 2-pin AMP SUPERSEAL integrated	2BA 013 335-061

Homologation: ECE / SAE >2,032



SHAPELINE SLIM DIRECTION INDICATOR

6 LEDs, Style Design	
Voltage range	9 – 16 V, 18 – 32 V
Rated voltage	12 / 24 V
Current flow	217 mA at 13.5 V / 105 mA at 28 V
Power consumption	2.93 W at 13.5 V / 2.93 W at 28 V
Dimensions (length/width/height)	198.1/40/25 mm
Operating temperature	-40 °C to +60 °C
Fixing system	Tape*
Assembly homology (Tolerance +/- angle [°])	2.5° (6°)
HELLA Specification	HN 67101 class 6.3 + 7.2
Polarity reversal protection	Yes
Failure monitor	in accordance with ISO 13207
Integrated short-circuit protection	Yes

Left, horizontal, 2-pin AMP SUPERSEAL integrated	2BA 013 335-031
Right, horizontal, 2-pin AMP SUPERSEAL integrated	2BA 013 335-041

Homologation: ECE / SAE >2,032

Left, horizontal, 2-pin AMP SUPERSEAL integrated Wiping R→L	2BA 013 335-011
Right, horizontal, 2-pin AMP SUPERSEAL integrated Wiping L→R	2BA 013 335-021

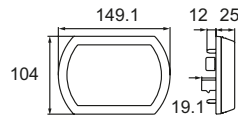

Homologation: ECE

* Other fastening options upon request.

Shapeline

LED direction indicators

These LED products have the following features:



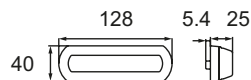
SHAPELINE DIRECTION INDICATOR, CLEAR

12 LEDs, Tech Design	
Voltage range	9 – 16 V, 18 – 32 V
Rated voltage	12 / 24 V
Current flow	408 mA at 13.5 V / 240 mA at 28 V
Power consumption	5.5 W at 13.5 V / 6.7 W at 28 V
Dimensions (length/width/height)	149.1/104/25 mm
Operating temperature	-40 °C to +60 °C
Fixing system	Screw*
Assembly homologation (Tolerance +/- angle [°])	0° (0°)
HELLA Specification	HN 67101 class 6.3 + 7.2
Polarity reversal protection	Yes
Failure monitor	in accordance with ISO 13207
Integrated short-circuit protection	Yes

2-pin AMP SUPERSEAL integrated

2BA 013 330-011

Homologation: ECE and SAE > 2,032



SHAPELINE DIRECTION INDICATOR

6 LEDs, Tech Design	
Voltage range	9 – 16 V, 18 – 32 V
Rated voltage	12 / 24 V
Current flow	217 mA at 13.5 V / 105 mA at 28 V
Power consumption	2.93 W at 13.5 V / 2.93 W at 28 V
Dimensions (length/width/height)	128/40/25 mm
Operating temperature	-40 °C to +60 °C
Fixing system	Tape*
Assembly homologation (Tolerance +/- angle [°])	0° (0°)
HELLA Specification	HN 67101 class 6.3 + 7.2
Polarity reversal protection	Yes
Failure monitor	in accordance with ISO 13207
Integrated short-circuit protection	Yes

Without wiping function, 2-pin AMP SUPERSEAL integrated

2BA 013 398-001

Homologation: ECE / SAE

With wiping function, 2-pin AMP SUPERSEAL integrated

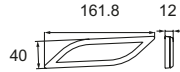
2BA 013 398-011

Homologation: ECE

* Other fastening options upon request.

Shapeline
Reflex reflectors

These products have the following features:

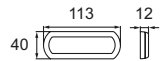


SHAPELINE REFLEX REFLECTOR

Style Design	
Dimensions (length/width/height)	161.8/40/12 mm
Operating temperature	-40 °C to +60 °C
Fixing system	Tape
Assembly homologation (Tolerance +/- angle [°])	6° (0°)
HELLA Specification	HN 67101 class 6.3 + 7.2

Left	8RA 013 347-011
Right	8RA 013 347-021

Homologation: ECE / SAE



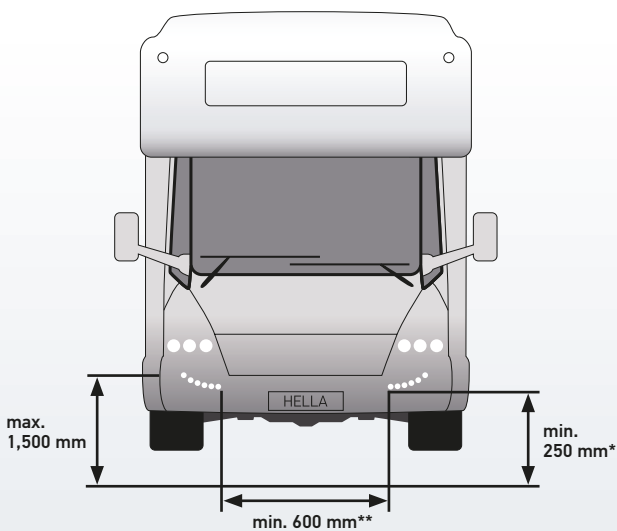
SHAPELINE REFLEX REFLECTOR

Tech Design	
Dimensions (length/width/height)	113/40/12 mm
Operating temperature	-40 °C to +60 °C
Fixing system	Tape
Assembly homologation (Tolerance +/- angle [°])	0° (0°)
HELLA Specification	HN 67101 class 6.3 + 7.2

8RA 013 403-011

Homologation: ECE / SAE

Daytime running lights
Legal regulations



- Daytime running lights provide a decisive safety advantage on the roads and help prevent approx. 58% of accidents which result in serious injuries.
- It is much easier to see than normal low beam.
- A vehicle's own visibility is significantly increased.
- The vehicle can be seen earlier on, which provides a few more seconds of vital reaction time.
- Fuel consumption significantly reduced compared to driving with low beam.

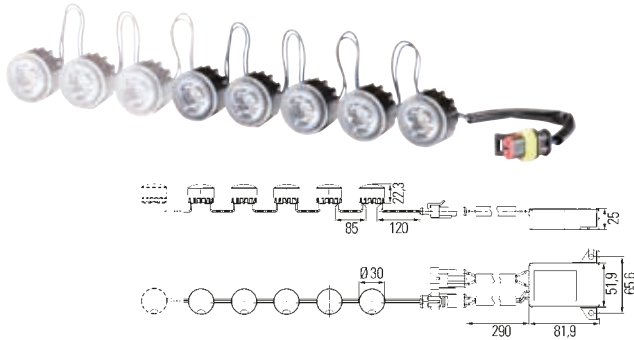
Required by law:

The law has recognised the advantages of daytime running lights: From 2012 onwards, daytime running lights are obligatory for all new commercial vehicles licensed to use the roads in EU countries. Various installation options are allowed. However, distances and reflected beam angles are specified.

- * When used as a position light, the minimum permitted installation height is 350 mm and the lights must not be more than 400 mm from the outer edge of the vehicle.
- ** For vehicles with a width of < 1,300 mm, the spacing distance must be at least 400 mm.
- When using a daytime running light as a position light, the standard position light must be permanently decommissioned in accordance with ECE R48.
- For more information on legal stipulations and attachment regulations, please refer to the Internet or a qualified garage.
- See the relevant assembly instructions for more detailed information.

min. = minimum distance
max. = maximum distance

Daytime running lights Sets



This LED product has the following features:

Power Supply 9-32V	IP 5K0K	Active Electronic	Over-Voltage Protection	Approval EMC	Approval ECE	Approval SAE
-----------------------	---------	-------------------	-------------------------	-----------------	-----------------	-----------------

LED DAYTIME RUNNING LIGHT SET LEDayFlex

Set consisting of two pre-wired module sets with 5–8 round LED modules as well as two electronics boxes for controlling the daytime running lights, available with or without position light. The system is connected to the vehicle electrical system via a 3-pin AMP SUPERSEAL connector, multi-voltage 12/24 V.

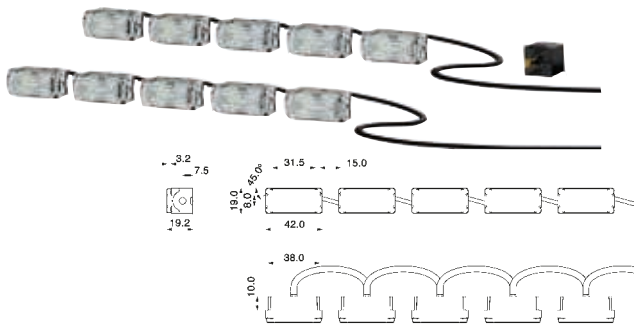
5 daytime running light LED modules	2PT 010 458-701
5 daytime running light LED modules with position light	2PT 010 458-711
6 daytime running light LED modules	2PT 010 458-721
6 daytime running light LED modules with position light	2PT 010 458-731
7 daytime running light LED modules	2PT 010 458-741
7 daytime running light LED modules with position light	2PT 010 458-751
8 daytime running light LED modules	2PT 010 458-761
8 daytime running light LED modules with position light	2PT 010 458-771

Type approval: ECE 5852 and SAE

Accessories

12 / 24 V, control unit for daytime running light with position light	5DS 010 668-701
12 / 24 V, control unit for position light	5DS 010 668-711
Harness (not included)	8KA 165 959-001

Type approval: ECE 1152 – R10



This LED product has the following features:

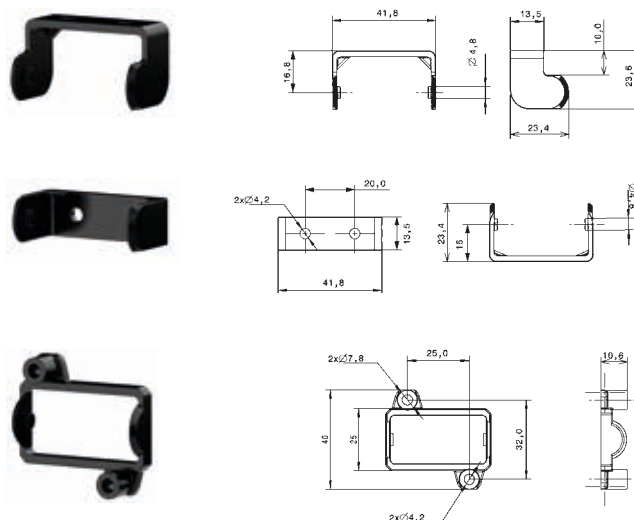
Power Supply 12V	IP 5K0K	Passive Electronic	Temp.-Management Passive	Approval ECE
---------------------	---------	--------------------	-----------------------------	-----------------

LED DAYTIME RUNNING LIGHT SET LEDayFlex II

LEDayFlex II has expanded the system of flexibly connected module chains since 2012. The two square LED daytime running light chains with five or six pre-wire light modules make new designs possible.

12 V, 5 LED light module	2PT 980 789-851
12 V, 6 LED light module	2PT 980 789-861

Type approval: ECE 5864



Bracket for screw attachment, above Included

For 5-piece module set (10 units)	8HG 980 797-801
For 6-piece module set (12 units)	8HG 980 797-811

Bracket for screw attachment, rear Optional accessories


For 5-piece module set (10 units)	8HG 980 793-801
For 6-piece module set (12 units)	8HG 980 793-811

Bracket for screw attachment, front Optional accessories


For 5-piece module set (10 units)	8HG 980 795-008
For 6-piece module set (12 units)	8HG 980 795-007

Daytime running lights
Sets

This LED product has the following features:



LED DAYTIME RUNNING LIGHT, RECTANGULAR

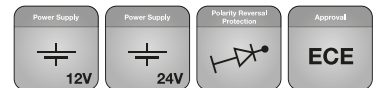


LED daytime running light set with silver-grey aluminium housing and integrated relays for upright and pendant mounting in or on the front apron.
Set contents: two lights, each with 3 LEDs, professional harness with AMP SUPERSEAL connector.


Daytime running light, set 2PT 009 496-801

Type approval: ECE Ⓢ 2344 and SAE

This LED product has the following features:



LED DAYTIME RUNNING LIGHT SET LEDayLine "STRIP LAMP"



Light for "mounting" with 10 high-power LEDs, lens made from highly impact-resistant Grilamid®, horizontal mounting, two fastening screws, one on each end of the light, cover caps for concealing the fixing points, with 2.5 m sheathed connecting cable, power consumption 3 W, polarity reversal protection and ECE-tested.

12 V, daytime running lights, set 2PT 980 880-811

24 V, daytime running lights, set 2PT 980 880-861

Type approval: ECE

This LED product has the following features:



LED DAYTIME RUNNING LIGHTS SET LEDayLine WITH POSITION LIGHT



2 lights with five LEDs per light and integrated relay for fully automatic switch-on, incl. professional harness and fixing material, multi-voltage 9 – 32 V, 12 V max. 5.5 W.

Set for surface-mounting, 12 V 2PT 010 043-801

12 V, left 2PT 010 043-011

12 V, right 2PT 010 043-021

Type approval: ECE Ⓢ 2578

Vehicle-specific finisher, black
(only daytime running light)

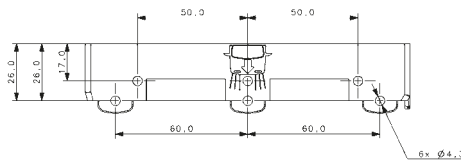
Fits Fiat Ducato, Citroën Jumper, Peugeot Boxer, from 2006–2011.
Includes connector cable set, assembly material and assembly instructions.

2PT 010 043-811

Type approval: ECE Ⓢ 2578

Daytime running lights Sets

This LED product has the following features:



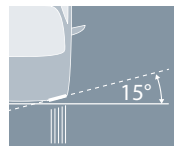
LEDayLine Zero

For horizontal installation, 8 high-power LEDs per daytime running light, suitable for vehicles without sweep angle, power consumption 2 W, IP 6K7 / IP 6K9K, high vibration resistance and polarity reversal protection.

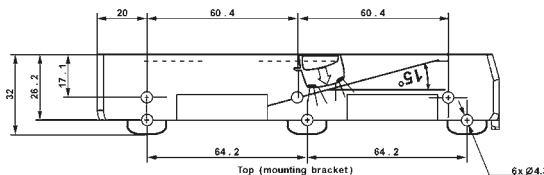
12 V, daytime running light, set	2PT 980 970-821
24 V, daytime running light, set	2PT 980 970-871

Type approval: ECE 5875

This LED product has the following features:



Top-down view



LEDayLine 15 WITH POSITION LIGHT

Suitable for vehicles with a 15° sweep angle at the installation location, for horizontal installation, 8 LEDs per daytime running light, power consumption 2 W.

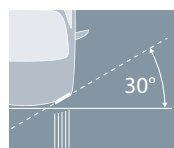
12 V, light module daytime running light/position light	2PT 980 860-001
24 V, light module daytime running light/position light	2PT 980 860-501
Brackets (set right/left)	8HG 980 864-101

Type approval: ECE 5863 and SAE

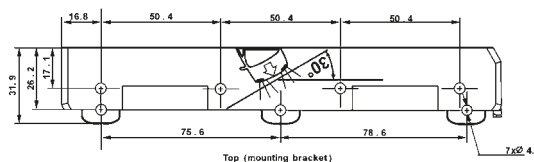
Control units*

12 V, with connecting cables	8KA 959 186-801
24 V, with connecting cables	8KA 959 186-811

This LED product has the following features:



Top-down view



LEDayLine 30 WITH POSITION LIGHT

Suitable for vehicles with a 30° sweep angle at the installation location, for horizontal installation, 8 LEDs per daytime running light, power consumption 2 W.

12 V, light module daytime running light/position light	2PT 980 850-001
24 V, light module daytime running light/position light	2PT 980 850-501
Brackets (set right/left)	8HG 980 854-101

Type approval: ECE 5862 and SAE

Control units*

12 V, with connecting cables	8KA 959 186-801
24 V, with connecting cables	8KA 959 186-811

*Lights cannot be switched on separately (L/ R) on the vehicle.

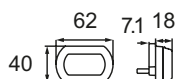


SIDE LIGHTING

- Shapeline: side lighting
- Auxiliary indicators
- Side marker lights

Shapeline

LED direction indicators



These LED products have the following features:



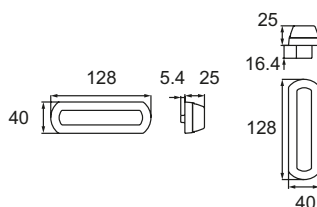
SHAPELINE DIRECTION INDICATOR, CAT. 5

2 LEDs, Tech Design	
Voltage range	9 – 16 V, 18 – 32 V
Rated voltage	12 / 24 V
Current flow	50 mA at 13.5 V / 50 mA at 28 V
Power consumption	0.7 W at 13.5 V / 1.4 W at 28 V
Dimensions (length/width/height)	62 / 40 / 18 mm
Operating temperature	-40 °C to +60 °C
Fixing system	Tape*
Assembly homologation (Tolerance +/- angle [°])	0° (0°)
HELLA Specification	HN 67101 class 6.3 + 7.2
Polarity reversal protection	Yes
Current detection	1 LED off = all off
Integrated short-circuit protection	Yes

Open ends, 500 mm

2BM 013 336-001

Homologation: ECE



SHAPELINE DIRECTION INDICATOR, CAT. 6

2 LEDs, Tech Design	
Voltage range	9 – 16 V, 18 – 32 V
Rated voltage	12 / 24 V
Current flow	232 mA at 13.5 V / 116 mA at 28 V
Power consumption	3.3 W at 13.5 V / 3.3 W at 28 V
Dimensions (length/width/height)	128 / 40 / 25 mm
Operating temperature	-40 °C to +60 °C
Fixing system	Tape*
Assembly homologation (Tolerance +/- angle [°])	0° (0°)
HELLA Specification	HN 67101 class 6.3 + 7.2
Polarity reversal protection	Yes
Current detection	1 LED off = all off
Integrated short-circuit protection	Yes

Horizontal, open ends, 500 mm

2BM 013 337-011

Horizontal, 2-pin AMP integrated

2BM 013 337-001

Vertical, left, open ends, 500 mm

2BM 013 337-031

Vertical, right, open ends, 500 mm

2BM 013 337-041

Vertical, left, 2-pin AMP integrated

2BM 013 337-051

Vertical, right, 2-pin AMP integrated

2BM 013 337-061

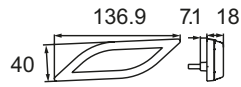

Homologation: ECE

* Other fastening options upon request.

Shapeline

LED direction indicators

These LED products have the following features:




SHAPELINE DIRECTION INDICATOR, CAT. 5

2 LEDs, Style Design	
Voltage range	9 – 16 V, 18 – 32 V
Rated voltage	12 / 24 V
Current flow	50 mA at 13.5 V / 50 mA at 28 V
Power consumption	0.7 W at 13.5 V / 1.4 W at 28 V
Dimensions (length/width/height)	136.9 / 40 / 18 mm
Operating temperature	-40 °C to +60 °C
Fixing system	Tape*
Assembly homologation (Tolerance +/- angle [°])	0°
HELLA Specification	HN 67101 class 6.3 + 7.2
Polarity reversal protection	Yes
Current detection	1 LED off = all off
Integrated short-circuit protection	Yes

Left, open ends, 500 mm	2BM 013 338-011
Right, open ends, 500 mm	2BM 013 338-021

Homologation: ECE



SHAPELINE DIRECTION INDICATOR, CAT. 6

2 LEDs, Style Design	
Voltage range	9 – 16 V, 18 – 32 V
Rated voltage	12 / 24 V
Current flow	232 mA at 13.5 V / 116 mA at 28 V
Power consumption	3.3 W at 13.5 V / 3.3 W at 28 V
Dimensions (length/width/height)	199.8 / 40 / 25 mm
Operating temperature	-40 °C to +60 °C
Fixing system	Tape*
Assembly homologation (Tolerance +/- angle [°])	0°
HELLA Specification	HN 67101 class 6.3 + 7.2
Polarity reversal protection	Yes
Current detection	1 LED off = all off
Integrated short-circuit protection	Yes

Left, open ends, 500 mm	2BM 013 339-011
Left, 2-pin AMP integrated	2BM 013 339-031
Right, open ends, 500 mm	2BM 013 339-021
Right, 2-pin AMP integrated	2BM 013 339-041

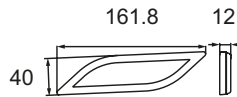
Homologation: ECE

* Other fastening options upon request.

Shapeline

Reflex reflectors

These products have the following features:

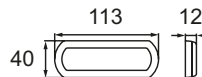


SHAPELINE REFLEX REFLECTOR

Style Design	
Dimensions (length/width/height)	163.5/40/12 mm
Fixing system	Tape
HELLA Specification	HN 67101 class 6.3 + 7.2

Left	8RA 013 347-031
Right	8RA 013 347-041

Homologation: ECE / SAE



SHAPELINE REFLEX REFLECTOR

Tech Design	
Dimensions (length/width/height)	113/40/12 mm
Fixing system	Tape
HELLA Specification	HN 67101 class 6.3 + 7.2

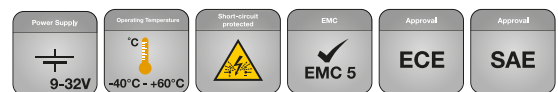
8RA 013 403-021

Homologation: ECE / SAE

Shapeline

Clearance light

This LED product has the following features:



SHAPELINE CLEARANCE LIGHT, SIDE MOUNTING, LIGHT EMISSION TO THE FRONT AND REAR

Tech Design	
Voltage range	9 – 16 V, 18 – 32 V
Rated voltage	12 / 24 V
Dimensions (length/width/height)	91/40.5/21 mm
Operating temperature	-40 °C to +60 °C
Fixing system	Tape*
Assembly homologation (Tolerance +/- angle [°])	0° (0°)
HELLA Specification	HN 67101 class 6.3 + 7.2
Polarity reversal protection	Yes
Integrated short-circuit protection	Yes

Open ends, 500 mm **2XS 013 327-011**

Integrated 2-pin AMP **2XS 013 327-001**

Homologation: ECE

Open ends, 500 mm **2XS 013 327-111**

Integrated 2-pin AMP **2XS 013 327-101**

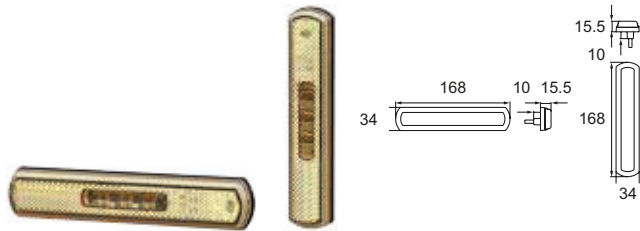
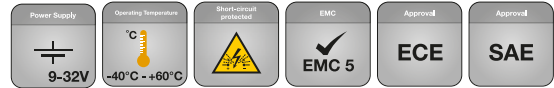
Homologation: SAE

* Other fastening options upon request.

Shapeline

LED side marker lights

These LED products have the following features:

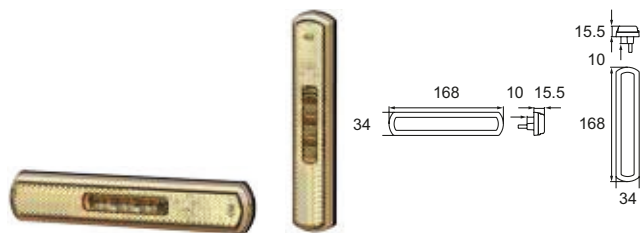


SHAPELINE SIDE MARKER LIGHT WITH REFLEX REFLECTOR

3 LEDs, Tech Design	
Voltage range	9 – 16 V, 18 – 32 V
Rated voltage	12 / 24 V
Current flow	41 mA at 13.5 V / 47 mA at 28 V
Power consumption	0.55 W at 13.5 V / 1.3 W at 28 V
Dimensions (length/width/height)	168 / 34 / 15.5 mm
Operating temperature	-40 °C to +60 °C
Fixing system	Tape*
Assembly homologation (Tolerance +/- angle [°])	0°
HELLA Specification	HN 67101 class 6.3 + 7.2
Polarity reversal protection	Yes
Current detection	1 LED off = all off
Integrated short-circuit protection	Yes

Horizontal, EasyConn, angled, 1,000 mm	2PS 013 300-011
Horizontal, AMP SUPERSEAL, 450 mm	2PS 013 300-021
Horizontal, EasyConn, straight, 1,300 mm	2PS 013 300-031
Horizontal, Quick-Link, 1,300 mm	2PS 013 300-041
Horizontal, 6.3 mm receptacles, 2,100 mm	2PS 013 300-051
Horizontal, open ends, 500 mm	2PS 013 300-001
Horizontal, open ends, 1,500 mm	2PS 013 300-061
Horizontal, Amphenol, 500 mm	2PS 013 300-071
Vertical, EasyConn, angled, 1,000 mm	2PS 013 301-011
Vertical, AMP SUPERSEAL, 450 mm	2PS 013 301-021
Vertical, EasyConn, straight, 1,300 mm	2PS 013 301-031
Vertical, Quick-Link, 1,300 mm	2PS 013 301-041
Vertical, 6.3 mm receptacles, 2,100 mm	2PS 013 301-051
Vertical, open ends, 500 mm	2PS 013 301-001
Vertical, open ends, 1,500 mm	2PS 013 301-061
Vertical, Amphenol, 500 mm	2PS 013 301-071

Homologation: ECE SM1 / SAE



SHAPELINE SIDE MARKER LIGHT WITH REFLEX REFLECTOR

1 LED, Tech Design	
Voltage range	9 – 16 V
Rated voltage	12 V
Current flow	38 mA at 13.5 V
Power consumption	0.5 W at 13.5 V
Dimensions (length/width/height)	168 / 34 / 15.5 mm
Operating temperature	-40 °C to +60 °C
Fixing system	Tape*
Assembly homologation (Tolerance +/- angle [°])	0°
HELLA Specification	HN 67101 class 6.3 + 7.2
Polarity reversal protection	Yes
Current detection	1 LED off = all off
Integrated short-circuit protection	Yes

Horizontal, AMP SUPERSEAL, 250 mm, not overmolded	2PS 013 302-011
Horizontal, 6.3 mm receptacles, 250 mm	2PS 013 302-021
Horizontal, open ends, 250 mm	2PS 013 302-001
Vertical, AMP SUPERSEAL, 250 mm, not overmolded	2PS 013 302-111
Vertical, 6.3 mm receptacles, 250 mm	2PS 013 302-121
Vertical, open ends, 250 mm	2PS 013 302-101

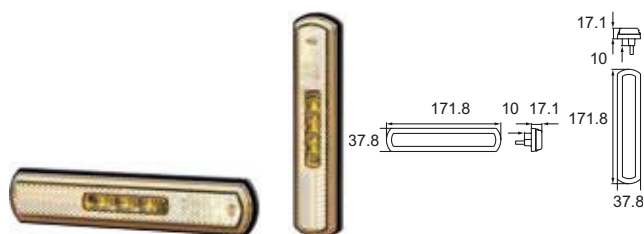
Homologation: ECE SM2

* Other fastening options upon request.

Shapeline

LED side marker lights

These LED products have the following features:



SHAPELINE SIDE MARKER LIGHT WITH A REFLEX REFLECTOR AND RUBBER HOUSING

3 LEDs, Tech Design	
Voltage range	9 – 16 V, 18 – 32 V
Rated voltage	12 / 24 V
Current flow	41 mA at 13.5 V / 47 mA at 28 V
Power consumption	0.55 W at 13.5 V / 1.3 W at 28 V
Dimensions (length/width/height)	171.8 / 37.8 / 17.1 mm
Operating temperature	-40 °C to +60 °C
Fixing system	Tape*
Assembly homologation (Tolerance +/- angle [°])	0° (0°)
HELLA Specification	HN 67101 class 6.3 + 7.2
Polarity reversal protection	Yes
Current detection	1 LED off = all off
Integrated short-circuit protection	Yes

Horizontal, EasyConn, angled, 1,000 mm	2PS 013 300-251
Horizontal, AMP SUPERSEAL, 450 mm	2PS 013 300-261
Horizontal, EasyConn, straight, 1,300 mm	2PS 013 300-271
Horizontal, Quick-Link, 1,300 mm	2PS 013 300-281
Horizontal, 6.3 mm receptacles, 2,100 mm	2PS 013 300-291
Horizontal, open ends, 500 mm	2PS 013 300-241
Horizontal, open ends, 1,500 mm	2PS 013 300-301
Horizontal, Amphenol, 500 mm	2PS 013 300-311
Vertical, EasyConn, angled, 1,000 mm	2PS 013 301-251
Vertical, AMP SUPERSEAL, 450 mm	2PS 013 301-261
Vertical, EasyConn, straight, 1,300 mm	2PS 013 301-271
Vertical, Quick-Link, 1,300 mm	2PS 013 301-281
Vertical, 6.3 mm receptacles, 2,100 mm	2PS 013 301-291
Vertical, open ends, 500 mm	2PS 013 301-241
Vertical, open ends, 1,500 mm	2PS 013 301-301
Vertical, Amphenol, 500 mm	2PS 013 301-311

Homologation: ECE SM1 / SAE



SHAPELINE SIDE MARKER LIGHT

3 LEDs, Style Design	
Voltage range	9 – 16 V, 18 – 32 V
Rated voltage	12 / 24 V
Current flow	41 mA at 13.5 V / 47 mA at 28 V
Power consumption	0.55 W at 13.5 V / 1.3 W at 28 V
Dimensions (length/width/height)	205 / 34 / 15.5 mm
Operating temperature	-40 °C to +60 °C
Fixing system	Tape*
Assembly homologation (Tolerance +/- angle [°])	0° (0°)
HELLA Specification	HN 67101 class 6.3 + 7.2
Polarity reversal protection	Yes
Current detection	1 LED off = all off
Integrated short-circuit protection	Yes

Left, AMP SUPERSEAL, 250 mm, overmolded	2PS 013 305-011
Left, 6.3 mm receptacles, 250 mm	2PS 013 305-031
Left, open ends, 250 mm	2PS 013 305-051
Left, Amphenol, 500 mm	2PS 013 305-071
Right, AMP SUPERSEAL, 250 mm, overmolded	2PS 013 305-021
Right, 6.3 mm receptacles, 250 mm	2PS 013 305-041
Right, open ends, 250 mm	2PS 013 305-061
Right, Amphenol, 500 mm	2PS 013 305-081

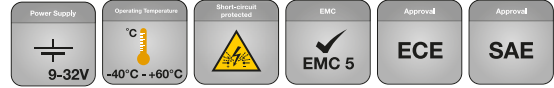
Homologation: ECE SM1 / SAE

* Other fastening options upon request.

Shapeline

LED side marker lights

These LED products have the following features:




SHAPELINE SIDE MARKER LIGHT WITH RUBBER HOUSING

3 LEDs, Style Design	
Voltage range	9 – 16 V, 18 – 32 V
Rated voltage	12 / 24 V
Current flow	41 mA at 13.5 V / 47 mA at 28 V
Power consumption	0.55 W at 13.5 V / 1.3 W at 28 V
Dimensions (length/width/height)	205/34/15.5 mm
Operating temperature	-40 °C to +60 °C
Fixing system	Tape*
Assembly homologation (Tolerance +/- angle [°])	0° (0°)
HELLA Specification	HN 67101 class 6.3 + 7.2
Polarity reversal protection	Yes
Current detection	1 LED off = all off
Integrated short-circuit protection	Yes

Left, AMP SUPERSEAL, 250 mm, overmolded	2PS 013 305-251
Left, 6.3 mm receptacles, 250 mm	2PS 013 305-271
Left, open ends, 250 mm	2PS 013 305-291
Left, Amphenol, 500 mm	2PS 013 305-311
Right, AMP SUPERSEAL, 250 mm, overmolded	2PS 013 305-261
Right, 6.3 mm receptacles, 250 mm	2PS 013 305-281
Right, open ends, 250 mm	2PS 013 305-301
Right, Amphenol, 500 mm	2PS 013 305-321

Homologation: ECE SM1 / SAE



SHAPELINE SIDE MARKER LIGHT

1 LED, Style Design	
Voltage range	9 – 16 V
Rated voltage	12 V
Current flow	38 mA at 13.5 V
Power consumption	0.5 W at 13.5 V
Dimensions (length/width/height)	205/34/15.5 mm
Operating temperature	-40 °C to +60 °C
Fixing system	Tape*
Assembly homologation (Tolerance +/- angle [°])	0° (0°)
HELLA Specification	HN 67101 class 6.3 + 7.2
Polarity reversal protection	Yes
Current detection	1 LED off = all off
Integrated short-circuit protection	Yes

Left, AMP SUPERSEAL, 250 mm, not overmolded	2PS 013 306-011
Left, 6.3 mm receptacles, 250 mm	2PS 013 306-031
Left, open ends, 250 mm	2PS 013 306-051
Right, AMP SUPERSEAL, 250 mm, not overmolded	2PS 013 306-021
Right, 6.3 mm receptacles, 250 mm	2PS 013 306-041
Right, open ends, 250 mm	2PS 013 306-061

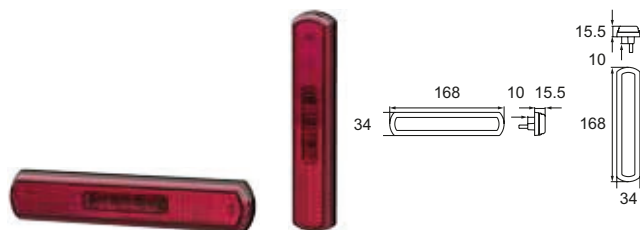
Homologation: ECE SM2 / SAE

* Other fastening options upon request.

Shapeline

LED side marker lights

These LED products have the following features:



SHAPELINE SIDE MARKER LIGHT WITH REFLEX REFLECTOR

3 LEDs, Tech Design	
Voltage range	9 – 16 V, 18 – 32 V
Rated voltage	12 / 24 V
Current flow	41 mA at 13.5 V / 47 mA at 28 V
Power consumption	0.55 W at 13.5 V / 1.3 W at 28 V
Dimensions (length/width/height)	168 / 34 / 15.5 mm
Operating temperature	-40 °C to +60 °C
Fixing system	Tape*
Assembly homologation (Tolerance +/- angle [°])	0° (0°)
HELLA Specification	HN 67101 class 6.3 + 7.2
Polarity reversal protection	Yes
Current detection	1 LED off = all off
Failure protection	ISO 13207
Integrated short-circuit protection	Yes

Horizontal, EasyConn, angled, 1,000 mm	2PS 013 303-011
Horizontal, AMP SUPERSEAL, 450 mm	2PS 013 303-021
Horizontal, EasyConn, straight, 1,300 mm	2PS 013 303-031
Horizontal, Quick-Link, 1,300 mm	2PS 013 303-041
Horizontal, 6.3 mm receptacles, 2,100 mm	2PS 013 303-051
Horizontal, open ends, 500 mm	2PS 013 303-001
Horizontal, open ends, 1,500 mm	2PS 013 303-061
Horizontal, Amphenol, 500 mm	2PS 013 303-071
Vertical, EasyConn, angled, 1,000 mm	2PS 013 304-011
Vertical, AMP SUPERSEAL, 450 mm	2PS 013 304-021
Vertical, EasyConn, straight, 1,300 mm	2PS 013 304-031
Vertical, Quick-Link, 1,300 mm	2PS 013 304-041
Vertical, 6.3 mm receptacles, 2,100 mm	2PS 013 304-051
Vertical, open ends, 500 mm	2PS 013 304-001
Vertical, open ends, 1,500 mm	2PS 013 304-061
Vertical, Amphenol, 500 mm	2PS 013 304-071

Homologation: SAE



SHAPELINE SIDE MARKER LIGHT

3 LEDs, Style Design	
Voltage range	9 – 16 V, 18 – 32 V
Rated voltage	12 / 24 V
Current flow	41 mA at 13.5 V / 47 mA at 28 V
Power consumption	0.55 W at 13.5 V / 1.3 W at 28 V
Dimensions (length/width/height)	205 / 34 / 15.5 mm
Operating temperature	-40 °C to +60 °C
Fixing system	Tape*
Assembly homologation (Tolerance +/- angle [°])	0° (0°)
HELLA Specification	HN 67101 class 6.3 + 7.2
Polarity reversal protection	Yes
Current detection	1 LED off = all off
Integrated short-circuit protection	Yes

Left, AMP SUPERSEAL, 250 mm, overmolded	2PS 013 307-011
Left, 6.3 mm receptacles, 250 mm	2PS 013 307-031
Left, open ends, 250 mm	2PS 013 307-051
Left, Amphenol, 500 mm	2PS 013 307-071
Right, AMP SUPERSEAL, 250 mm, overmolded	2PS 013 307-021
Right, 6.3 mm receptacles, 250 mm	2PS 013 307-041
Right, open ends, 250 mm	2PS 013 307-061
Right, Amphenol, 500 mm	2PS 013 307-081

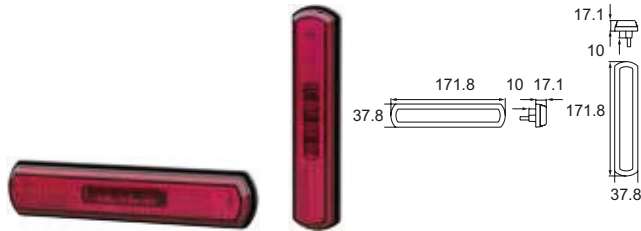
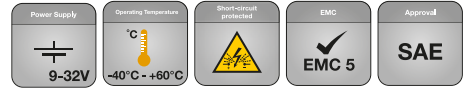
Homologation: SAE

* Other fastening options upon request.

Shapeline

LED side marker lights

These LED products have the following features:



SHAPELINE SIDE MARKER LIGHT WITH A REFLEX REFLECTOR AND RUBBER HOUSING

3 LEDs, Tech Design	
Voltage range	9–16 V, 18–32 V
Rated voltage	12 / 24 V
Current flow	41 mA at 13.5 V / 47 mA at 28 V
Power consumption	0.55 W at 13.5 V / 1.3 W at 28 V
Dimensions (length/width/height)	171.8/37.8/17.1 mm
Operating temperature	-40 °C to +60 °C
Fixing system	Tape*
Assembly homologation (Tolerance +/- angle [°])	0°
HELLA Specification	HN 67101 class 6.3 + 7.2
Polarity reversal protection	Yes
Current detection	1 LED off = all off
Failure protection	ISO 13207
Integrated short-circuit protection	Yes

horizontal, EasyConn, angled, 1,000 mm	2PS 013 303-251
horizontal, AMP SUPERSEAL, 450 mm	2PS 013 303-261
horizontal, EasyConn, straight, 1,300 mm	2PS 013 303-271
horizontal, Quick-Link, 1,300 mm	2PS 013 303-281
horizontal, 6.3 mm receptacles, 2,100 mm	2PS 013 303-291
horizontal, open ends, 500 mm	2PS 013 303-241
horizontal, open ends, 1,500 mm	2PS 013 303-301
horizontal, Amphenol, 500 mm	2PS 013 303-311
vertical, EasyConn, angled, 1,000 mm	2PS 013 304-251
vertical, AMP SUPERSEAL, 450 mm	2PS 013 304-261
vertical, EasyConn, straight, 1,300 mm	2PS 013 304-271
vertical, Quick-Link, 1,300 mm	2PS 013 304-281
vertical, 6.3 mm receptacles, 2,100 mm	2PS 013 304-291
vertical, open ends, 500 mm	2PS 013 304-241
vertical, open ends, 1,500 mm	2PS 013 304-301
vertical, Amphenol, 500 mm	2PS 013 304-311

Homologation: SAE



SHAPELINE SIDE MARKER LIGHT WITH RUBBER HOUSING

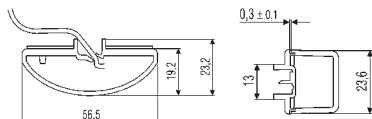
3 LEDs, Style Design	
Voltage range	9–16 V, 18–32 V
Rated voltage	12 / 24 V
Current flow	41 mA at 13.5 V / 47 mA at 28 V
Power consumption	0.55 W at 13.5 V / 1.3 W at 28 V
Dimensions (length/width/height)	205/34/15.5 mm
Operating temperature	-40 °C to +60 °C
Fixing system	Tape*
Assembly homologation (Tolerance +/- angle [°])	0°
HELLA Specification	HN 67101 class 6.3 + 7.2
Polarity reversal protection	Yes
Current detection	1 LED off = all off
Integrated short-circuit protection	Yes

Left, AMP SUPERSEAL, 250 mm, overmolded	2PS 013 307-251
Left, 6.3 mm receptacles, 250 mm	2PS 013 307-271
Left, open ends, 250 mm	2PS 013 307-291
Left, Amphenol, 500 mm	2PS 013 307-311
Right, AMP SUPERSEAL, 250 mm, overmolded	2PS 013 307-261
Right, 6.3 mm receptacles, 250 mm	2PS 013 307-281
Right, open ends, 250 mm	2PS 013 307-301
Right, Amphenol, 500 mm	2PS 013 307-321

Homologation: SAE

Auxiliary indicators

This LED product has the following features:



LED AUXILIARY INDICATOR, CAT. 5

For horizontal installation, simple gluing into prepared mirror, can also be used as a universal auxiliary indicator, with ECE and SAE type approval.

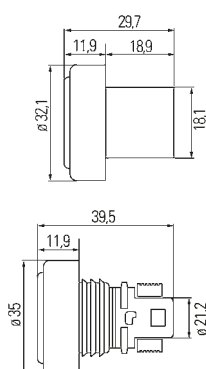
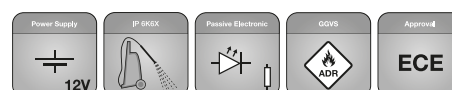
12 V / 0.7 W, current consumption = approx. 0.06 A

2BM 008 771-001

Type approval: ECE 011423 and SAE

SAE type approval for vehicles: < 12 m total length

This LED product has the following features:



LED AUXILIARY INDICATOR, CAT. 5

12 V, power consumption 0.7 W, operating temperature -40 °C to +60 °C, screwed on, 2-pin EasyConn, AMP SUPERSEAL, rubber housing, 6.3 mm receptacles and plastic housing.

Screwed on, 2-pin EasyConn with rubber housing **2BM 340 825-201/7**

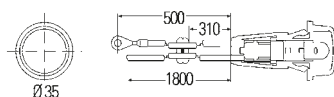
AMP SUPERSEAL (AMP 282080-1) with rubber housing **2BM 340 825-211/7**

6.3 mm receptacles with plastic housing **2BM 340 825-301/7**

AMP SUPERSEAL (AMP 282080-1) with plastic housing **2BM 340 825-311/7**

AMP SUPERSEAL (AMP 282080-1) with plastic housing, clear lens **2BM 340 825-321/7**

Type approval: ECE 01 0066

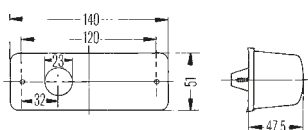


AUXILIARY INDICATOR, CAT. 5

For installation on the side, category 5 for 12 V, with bulb, small, space-saving.

Left and right **2BM 003 563-111**

Type approval: ECE 42621



AUXILIARY INDICATOR, CAT 5. AND 6

For mounting on the side, for 12 V and 24 V/21 W, with bulb, suitable for GGVS / ADR.

Left **2BM 006 692-017**

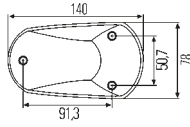
Right **2BM 006 692-027**

Type approval: ECE 0152621

Information

For vehicles < 6 m in length and/ or < 3.5 t in weight, CAT. 5 auxiliary indicators are stipulated.
For vehicles > 6 m in length and/ or > 3.5 t in weight, CAT. 6 auxiliary indicators are stipulated.

Auxiliary indicators



AUXILIARY INDICATOR, CAT. 6

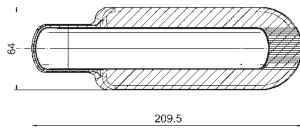
For mounting on the side, for 24 V/21 W, without bulb, extremely flat design, with ECE and SAE type approval.

Amber Lens	2BM 008 355-001
Type approval: ECE (E) 1059	
Crystal-clear lens	2BM 008 355-017
Type approval: ECE (E) 1848	

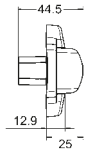
This LED product has the following features:



Direction of travel



Frame version



LED AUXILIARY INDICATOR, CAT. 6 WITH FRAME

With ECE and SAE type approval
 12 V/3.5 W, current consumption = approx. 0.29 A
 24 V/3.5 W, current consumption = approx. 0.15 A

12 V, direct AMP SUPERSEAL screw connection with black frame	2BM 011 788-011
12 V, direct screw connection, 500 mm cable, with open cable end and black frame	2BM 011 788-031
24 V, direct AMP SUPERSEAL screw connection with black frame	2BM 011 788-001
24 V, direct screw connection, 500 mm cable, with open cable end and black frame	2BM 011 788-021
Type approval: ECE (E) 7506 and SAE	


Spare parts/accessories

Black frame	9AB 194 559-001
AMP SUPERSEAL mating connector (AMP no. 282080-1)	8JA 746 184-022

This LED product has the following features:



Direction of travel



LED AUXILIARY INDICATOR, CAT. 6 SELF-ADHESIVE

With ECE and SAE type approval
 12 V/3.5 W, current consumption = approx. 0.29 A
 24 V/3.5 W, current consumption = approx. 0.15 A

12 V, self-adhesive, AMP SUPERSEAL	2BM 011 788-051
12 V, self-adhesive, 500 mm cable, with open cable end	2BM 011 788-071
24 V, self-adhesive AMP SUPERSEAL	2BM 011 788-041
24 V, self-adhesive, 500 mm cable, with open cable end	2BM 011 788-061
Type approval: ECE (E) 7506 and SAE	

Spare parts/accessories

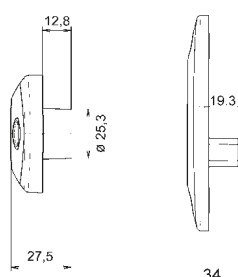
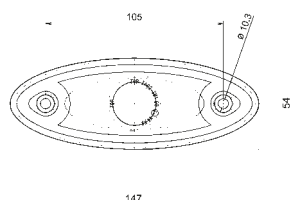
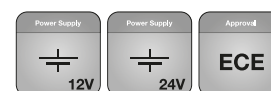
AMP SUPERSEAL mating connector (AMP no. 282080-1)	8JA 746 184-022
---	-----------------

Information

For vehicles < 6 m in length and/ or < 3.5 t in weight, CAT. 5 auxiliary indicators are stipulated.
 For vehicles > 6 m in length and/ or > 3.5 t in weight, CAT. 6 auxiliary indicators are stipulated.

Side marker lights

This LED product has the following features:



6.3 mm contact

AMP-SUPERSEAL

LED SIDE MARKER LIGHT

For 12 and 24 V, high degree of safety due to maximum illuminated area, 1 LED, modern night design.

With 6.3 mm contacts for horizontal and vertical mounting

12 V, white housing	2PS 344 690-007
12 V, grey housing	2PS 344 690-027
12 V, black housing	2PS 344 690-067
24 V, black housing	2PS 344 690-037

With AMP SUPERSEAL for horizontal and vertical mounting

12 V, white housing	2PS 344 690-607
12 V, black housing	2PS 344 690-617
24 V, orange housing	2PS 344 690-687
24 V, black housing	2PS 344 690-627

Accessories

Rubber seal	9GD 343 697-007
Grommet	9GT 343 367-002

Type approval: ECE 5853 and 03 0227

This LED product has the following features:

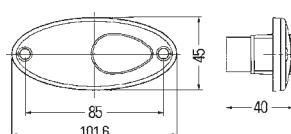
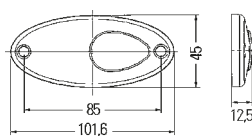


LED SIDE MARKER LIGHT

For horizontal mounting, with 2 LEDs, with reflex reflector, with seal and two cables 500 mm long, with ECE and SAE type approval.
12 V / 0.5 W, current consumption = approx. 0.04 A

With fastening screws	2PS 964 295-067
Self-adhesive, without seal, with caps for the screw holes	2PS 964 295-081

Type approval: ECE 0202 and SAE



SIDE MARKER LIGHT

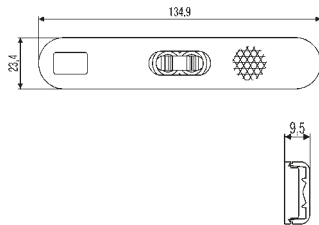
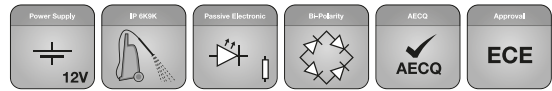
For horizontal installation, with reflex reflector, with seal, with 12 V bulb, with ECE and SAE type approval.

12 V/5 W, amber	2PS 964 295-001
Red SMLR in accordance with SAE	2XS 964 295 -031 -037

Type approval: ECE 9807 and 812

Side marker lights

This LED product has the following features:



LED SIDE MARKER LIGHT WITH REFLEX REFLECTOR

For horizontal mounting, with 250 mm cable, self-adhesive.

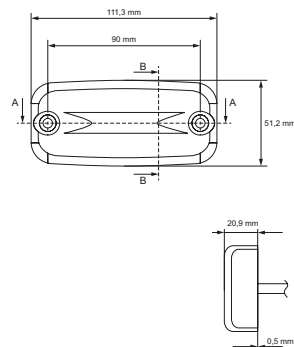
12 V, horizontal	2PS 009 226-007
24 V, horizontal	2PS 009 226-037
12 V, vertical	2PS 009 226-077
24 V, vertical	2PS 009 226-087

For horizontal mounting, with 6.3 mm contacts and mating connector grommet, self-adhesive

12 V, horizontal	2PS 009 226-067
------------------	-----------------

Type approval: ECE 10236

This LED product has the following features:



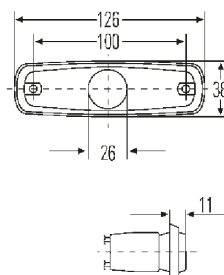
LED SIDE MARKER LIGHT

500 mm cable, stripped end
 12 V/0.6 W, current consumption = approx. 0.04 A
 24 V/1.2 W, current consumption = approx. 0.04 A

12 V	2PS 345 600-001
24 V	2PS 345 600-011

Type approval: ECE 5881

SIDE MARKER LIGHT



For horizontal or vertical installation, with reflex reflector, with 12 V bulb, with white base plate, with ECE and SAE type approval.

12 V/3 W	2PS 962 964-037
----------	-----------------

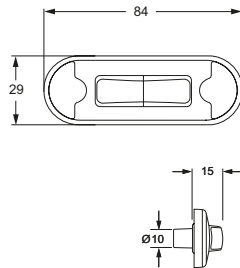
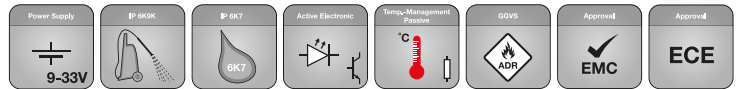
Type approval: ECE 10236

Accessories

Seal (order separately)	9GD 963 281-001
Grommet (order separately)	9GT 963 129-001

Side marker lights

This LED product has the following features:

**DuraLED SIDE MARKER LIGHT**

Mounting variant with 2 LEDs, slimline design with 9 mm profile, horizontal or vertical installation, IP 6K7, IP 6K9K, high vibration resistance, extremely low energy consumption, multi-voltage 9 – 33 V, hermetically sealed to protect against dirt and humidity.

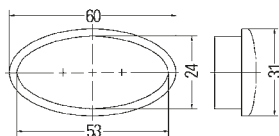
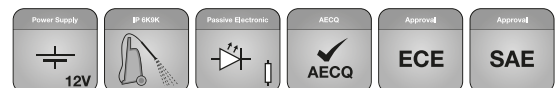
0.5 m cable, x1	2PS 980 868-201
0.5 m cable, x24	2PS 980 868-207
2.5 m cable, x1	2PS 980 868-211
2.5 m cable, x16	2PS 980 868-217

Type approval: ECE 0007 and EMC 10R-042899

Accessories and spare parts

Wheel cover, polished stainless steel (ECE engraving)	9AB 959 685-201
Contour seal	9GD 958 028-001
Flat, rectangular seal (x8)	9GD 980 867-507
Cap for screw top, black (x4)	9HD 980 858-008
Cap for screw top, white (x4)	9HD 980 858-018

This LED product has the following features:

**LED SIDE MARKER LIGHT SET**

For horizontal installation, for retrofitting to passenger cars < 6 m, 4 units each, with LED technology, with ECE and SAE type approval, 12 V/0.7 W, current consumption = approx. 0.06 A

Amber lenses, silver-grey finishers	2PS 008 138-801
Grey lenses, black finishers	2PS 008 138-811
Grey lenses, silver-grey finishers	2PS 008 138-821

Type approval: ECE 9110 and SAE



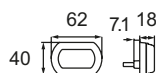
REAR LIGHTING

- Shapeline: rear lighting
- Customer-specific rear lighting
- Universal rear combination lights
- Auxiliary reversing lights
- Auxiliary stop lights
- Clearance lights
- Reflex reflectors
- Licence plate lights

Shapeline

LED position lights

These LED products have the following features:



SHAPELINE SMALL POSITION LIGHT

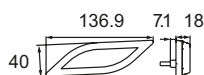
1 LED, Tech Design	
Voltage range	9 – 16 V, 18 – 32 V
Rated voltage	12 / 24 V
Current flow	48 mA at 13.5 V / 54 mA at 28 V
Power consumption	0.65 W at 13.5 V / 1.5 W at 28 V
Dimensions (length/width/height)	62 / 40 / 18 mm
Operating temperature	-40 °C to +60 °C
Fixing system	Tape*
Assembly homology (Tolerance +/- angle [°])	0° (0°)
HELLA Specification	HN 67101 class 6.3 + 7.2
Polarity reversal protection	Yes
Current detection	1 LED off = all off
Integrated short-circuit protection	Yes

6.3 mm receptacles, 2,100 mm **2SA 013 323-011**

Open ends, 250 mm **2SA 013 323-021**

Open ends, 5,000 mm **2SA 013 323-001**

Homologation: ECE / SAE



SHAPELINE SMALL POSITION LIGHT

1 LED, Style Design	
Voltage range	9 – 16 V, 18 – 32 V
Rated voltage	12 / 24 V
Current flow	48 mA at 13.5 V / 54 mA at 28 V
Power consumption	0.65 W at 13.5 V / 1.5 W at 28 V
Dimensions (length/width/height)	139.6 / 40 / 18 mm
Operating temperature	-40 °C to +60 °C
Fixing system	Tape*
Assembly homology (Tolerance +/- angle [°])	6° (0°)
HELLA Specification	HN 67101 class 6.3 + 7.2
Polarity reversal protection	Yes
Current detection	1 LED off = all off
Integrated short-circuit protection	Yes

Left, AMP SUPERSEAL, 250 mm **2SA 013 324-211**

Left, open ends, 250 mm **2SA 013 324-231**

Left, Amphenol, 250 mm **2SA 013 324-251**

Right, AMP SUPERSEAL, 250 mm **2SA 013 324-221**

Right, open ends, 250 mm **2SA 013 324-241**

Right, Amphenol, 250 mm **2SA 013 324-261**

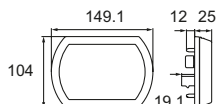
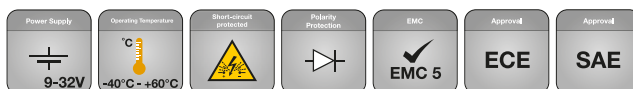
Homologation: ECE / SAE

* Other fastening options upon request.

Shapeline

LED tail/stop lights

These LED products have the following features:



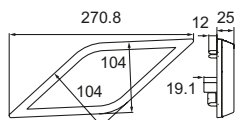
SHAPELINE TAIL/STOP LIGHT

24 / 12 LEDs, Tech Design	
Voltage range	9 – 16 V, 18 – 32 V
Rated voltage	12 / 24 V
Current flow	Stop: 260 mA at 13.5 V / 272 mA at 28 V Tail: 52 mA at 13.5 V / 54 mA at 28 V
Power consumption	Stop: 3.5 W at 13.5 V / 7.6 W at 28 V Tail: 0.7 W at 13.5 V / 1.5 W at 28 V
Dimensions (length/width/height)	149.1/104/25 mm
Operating temperature	-40 °C to +60 °C
Fixing system	Screw*
Assembly homologation (Tolerance +/- angle [°])	0° (0°)
HELLA Specification	HN 67101 class 6.3 + 7.2
Polarity reversal protection	Yes
Integrated short-circuit protection	Yes

3-pin AMP SUPERSEAL integrated

2SB 013 341-001

Homologation: ECE / SAE



SHAPELINE TAIL/STOP LIGHT

24 / 12 LEDs, Style Design	
Voltage range	9 – 16 V, 18 – 32 V
Rated voltage	12 / 24 V
Current flow	Stop: 260 mA at 13.5 V / 272 mA at 28 V Tail: 52 mA at 13.5 V / 54 mA at 28 V
Power consumption	Stop: 3.5 W at 13.5 V / 7.6 W at 28 V Tail: 0.7 W at 13.5 V / 1.5 W at 28 V
Dimensions (length/width/height)	270.8/104/25 mm
Operating temperature	-40 °C to +60 °C
Fixing system	Screw*
Assembly homologation (Tolerance +/- angle [°])	0° (0°)
HELLA Specification	HN 67101 class 6.3 + 7.2
Polarity reversal protection	Yes
Integrated short-circuit protection	Yes

Left, horizontal, 3-pin AMP SUPERSEAL integrated

2SB 013 342-011

Right, horizontal, 3-pin AMP SUPERSEAL integrated

2SB 013 342-021

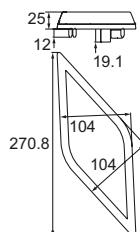
Homologation: ECE / SAE

* Other fastening options upon request.

Shapeline

LED tail/stop lights

These LED products have the following features:

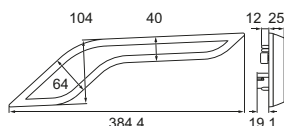


SHAPELINE TAIL/STOP LIGHT

24/12 LEDs, Style Design	
Voltage range	9 – 16 V, 18 – 32 V
Rated voltage	12 / 24 V
Current flow	Stop: 260 mA at 13.5 V / 272 mA at 28 V Tail: 0.7 W at 13.5 V / 1.5 W at 28 V
Power consumption	Stop: 52 mA at 13.5 V / 54 mA at 28 V Stop: 3.5 W at 13.5 V / 7.6 W at 28 V Tail: 0.7 W at 13.5 V / 1.5 W at 28 V
Dimensions (length/width/height)	270.8/104/25 mm
Operating temperature	-40 °C to +60 °C
Fixing system	Screw*
Assembly homologation (Tolerance +/- angle [°])	0° (0°)
HELLA Specification	HN 67101 class 6.3 + 7.2
Polarity reversal protection	Yes
Integrated short-circuit protection	Yes

Left, vertical, 3-pin AMP SUPERSEAL integrated	2SB 013 342-031
Right, vertical, 3-pin AMP SUPERSEAL integrated	2SB 013 342-041

Homologation: ECE / SAE



SHAPELINE WING TAIL/STOP LIGHT

30 LEDs, Style Design	
Voltage range	9 – 16 V, 18 – 32 V
Rated voltage	12 / 24 V
Current flow	Stop: 305 mA at 13.5 V / 330 mA at 28 V Tail: 40 mA at 13.5 V / 60 mA at 28 V
Power consumption	Stop: 4.2 W at 13.5 V / 9.3 W at 28 V Tail: 0.6 W at 13.5 V / 1.7 W at 28 V
Dimensions (length/width/height)	384.4/104/25 mm
Operating temperature	-40 °C to +60 °C
Fixing system	Screw*
Assembly homologation (Tolerance +/- angle [°])	2.5° (6°)
HELLA Specification	HN 67101 class 6.3 + 7.2
Polarity reversal protection	Yes
Current detection	1 LED off = all off
Failure protection	ISO 13207
Integrated short-circuit protection	Yes

Left, 3-pin AMP SUPERSEAL integrated	2SB 013 399-011
Right, 3-pin AMP SUPERSEAL integrated	2SB 013 399-021

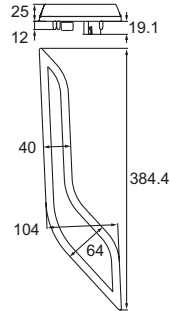
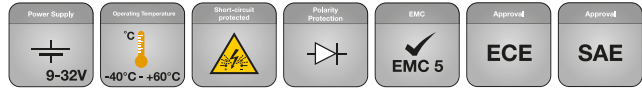
Homologation: ECE / SAE

* Other fastening options upon request.

Shapeline

LED tail/stop lights and LED tail/stop/direction indicator

This LED product has the following features:



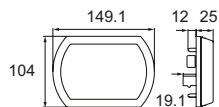
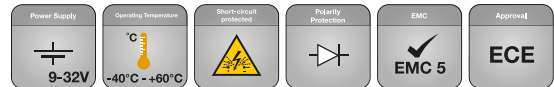
SHAPELINE WING TAIL/STOP LIGHT

30 LEDs, Style Design	
Voltage range	9 – 16 V, 18 – 32 V
Rated voltage	12 / 24 V
Current flow	Stop: 305 mA at 13.5 V / 330 mA at 28 V Tail: 40 mA at 13.5 V / 60 mA at 28 V
Power consumption	Stop: 4.2 W at 13.5 V / 9.3 W at 28 V Tail: 0.6 W at 13.5 V / 1.7 W at 28 V
Dimensions (length/width/height)	384.4 / 104 / 25 mm
Operating temperature	-40 °C to +60 °C
Fixing system	Screw*
Assembly homologation (Tolerance +/- angle [°])	0° (0°)
HELLA Specification	HN 67101 class 6.3 + 7.2
Polarity reversal protection	Yes
Current detection	1 LED off = all off
Failure protection	ISO 13207
Integrated short-circuit protection	Yes

Left, 3-pin AMP SUPERSEAL integrated	2SB 013 399-031
Right, 3-pin AMP SUPERSEAL integrated	2SB 013 399-041

Homologation: ECE / SAE

This LED product has the following features:



SHAPELINE DIRECTION INDICATOR/TAIL/STOP LIGHT

4/12/4 LEDs, Tech Design	
Voltage range	9 – 16 V, 18 – 32 V
Rated voltage	12 / 24 V
Current flow	Stop: 82 mA at 13.5 V / 118 mA at 28 V Tail: 45 mA at 13.5 V / 50 mA at 28 V DI: 304 mA at 13.5 V / 190 mA at 28 V
Power consumption	Stop: 1.1 W at 13.5 V / 3.3 W at 28 V Tail: 0.6 W at 13.5 V / 1.4 W at 28 V DI: 4.1 W at 13.5 V / 5.3 W at 28 V
Dimensions (length/width/height)	149.1 / 104 / 25 mm
Operating temperature	-40 °C to +60 °C
Fixing system	Screw*
Assembly homologation (Tolerance +/- angle [°])	0° (0°)
HELLA Specification	HN 67101 class 6.3 + 7.2
Polarity reversal protection	Yes
Failure protection	ISO 13207
Integrated short-circuit protection	Yes

4-pin AMP SUPERSEAL integrated	2SD 013 341-011
--------------------------------	------------------------

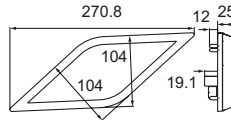
Homologation: ECE

* Other fastening options upon request.

Shapeline

LED tail light stop light direction indicator

These LED products have the following features:

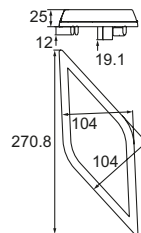


SHAPELINE DIRECTION INDICATOR/TAIL/STOP LIGHT

4/12/4 LEDs, Style Design	
Voltage range	9 – 16 V, 18 – 32 V
Rated voltage	12 / 24 V
Current flow	Stop: 82 mA at 13.5 V / 118 mA at 28 V Tail: 45 mA at 13.5 V / 50 mA at 28 V DI: 304 mA at 13.5 V / 190 mA at 28 V
Power consumption	Stop: 1.1 W at 13.5 V / 3.3 W at 28 V Tail: 0.6 W at 13.5 V / 1.4 W at 28 V DI: 4.1 W at 13.5 V / 5.3 W at 28 V
Dimensions (length/width/height)	270.8/104/25 mm
Operating temperature	-40 °C to +60 °C
Fixing system	Screw*
Assembly homologation (Tolerance +/- angle [°])	2.5° (0°)
HELLA Specification	HN 67101 class 6.3 + 7.2
Polarity reversal protection	Yes
Failure protection	ISO 13207
Integrated short-circuit protection	Yes

Left, 4-pin AMP SUPERSEAL integrated	2SD 013 342-111
Right, 4-pin AMP SUPERSEAL integrated	2SD 013 342-121

Homologation: ECE



SHAPELINE DIRECTION INDICATOR/TAIL/STOP LIGHT

4/12/4 LEDs, Style Design	
Voltage range	9 – 16 V, 18 – 32 V
Rated voltage	12 / 24 V
Current flow	Stop: 82 mA at 13.5 V / 118 mA at 28 V Tail: 45 mA at 13.5 V / 50 mA at 28 V DI: 304 mA at 13.5 V / 190 mA at 28 V
Power consumption	Stop: 1.1 W at 13.5 V / 3.3 W at 28 V Tail: 0.6 W at 13.5 V / 1.4 W at 28 V DI: 4.1 W at 13.5 V / 5.3 W at 28 V
Dimensions (length/width/height)	275.4/104/25 mm
Operating temperature	-40 °C to +60 °C
Fixing system	Screw*
Assembly homologation (Tolerance +/- angle [°])	0° (0°)
HELLA Specification	HN 67101 class 6.3 + 7.2
Polarity reversal protection	Yes
Failure protection	ISO 13207
Integrated short-circuit protection	Yes

Left, vertical, 4-pin AMP SUPERSEAL integrated	2SD 013 342-131
Right, vertical, 4-pin AMP SUPERSEAL integrated	2SD 013 342-141

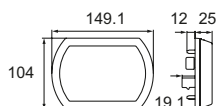
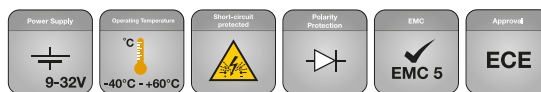
Homologation: ECE

* Other fastening options upon request.

Shapeline

LED direction indicators

These LED products have the following features:



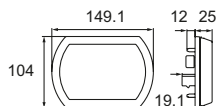
SHAPELINE DIRECTION INDICATOR

12 LEDs, Tech Design	
Voltage range	9–16 V, 18–32 V
Rated voltage	12 / 24 V
Current flow	171 mA at 13.5 V / 183 mA at 28 V
Power consumption	2.3 W at 13.5 V / 5.1 W at 28 V
Dimensions (length/width/height)	149.1/104/25 mm
Operating temperature	-40 °C to +60 °C
Fixing system	Screw*
Assembly homologation (Tolerance +/- angle [°])	0°
HELLA Specification	HN 67101 class 6.3 + 7.2
Polarity reversal protection	Yes
Failure protection	ISO 13207
Integrated short-circuit protection	Yes

2-pin AMP SUPERSEAL integrated

2BA 013 330-001

Homologation: ECE



SHAPELINE DIRECTION INDICATOR

12 LEDs, Tech Design	
Voltage range	9–16 V, 18–32 V
Rated voltage	12 / 24 V
Current flow	171 mA at 13.5 V / 183 mA at 28 V
Power consumption	2.3 W at 13.5 V / 5.1 W at 28 V
Dimensions (length/width/height)	149.1/104/25 mm
Operating temperature	-40 °C to +60 °C
Fixing system	Screw*
Assembly homologation (Tolerance +/- angle [°])	0°
HELLA Specification	HN 67101 class 6.3 + 7.2
Polarity reversal protection	Yes
Failure protection	ISO 13207
Integrated short-circuit protection	Yes

2-pin AMP SUPERSEAL integrated

2BA 013 330-021

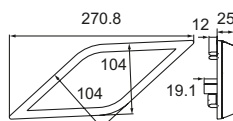
Homologation: ECE

* Other fastening options upon request.

Shapeline

LED direction indicators

These LED products have the following features:



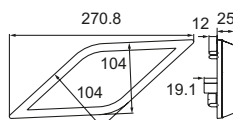
SHAPELINE DIRECTION INDICATOR

12 LED, Style Design	
Voltage range	9 – 16 V, 18 – 32 V
Rated voltage	12 / 24 V
Current flow	171 mA at 13.5 V / 183 mA at 28 V
Power consumption	2.3 W at 13.5 V / 5.1 W at 28 V
Dimensions (length/width/height)	270.8 / 104 / 25 mm
Operating temperature	-40 °C to +60 °C
Fixing system	Screw*
Assembly homology (Tolerance +/- angle [°])	2.5° (0°)
HELLA Specification	HN 67101 class 6.3 + 7.2
Polarity reversal protection	Yes
Failure protection	ISO 13207
Integrated short-circuit protection	Yes

Left, horizontal, 2-pin AMP SUPERSEAL integrated **2BA 013 331-011**

Right, horizontal, 2-pin AMP SUPERSEAL integrated **2BA 013 331-021**

Homologation: ECE



SHAPELINE DIRECTION INDICATOR

12 LED, Style Design	
Voltage range	9 – 16 V, 18 – 32 V
Rated voltage	12 / 24 V
Current flow	171 mA at 13.5 V / 183 mA at 28 V
Power consumption	2.3 W at 13.5 V / 5.1 W at 28 V
Dimensions (length/width/height)	270.8 / 104 / 25 mm
Operating temperature	-40 °C to +60 °C
Fixing system	Screw*
Assembly homology (Tolerance +/- angle [°])	2.5° (0°)
HELLA Specification	HN 67101 class 6.3 + 7.2
Polarity reversal protection	Yes
Failure protection	ISO 13207
Integrated short-circuit protection	Yes

Left, horizontal, 2-pin AMP SUPERSEAL integrated **2BA 013 331-051**

Right, horizontal, 2-pin AMP SUPERSEAL integrated **2BA 013 331-061**

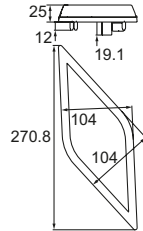
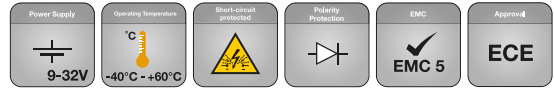
Homologation: ECE

* Other fastening options upon request.

Shapeline

LED direction indicators

These LED products have the following features:

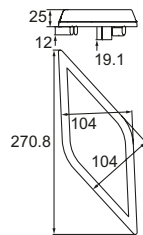


SHAPELINE DIRECTION INDICATOR

12 LED, Style Design	
Voltage range	9 – 16 V, 18 – 32 V
Rated voltage	12 / 24 V
Current flow	171 mA at 13.5 V / 183 mA at 28 V
Power consumption	2.3 W at 13.5 V / 5.1 W at 28 V
Dimensions (length/width/height)	270.8 / 104 / 25 mm
Operating temperature	-40 °C to +60 °C
Fixing system	Screw*
Assembly homology (Tolerance +/- angle [°])	0° (0°)
HELLA Specification	HN 67101 class 6.3 + 7.2
Polarity reversal protection	Yes
Failure protection	ISO 13207
Integrated short-circuit protection	Yes

Left, vertical, 2-pin AMP SUPERSEAL integrated	2BA 013 331-071
Right, vertical, 2-pin AMP SUPERSEAL integrated	2BA 013 331-081

Homologation: ECE



SHAPELINE DIRECTION INDICATOR

12 LED, Style Design	
Voltage range	9 – 16 V, 18 – 32 V
Rated voltage	12 / 24 V
Current flow	171 mA at 13.5 V / 183 mA at 28 V
Power consumption	2.3 W at 13.5 V / 5.1 W at 28 V
Dimensions (length/width/height)	270.8 / 104 / 25 mm
Operating temperature	-40 °C to +60 °C
Fixing system	Screw*
Assembly homology (Tolerance +/- angle [°])	0° (0°)
HELLA Specification	HN 67101 class 6.3 + 7.2
Polarity reversal protection	Yes
Failure protection	ISO 13207
Integrated short-circuit protection	Yes

Left, vertical, 2-pin AMP SUPERSEAL integrated	2BA 013 331-031
Right, vertical, 2-pin AMP SUPERSEAL integrated	2BA 013 331-041

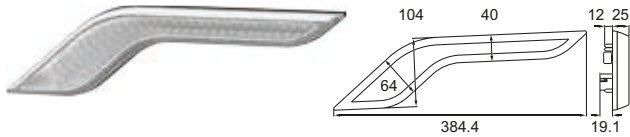
Homologation: ECE

* Other fastening options upon request.

Shapeline

LED direction indicators

These LED products have the following features:

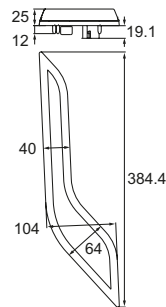


SHAPELINE WING DIRECTION INDICATOR

30 LEDs, Style Design	
Voltage range	9 – 16 V, 18 – 32 V
Rated voltage	12 / 24 V
Current flow	285 mA at 13.5 V / 315 mA at 28 V
Power consumption	3.9 W at 13.5 V / 8 W at 28 V
Dimensions (length/width/height)	384.4 / 104 / 25 mm
Operating temperature	-40 °C to +60 °C
Fixing system	Screw*
Assembly homologation (Tolerance +/- angle [°])	2.5° (6°)
HELLA Specification	HN 67101 class 6.3 + 7.2
Polarity reversal protection	Yes
Failure protection	ISO 13207
Integrated short-circuit protection	Yes

Left, horizontal, 2-pin AMP SUPERSEAL integrated	2BA 013 333-011
Right, horizontal, 2-pin AMP SUPERSEAL integrated	2BA 013 333-021
Left, horizontal, 2-pin AMP SUPERSEAL integrated Wiping L→R	2BA 013 333-051
Right, horizontal, 2-pin AMP SUPERSEAL integrated Wiping L→R	2BA 013 333-061
Left, horizontal, 2-pin AMP SUPERSEAL integrated Wiping R→L	2BA 013 333-071
Right, horizontal, 2-pin AMP SUPERSEAL integrated Wiping R→L	2BA 013 333-081

Homologation: ECE



SHAPELINE WING DIRECTION INDICATOR

30 LEDs, Style Design	
Voltage range	9 – 16 V, 18 – 32 V
Rated voltage	12 / 24 V
Current flow	285 mA at 13.5 V / 315 mA at 28 V
Power consumption	3.9 W at 13.5 V / 8 W at 28 V
Dimensions (length/width/height)	384.4 / 104 / 25 mm
Operating temperature	-40 °C to +60 °C
Fixing system	Screw*
Assembly homologation (Tolerance +/- angle [°])	0° (0°)
HELLA Specification	HN 67101 class 6.3 + 7.2
Polarity reversal protection	Yes
Failure protection	ISO 13207
Integrated short-circuit protection	Yes

Left, vertical, 2-pin AMP SUPERSEAL integrated	2BA 013 333-031
Right, vertical, 2-pin AMP SUPERSEAL integrated	2BA 013 333-041


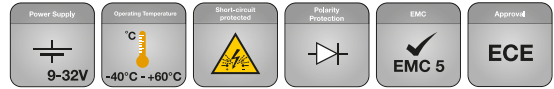
Homologation: ECE

* Other fastening options upon request.

Shapeline

LED direction indicators

These LED products have the following features:




SHAPELINE SLIM DIRECTION INDICATOR

6 LEDs, Style Design	
Voltage range	9 – 16 V, 18 – 32 V
Rated voltage	12 / 24 V
Current flow	130 mA at 13.5 V / 90 mA at 28 V
Power consumption	1.8 W at 13.5 V / 2.5 W at 28 V
Dimensions (length/width/height)	198.1/40/25 mm
Operating temperature	-40 °C to +60 °C
Fixing system	Tape*
Assembly homologation (Tolerance +/- angle [°])	2.5° (6°)
HELLA Specification	HN 67101 class 6.3 + 7.2
Polarity reversal protection	Yes
Failure protection	ISO 13207
Integrated short-circuit protection	Yes

Left, horizontal, 2-pin AMP SUPERSEAL integrated	2BA 013 332-031
Right, horizontal, 2-pin AMP SUPERSEAL integrated	2BA 013 332-041
Left, horizontal, 2-pin AMP SUPERSEAL integrated Wiping	2BA 013 332-011
Right, horizontal, 2-pin AMP SUPERSEAL integrated Wiping	2BA 013 332-021

Homologation: ECE



SHAPELINE SLIM DIRECTION INDICATOR

6 LEDs, Style Design	
Voltage range	9 – 16 V, 18 – 32 V
Rated voltage	12 / 24 V
Current flow	130 mA at 13.5 V / 90 mA at 28 V
Power consumption	1.8 W at 13.5 V / 2.5 W at 28 V
Dimensions (length/width/height)	198.1/40/25 mm
Operating temperature	-40 °C to +60 °C
Fixing system	Tape*
Assembly homologation (Tolerance +/- angle [°])	0° (0°)
HELLA Specification	HN 67101 class 6.3 + 7.2
Polarity reversal protection	Yes
Failure protection	ISO 13207
Integrated short-circuit protection	Yes

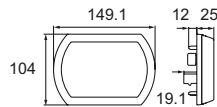
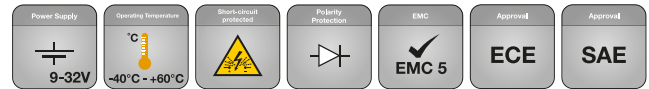
Left, vertical, 2-pin AMP SUPERSEAL integrated	2BA 013 332-051
Right, vertical, 2-pin AMP SUPERSEAL integrated	2BA 013 332-061

Homologation: ECE

* Other fastening options upon request.

Shapeline
LED reversing lights

These LED products have the following features:



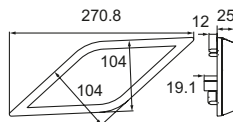
SHAPELINE REVERSING LIGHT

4 LEDs, Tech Design	
Voltage range	9 – 16 V, 18 – 32 V
Rated voltage	12 / 24 V
Current flow	230 mA at 13.5 V / 130 mA at 28 V
Power consumption	3.1 W at 13.5 V / 3.6 W at 28 V
Dimensions (length/width/height)	149.1/104/25 mm
Operating temperature	-40 °C to +60 °C
Fixing system	Screw*
Assembly homologation (Tolerance +/- angle [°])	0° (0°)
HELLA Specification	HN 67101 class 6.3 + 7.2
Polarity reversal protection	Yes
Failure protection	ISO 13207
Integrated short-circuit protection	Yes

3-pin AMP SUPERSEAL integrated

2ZR 013 344-101

Homologation: ECE / SAE



SHAPELINE REVERSING LIGHT

4 LEDs, Style Design	
Voltage range	9 – 16 V, 18 – 32 V
Rated voltage	12 / 24 V
Current flow	230 mA at 13.5 V / 130 mA at 28 V
Power consumption	3.1 W at 13.5 V / 3.6 W at 28 V
Dimensions (length/width/height)	270.8/104/25 mm
Operating temperature	-40 °C to +60 °C
Fixing system	Screw*
Assembly homologation (Tolerance +/- angle [°])	2.5° (0°)
HELLA Specification	HN 67101 class 6.3 + 7.2
Polarity reversal protection	Yes
Failure protection	ISO 13207
Integrated short-circuit protection	Yes

Left, horizontal, 3-pin AMP SUPERSEAL integrated

2ZR 013 345-111

Right, horizontal, 3-pin AMP SUPERSEAL integrated

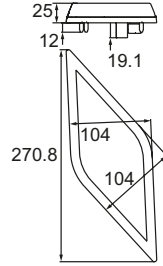
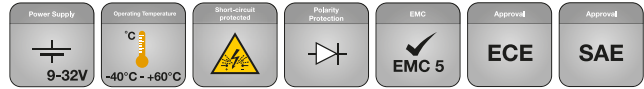
2ZR 013 345-121

Homologation: ECE / SAE

* Other fastening options upon request.

Shapeline LED reversing lights

These LED products have the following features:



SHAPELINE REVERSING LIGHT

4 LEDs, Style Design	
Voltage range	9–16 V, 18–32 V
Rated voltage	12 / 24 V
Current flow	230 mA at 13.5 V / 130 mA at 28 V
Power consumption	3.1 W at 13.5 V / 3.6 W at 28 V
Dimensions (length/width/height)	270.8/104/25 mm
Operating temperature	-40 °C to +60 °C
Fixing system	Screw*
Assembly homologation (Tolerance +/- angle [°])	0° (0°)
HELLA Specification	HN 67101 class 6.3 + 7.2
Polarity reversal protection	Yes
Failure protection	ISO 13207
Integrated short-circuit protection	Yes

Left, vertical, 3-pin AMP SUPERSEAL integrated	2ZR 013 345-131
Right, vertical, 3-pin AMP SUPERSEAL integrated	2ZR 013 345-141

Homologation: ECE / SAE



SHAPELINE SLIM REVERSING LIGHT

6 LEDs, Style Design	
Voltage range	9–16 V, 18–32 V
Rated voltage	12 / 24 V
Current flow	243 mA at 13.5 V / 117 mA at 28 V
Power consumption	2.9 W at 13.5 V / 2.9 W at 28 V
Dimensions (length/width/height)	198.1/40/25 mm
Operating temperature	-40 °C to +60 °C
Fixing system	Tape*
Assembly homologation (Tolerance +/- angle [°])	2.5° (6°)
HELLA Specification	HN 67101 class 6.3 + 7.2
Polarity reversal protection	Yes
Current detection	1 LED off = all off
Failure protection	ISO 13207
Integrated short-circuit protection	Yes

Left, horizontal, 2-pin AMP SUPERSEAL integrated	2ZR 013 401-011
Right, horizontal, 2-pin AMP SUPERSEAL integrated	2ZR 013 401-021

Homologation: ECE / SAE, (only with 2 lights)

* Other fastening options upon request.

Shapeline

LED reversing lights

These LED products have the following features:



SHAPELINE SLIM REVERSING LIGHT

6 LEDs, Style Design	
Voltage range	9 – 16 V, 18 – 32 V
Rated voltage	12 / 24 V
Current flow	243 mA at 13.5 V / 117 mA at 28 V
Power consumption	2.9 W at 13.5 V / 2.9 W at 28 V
Dimensions (length/width/height)	198.1/40/25 mm
Operating temperature	-40 °C to +60 °C
Fixing system	Tape*
Assembly homology	2.5° (horizontal) 47.5° (vertical)
(Tolerance +/- angle [°])	(0°)
HELLA Specification	HN 67101 class 6.3 + 7.2
Polarity reversal protection	Yes
Current detection	1 LED off = all off
Failure protection	ISO 13207
Integrated short-circuit protection	Yes

Left, diagonal, 2-pin AMP SUPERSEAL integrated **2ZR 013 401-051**

Right, diagonal, 2-pin AMP SUPERSEAL integrated **2ZR 013 401-061**

Homologation: ECE / SAE



SHAPELINE SLIM REVERSING LIGHT

6 LEDs, Style Design	
Voltage range	9 – 16 V, 18 – 32 V
Rated voltage	12 / 24 V
Current flow	243 mA at 13.5 V / 117 mA at 28 V
Power consumption	2.9 W at 13.5 V / 2.9 W at 28 V
Dimensions (length/width/height)	198.1/40/25 mm
Operating temperature	-40 °C to +60 °C
Fixing system	Tape*
Assembly homology	0°
(Tolerance +/- angle [°])	(0°)
HELLA Specification	HN 67101 class 6.3 + 7.2
Polarity reversal protection	Yes
Current detection	1 LED off = all off
Failure protection	ISO 13207
Integrated short-circuit protection	Yes

Left, vertical, 2-pin AMP SUPERSEAL integrated **2ZR 013 401-031**

Right, vertical, 2-pin AMP SUPERSEAL integrated **2ZR 013 401-041**

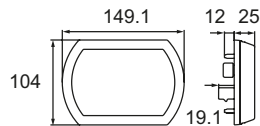
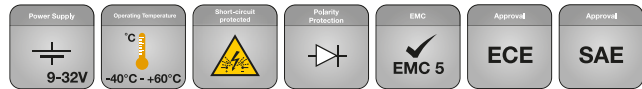
Homologation: ECE / SAE, (only with 2 lights)

* Other fastening options upon request.

Shapeline

LED rear fog lights

These LED products have the following features:



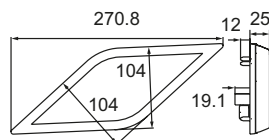
SHAPELINE REAR FOG LIGHT

12 LEDs, Tech Design	
Voltage range	9–16 V, 18–32 V
Rated voltage	12 / 24 V
Current flow	171 mA at 13.5 V / 100 mA at 28 V
Power consumption	2.3 W at 13.5 V / 2.8 W at 28 V
Dimensions (length/width/height)	149.1/104/25 mm
Operating temperature	-40 °C to +60 °C
Fixing system	Screw*
Assembly homology (Tolerance +/- angle [°])	0°
HELLA Specification	HN 67101 class 6.3 + 7.2
Polarity reversal protection	Yes
Failure protection	ISO 13207
Integrated short-circuit protection	Yes

3-pin AMP SUPERSEAL integrated

2NE 013 344-001

Homologation: ECE / SAE



SHAPELINE REAR FOG LIGHT

12 LEDs, Style Design	
Voltage range	9–16 V, 18–32 V
Rated voltage	12 / 24 V
Current flow	171 mA at 13.5 V / 100 mA at 28 V
Power consumption	2.3 W at 13.5 V / 2.8 W at 28 V
Dimensions (length/width/height)	270.8/104/25 mm
Operating temperature	-40 °C to +60 °C
Fixing system	Screw*
Assembly homology (Tolerance +/- angle [°])	2.5°
HELLA Specification	HN 67101 class 6.3 + 7.2
Polarity reversal protection	Yes
Failure protection	ISO 13207
Integrated short-circuit protection	Yes

Left, horizontal, 3-pin AMP SUPERSEAL integrated

2NE 013 345-011

Right, horizontal, 3-pin AMP SUPERSEAL integrated

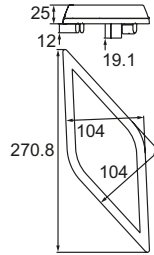
2NE 013 345-021

Homologation: ECE / SAE

* Other fastening options upon request.

Shapeline
LED rear fog lights

These LED products have the following features:




SHAPELINE REAR FOG LIGHT

12 LEDs, Style Design	
Voltage range	9 – 16 V, 18 – 32 V
Rated voltage	12 / 24 V
Current flow	171 mA at 13.5 V / 100 mA at 28 V
Power consumption	2.3 W at 13.5 V / 2.8 W at 28 V
Dimensions (length/width/height)	270.8 / 104 / 25 mm
Operating temperature	-40 °C to +60 °C
Fixing system	Screw*
Assembly homology (Tolerance +/- angle [°])	0° (0°)
HELLA Specification	HN 67101 class 6.3 + 7.2
Polarity reversal protection	Yes
Failure protection	ISO 13207
Integrated short-circuit protection	Yes

Left, vertical, 3-pin AMP SUPERSEAL integrated **2NE 013 345-031**

Right, vertical, 3-pin AMP SUPERSEAL integrated **2NE 013 345-041**

Homologation: ECE / SAE



SHAPELINE SLIM REAR FOG LIGHT

6 LEDs, Style Design	
Voltage range	9 – 16 V, 18 – 32 V
Rated voltage	12 / 24 V
Current flow	155 mA at 13.5 V / 74 mA at 28 V
Power consumption	1.9 W at 13.5 V / 1.9 W at 28 V
Dimensions (length/width/height)	198.1 / 40 / 25 mm
Operating temperature	-40 °C to +60 °C
Fixing system	Tape*
Assembly homology (Tolerance +/- angle [°])	2.5° (6°)
HELLA Specification	HN 67101 class 6.3 + 7.2
Polarity reversal protection	Yes
Current detection	1 LED off = all off
Failure protection	ISO 13207
Integrated short-circuit protection	Yes

Left, horizontal, 2-pin AMP SUPERSEAL integrated **2NE 013 343-011**

Right, horizontal, 2-pin AMP SUPERSEAL integrated **2NE 013 343-021**

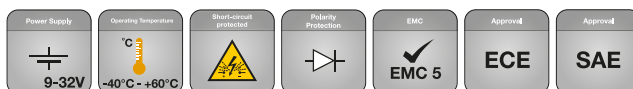
Homologation: ECE / SAE

* Other fastening options upon request.

Shapeline

LED rear fog lights

These LED products have the following features:



SHAPELINE SLIM REAR FOG LIGHT

6 LEDs, Style Design	
Voltage range	9–16 V, 18–32 V
Rated voltage	12 / 24 V
Current flow	155 mA at 13.5 V / 74 mA at 28 V
Power consumption	1.9 W at 13.5 V / 1.9 W at 28 V
Dimensions (length/width/height)	198.1/40/25 mm
Operating temperature	-40 °C to +60 °C
Fixing system	Tape*
Assembly homologation	2.5° (horizontal) 47.5° (vertical)
(Tolerance +/- angle [°])	(0°)
HELLA Specification	HN 67101 class 6.3 + 7.2
Polarity reversal protection	Yes
Current detection	1 LED off = all off
Failure protection	ISO 13207
Integrated short-circuit protection	Yes

Left, diagonal, 2-pin AMP SUPERSEAL integrated **2NE 013 343-051**

Right, diagonal, 2-pin AMP SUPERSEAL integrated **2NE 013 343-061**

Homologation: ECE / SAE



SHAPELINE SLIM REAR FOG LIGHT

6 LEDs, Style Design	
Voltage range	9–16 V, 18–32 V
Rated voltage	12 / 24 V
Current flow	155 mA at 13.5 V / 74 mA at 28 V
Power consumption	1.9 W at 13.5 V / 1.9 W at 28 V
Dimensions (length/width/height)	198.1/40/25 mm
Operating temperature	-40 °C to +60 °C
Fixing system	Tape*
Assembly homologation	0°
(Tolerance +/- angle [°])	(0°)
HELLA Specification	HN 67101 class 6.3 + 7.2
Polarity reversal protection	Yes
Current detection	1 LED off = all off
Failure protection	ISO 13207
Integrated short-circuit protection	Yes

Left, vertical, 2-pin AMP SUPERSEAL integrated **2NE 013 343-031**

Right, vertical, 2-pin AMP SUPERSEAL integrated **2NE 013 343-041**

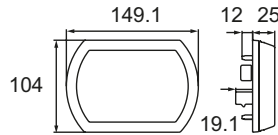
Homologation: ECE / SAE

* Other fastening options upon request.

Shapeline

LED rear fog/reversing lights

These LED products have the following features:



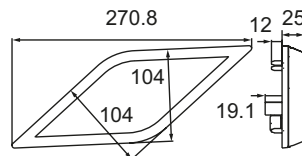
SHAPELINE REAR FOG/REVERSING LIGHT

12/4 LEDs, Tech Design	
Voltage range	9 – 16 V, 18 – 32 V
Rated voltage	12 / 24 V
Current flow	RF: 171 mA at 13.5 V / 100 mA at 28 V Rev.: 230 mA at 13.5 V / 130 mA at 28 V
Power consumption	RF: 2.3 W at 13.5 V / 2.8 W at 28 V Rev.: 3.1 W at 13.5 V / 3.6 W at 28 V
Dimensions (length/width/height)	149.1/104/25 mm
Operating temperature	-40 °C to +60 °C
Fixing system	Screw*
Assembly homologation (Tolerance +/- angle [°])	0° (0°)
HELLA Specification	HN 67101 class 6.3 + 7.2
Polarity reversal protection	Yes
Failure protection	ISO 13207
Integrated short-circuit protection	Yes

3-pin AMP SUPERSEAL integrated

2NR 013 344-201

Homologation: ECE / SAE



SHAPELINE REAR FOG/REVERSING LIGHT

12/4 LEDs, Style Design	
Voltage range	9 – 16 V, 18 – 32 V
Rated voltage	12 / 24 V
Current flow	RF: 171 mA at 13.5 V / 100 mA at 28 V Rev.: 230 mA at 13.5 V / 130 mA at 28 V
Power consumption	RF: 2.3 W at 13.5 V / 2.8 W at 28 V Rev.: 3.1 W at 13.5 V / 3.6 W at 28 V
Dimensions (length/width/height)	270.8/104/25 mm
Operating temperature	-40 °C to +60 °C
Fixing system	Screw*
Assembly homologation (Tolerance +/- angle [°])	2.5° (0°)
HELLA Specification	HN 67101 class 6.3 + 7.2
Polarity reversal protection	Yes
Failure protection	ISO 13207
Integrated short-circuit protection	Yes

Left, horizontal, 3-pin AMP SUPERSEAL integrated

2NR 013 345-211

Right, horizontal, 3-pin AMP SUPERSEAL integrated

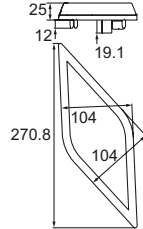
2NR 013 345-221

Homologation: ECE / SAE

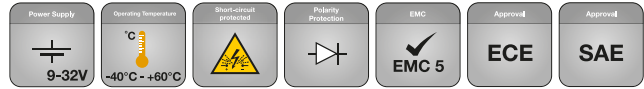
* Other fastening options upon request.

Shapeline

LED rear fog/reversing lights



This LED product has the following features:



SHAPELINE REAR FOG/REVERSING LIGHT

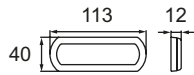
12/4 LEDs, Style Design	
Voltage range	9–16 V, 18–32 V
Rated voltage	12 / 24 V
Current flow	RF: 171 mA at 13.5 V / 100 mA at 28 V Rev.: 230 mA at 13.5 V / 130 mA at 28 V
Power consumption	RF: 2.3 W at 13.5 V / 2.8 W at 28 V Rev.: 3.1 W at 13.5 V / 3.6 W at 28 V
Dimensions (length/width/height)	270.8/104/25 mm
Operating temperature	-40 °C to +60 °C
Fixing system	Screw*
Assembly homologation (Tolerance +/- angle [°])	0° (0°)
HELLA Specification	HN 67101 class 6.3 + 7.2
Polarity reversal protection	Yes
Failure protection	ISO 13207
Integrated short-circuit protection	Yes

Left, vertical, 3-pin AMP SUPERSEAL integrated	2NR 013 345-231
Right, vertical, 3-pin AMP SUPERSEAL integrated	2NR 013 345-241

Homologation: ECE / SAE

Shapeline

Reflex reflectors



These products have the following features:

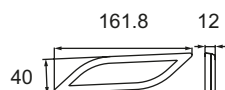


SHAPELINE REFLEX REFLECTOR

Tech Design	
Dimensions (length/width/height)	113 / 10 / 12 mm
Operating temperature	-40 °C to +60 °C
Fixing system	Tape*
Assembly homologation (Tolerance +/- angle [°])	0° (0°)
HELLA Specification	HN 67101 class 6.3 + 7.2

8RA 013 403-001

Homologation: ECE / SAE



SHAPELINE REFLEX REFLECTOR

Style Design	
Dimensions (length/width/height)	161.8 / 40 / 12 mm
Operating temperature	-40 °C to +60 °C
Fixing system	Tape*
Assembly homologation (Tolerance +/- angle [°])	0° (6°)
HELLA Specification	HN 67101 class 6.3 + 7.2

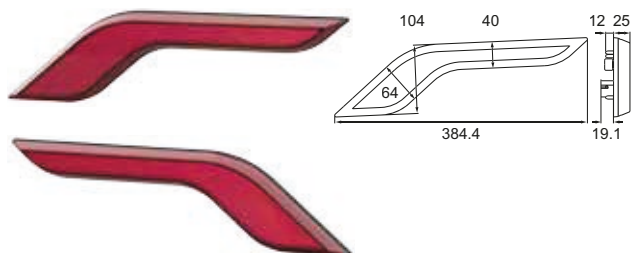
Left	8RA 013 347-051
Right	8RA 013 347-061

Homologation: ECE / SAE

* Other fastening options upon request.

Shapeline

Reflex reflectors, warning lights and design elements



This product has the following features:



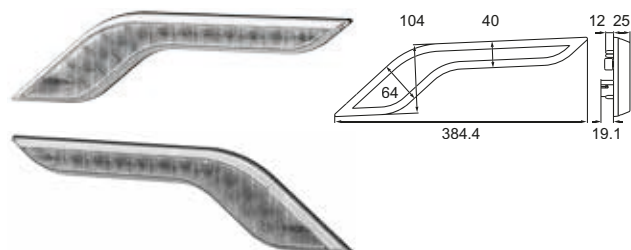
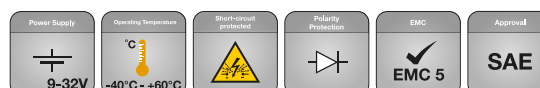
SHAPELINE WING REFLEX REFLECTOR

Style Design	
Dimensions (length/width/height)	384.4/104/25 mm
Operating temperature	-40 °C to +60 °C
Fixing system	Screw*
Assembly homologation (Tolerance +/- angle [°])	2.5° (6°)
HELLA Specification	HN 67101 class 6.3 + 7.2

Left	8RA 013 402-011
Right	8RA 013 402-021

Homologation: ECE / SAE

This LED product has the following features:

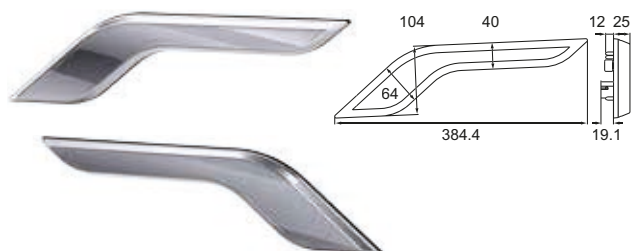


SHAPELINE WARNING LIGHT

Style Design	
Voltage range	9 – 16 V, 18 – 32 V
Dimensions (length/width/height)	384.4/104/25 mm
Operating temperature	-40 °C to +60 °C
Fixing system	Screw*
Assembly homologation (Tolerance +/- angle [°])	2.5° (6°)
HELLA Specification	HN 67101 class 6.3 + 7.2

Left, 2-pin AMP SUPERSEAL integrated	2XW 013 493-011
Right, 2-pin AMP SUPERSEAL integrated	2XW 013 493-021

Homologation: SAE



SHAPELINE DESIGN ELEMENT

Style Design	
Current flow	407 mA at 13.5 V / 197 mA at 28 V
Power consumption	5.5 W at 13.5 V / 5.5 W at 28 V
Dimensions (length/width/height)	384.4/104/25 mm
Operating temperature	-40 °C to +60 °C
Fixing system	Screw*
Assembly homologation (Tolerance +/- angle [°])	2.5° (0°)
HELLA Specification	HN 67101 class 6.3 + 7.2

Left, no connector	2XX 013 349-011
Right, no connector	2XX 013 349-021

* Other fastening options upon request.



Customer-specific rear lighting

Multi-function lights

An individual appearance at the rear

Our area of expertise lies in developing tailored solutions to be implemented in applications custom-made to address your challenges. For rear lighting, too, you can benefit from the synergies that HELLA is able to combine thanks to its many years of international development for original automotive equipment. See our customised concepts and products for yourself and prepare to be inspired!



„Hymer-Swing“



Adria



Dethleffs Innoluna

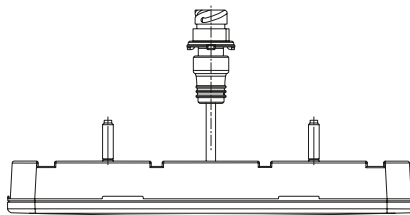
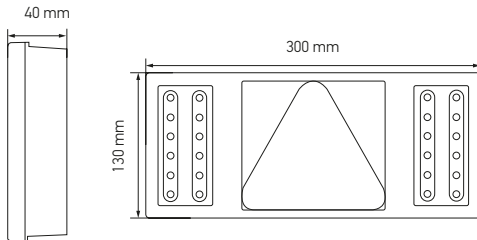


Carthago

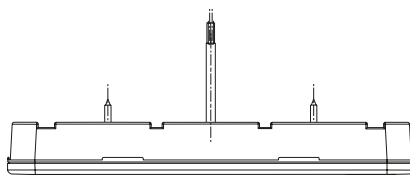
Universal rear combination lights

For caravans and motorhomes

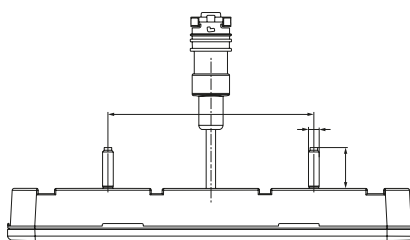
This LED product has the following features:



Fixing to vehicle with 7-pin DIN connector



Mounting on vehicle with fixing screws from the front, cable with open ends



Mounting on vehicle with fixing screws from the rear, cable with EC connector

COMPLETE LED COMBINATION TAIL LAMPS "COLUNA"

12 V version for caravans, horizontal mounting with a triangular reflex reflector, no pulse, fastening bolts inserted from the rear, cable 500 mm, open ends.

Left	2VP 345 900-331
Right	2VP 345 900-341

12 V version for motorhomes, horizontal or vertical mounting with triangular reflex reflector, with and without pulse

Left/right, fastening screws inserted from the front, cable 500 mm with open ends	2VP 345 900-401*
Left/right, fastening screws inserted from the front, cable 500 mm with open ends	2VP 345 900-411
Left/right, fastening bolts inserted from the rear, cable 500 mm with open ends	2VP 345 900-421*
Left/right, fastening bolts inserted from the rear, cable 500 mm with open ends	2VP 345 900-431
Left/right, fastening screws inserted from the front, cable 3,000 mm with 6.3 mm flat receptacles	2VP 345 900-441*
Left/right, fastening screws inserted from the front, cable 3,000 mm with 6.3 mm flat receptacles	2VP 345 900-451
Left/right, fastening bolts inserted from the rear, cable 3,000 mm with 6.3 mm flat receptacles	2VP 345 900-461*
Left/right, fastening bolts inserted from the rear, cable 3,000 mm with 6.3 mm flat receptacles	2VP 345 900-471

* With pulse

24 V version for motorhomes, horizontal or vertical mounting with triangular reflex reflector, with and without pulse

Left/right, fastening screws inserted from the front, cable 500 mm with open ends	2VP 345 900-201*
Left/right, fastening screws inserted from the front, cable 500 mm with open ends	2VP 345 900-211
Left/right, fastening bolts inserted from the rear, cable 500 mm with open ends	2VP 345 900-221*
Left/right, fastening bolts inserted from the rear, cable 500 mm with open ends	2VP 345 900-231
Left/right, fastening screws inserted from the front, cable 3,000 mm with 6.3 mm flat receptacles	2VP 345 900-241*
Left/right, fastening screws inserted from the front, cable 3,000 mm with 6.3 mm flat receptacles	2VP 345 900-251
Left/right, fastening bolts inserted from the rear, cable 3,000 mm with 6.3 mm flat receptacles	2VP 345 900-261*
Left/right, fastening bolts inserted from the rear, cable 3,000 mm with 6.3 mm flat receptacles	2VP 345 900-271

* With pulse

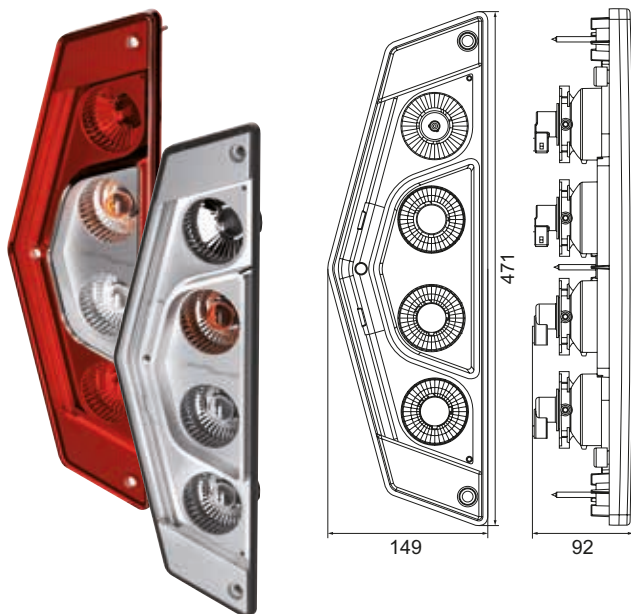
Current consumption	with 12 V	with 24 V
Tail light	2.6 W-0.2 A	2.8 W-0.12 A
Stop light	1.8 W-0.15 A	2 W-0.08 A
Indicator	3.3 W-0.28 A	3.8 W-0.16 A
Rear fog light	2.2 W-0.18 A	2.4 W-0.1 A
Back-up light	3.8 W-0.32 A	5.6 W-0.23 A

Type approval: ECE / ADR / EMC, 5879 and 5880, 10R 04 0071, SAE and CCC

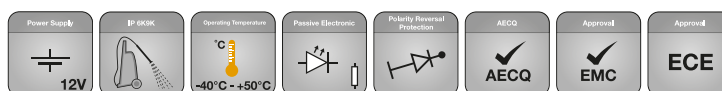
Universal rear combination lights

For caravans and motorhomes

CARALUNA X



This LED product has the following features:



CARALUNA X

Can be mounted vertically, horizontally or at an angle of 13°, electrical connection: all light functions each via 2-pin AMP connector, specification: HELLA Norm 67101, Class 3.2, fixing: from the front with 3 screws (ST 4.8 mm).

Hybrid version

Tail light: 12 V / 1.4 W, current consumption = approx. 0.12 A, stop light, direction indicator, rear fog light and reversing light: 12 V / 21 W, current consumption = approx. 1.75 A

Vertical, left (light guide towards the inside of the vehicle)	2VP 012 570-111
Vertical, right (light guide towards the inside of the vehicle)	2VP 012 570-121
Horizontal, left (light guide above)	2VP 012 570-131
Horizontal, right (light guide above)	2VP 012 570-141
Horizontal, left (light guide below)	2VP 012 570-151
Horizontal, right (light guide below)	2VP 012 570-161
13° horizontal, left (light transmitter guide below)	2VP 012 570-171
13° horizontal, right (light transmitter guide below)	2VP 012 570-181

Type approval: ECE

Bulb version

Tail light: 12 V / 5 W, current consumption = approx. 0.42 A, stop light, direction indicator, rear fog light and reversing light: 12 V / 21 W, current consumption = approx. 1.75 A

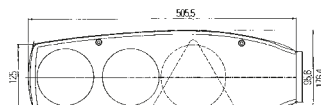
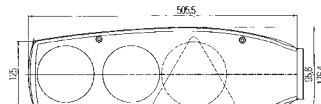
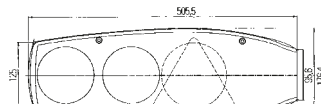
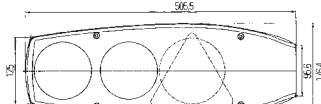
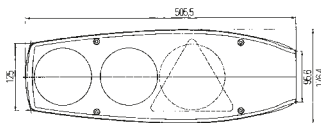
Vertical, left (light guide towards the inside of the vehicle)	2VP 012 570-011
Vertical, right (light guide towards the inside of the vehicle)	2VP 012 570-021
Horizontal, left (light guide above)	2VP 012 570-031
Horizontal, right (light guide above)	2VP 012 570-041
Horizontal, left (light guide below)	2VP 012 570-051
Horizontal, right (light guide below)	2VP 012 570-061
13° horizontal, left (light transmitter guide below)	2VP 012 570-071
13° horizontal, right (light transmitter guide below)	2VP 012 570-081

Type approval: ECE

Spare parts/accessories

Mating connector set (2-pin)	8JD 156 150-807
Mating connector set (3-pin) (for hybrid)	8JD 162 581-802
12 V, tail lamp/brake light (P21/5W)	8GD 002 078-121
12 V, indicator light (PY21W)	8GA 006 841-121
12 V, reversing light (P21W)	8GA 002 073-121
12 V, rear fog light (H21W)	8GH 008 417-001

Universal rear combination lights



CARALUNA II

For horizontal installation, rear stop/direction indicator/side marker light with reflex reflector and 12 V bulbs.

With triangular reflex reflector

Left, incl. rear fog light	2VA 341 419-011
Right	2VA 341 419-021

With round reflex reflector

Left, incl. rear fog light	2VA 341 419-117 -111
Right, incl. rear fog light	2VA 341 419-147
Left, incl. reversing light	2VP 341 419-137
Right, incl. reversing light	2VP 341 419-127 -121

Type approval: ECE 9836

SAE type approval for vehicles < 2,032 mm wide
SAE type approval for vehicles > 2,031 mm wide

CARALUNA II CHROMIUM

For horizontal installation, direction indicator/tail/stop light with rear fog light and reflex reflector, with 12 V bulbs, without side marker light.

With triangular reflex reflector

Left, incl. rear fog light	2VA 341 419-097
Right, incl. rear fog light	2VA 341 419-167
Left, incl. reversing light	2VP 341 419-157
Right, incl. reversing light	2VP 341 419-107

With round reflex reflector

Left, incl. rear fog light	2VA 341 419-077
Right, incl. rear fog light	2VA 341 419-187
Left, incl. reversing light	2VP 341 419-177
Right, incl. reversing light	2VP 341 419-087

Type approval: ECE 10217

CARALUNA II PLUS

For horizontal installation, direction indicator/stop/rear fog/reversing light with side marker light with triangular reflex reflector, with 12 V bulbs, combined direction indicator and reversing light module.

Left	2VP 343 590-017
Right	2VP 343 590-027

Type approval: ECE 9836

CARALUNA II PLUS CHROMIUM

For horizontal installation, direction indicator/tail/stop/rear fog/reversing light with 12 V bulbs, with triangular reflex reflector and combined direction indicator and reversing light module, can also be used as an upgrade of the basic version 2.. 343 419-..., without side marker/reflex reflector light.

Left	2VP 343 590-057
Right	2VP 343 590-067

Type approval: ECE 10217

Universal rear combination lights


CARALUNA VERTICAL

For vertical installation, direction indicator/tail/stop light with 12 V-bulbs.

Right-hand traffic

Left, incl. rear fog light	2SD 343 440-017
Right, incl. reversing light	2SK 343 440-027
Left, incl. rear fog light, Chromium	2SD 343 440-057
Right, incl. reversing light, Chromium	2SK 343 440-067

Left-hand traffic

Left, incl. reversing light	2SK 343 440-037
Right, incl. rear fog light	2SD 343 440-047

Type approval: ECE E0501


CARALUNA MODULAR

For vertical installation, with 12 V bulbs, direction indicator/tail/stop/rear fog/reversing light, with combined direction indicator and reversing light module and with integrated red side marker light.

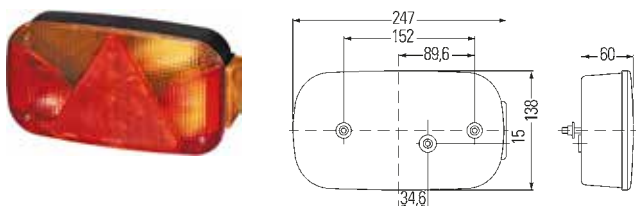
Red lens

Left	2VP 343 520-017 -011
Right	2VP 343 520-027 -021

Crystal-clear lens

Left	2VP 343 520-057/-051
Right	2VP 343 520-067/-061

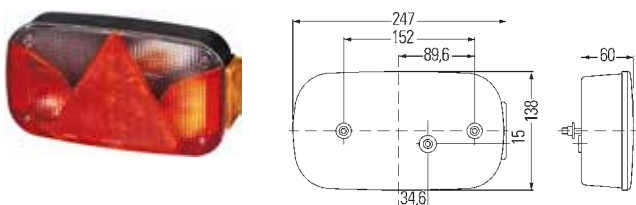
Type approval: ECE E12677


DIRECTION INDICATOR/TAIL/TRIANGULAR REFLEX REFLECTOR/STOP/REAR FOG/SIDE MARKER/REFLEX REFLECTOR LIGHT

Tail light, stop light, rear fog light and red triangular reflex reflector, white reversing light and direction indicator (amber bulb), amber side marker light and reflex reflector, for horizontal mounting or installation, 12 V bulbs.

Left	2VA 998 232-291
Right	2VP 998 232-301

Type approval: ECE E5447


TAIL LIGHT/TRIANGULAR REFLEX REFLECTOR/DIRECTION INDICATOR/STOP/SIDE MARKER/REFLEX REFLECTOR LIGHT

Tail light, stop light and red triangular reflex reflector, direction indicator (amber bulb) and clear license plate light, amber side marker/reflex reflector light, for horizontal mounting, 12 V bulbs.

Left, with license plate light	2VB 998 232-557
Right, without license plate light	2VA 998 232-567


Type approval: ECE E5447

Spare parts for series 998 232

P21/5W bulb, 12 V	8GD 002 078-121
P21W bulb, 12 V	8GA 002 073-121
PY21W bulb, 12 V	8GA 006 841-121
C5W bulb, 12 V	8GM 002 092-121

Universal rear combination lights

This LED product has the following features:



LeanLED

Tail light/stop light/indicator for horizontal and vertical mounting, with 24 LEDs, clear lens, with pulse for indicator failure check, Multivolt 9 – 32 V, part-metallised, other frame colours available upon request.

Current consumption:
 Tail lamp: 12 V/0.5 W, current consumption = approx. 0.04 A
 Brake light: 12 V/1 W, current consumption = approx. 0.08 A
 Direction indicator: 12 V/1.5 W, current consumption = approx. 0.12 A

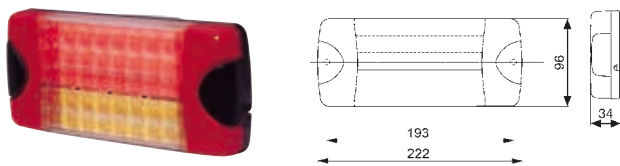
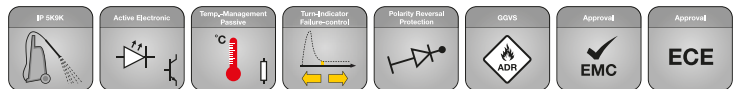
Silver, with 500 mm cable and open ends	2SD 343 910-001
With 200 mm cable, 4-pin AMP connector 282 106-1 to corresponding mating connector AMP 282 088-1	2SD 343 910-017
Silver, with integrated 4-pin AMP connector	2SD 343 910-027
Red, with 100 mm cable and 4-pin DEUTSCH connector	2SD 343 910-057

Type approval: ECE and

Without type approval and without pulse for indicator failure check

With 500 mm cable and open ends	2SD 343 910-037
---------------------------------	-----------------

This LED product has the following features:



DuraLED Combi

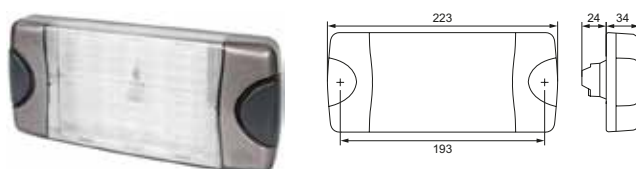
Multi-voltage 8–28 V, direction indicator/stop/tail light, for horizontal or vertical mounting, 2,500 mm cable with stripped ends, 40 LEDs and clear glass lens

Current consumption:
 12 V/9.5 W, current consumption = approx. 0.8 A

2SD 959 050-401

Type approval: ECE and

This LED product has the following features:



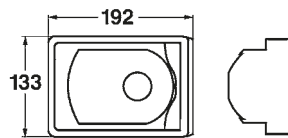

DuraLED

12 / 24 V, direction indicator/tail/stop light, for horizontal or vertical mounting, 2,500 mm cable with stripped ends, with 30 LEDs, clear glass lens and painted grey

With DEUTSCH connector	2SK 980 615-001
With 2,500 mm cable	2SK 980 603-503

Type approval: ECE and ECE GGVs / ADR regulations, EMC

Universal rear combination lights



REAR LIGHT

12 V, for horizontal installation

Red lens

Tail light with SAE type approval for vehicles < 2,032 mm and > 2,031 mm in width **2SA 008 805-007**

Stop light with SAE type approval for vehicles > 2,031 mm in width **2DA 008 805-017**

Tail/stop light for dual mounting, with SAE type approval for vehicles > 2,031 mm in width **2SB 008 805-027**

Rear fog light **2NE 008 805-037**

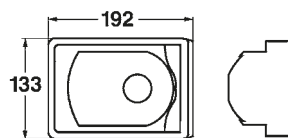
Crystal-clear lens

Reversing light with SAE type approval for vehicles < 2,032 mm and > 2,031 mm in width **2ZR 008 805-047**

Direction indicator for dual mounting **2BA 008 805-057**

Type approval: ECE 10151 and SAE

This LED product has the following features:



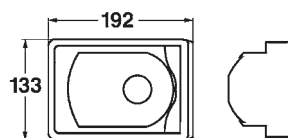
LED TAIL STOP LIGHT

For horizontal installation, with brilliant-finish clear lens

12 V/3 W, current consumption = approx. 0.25 A **2SB 345 982-367**

Type approval: ECE 10880

This LED product has the following features:



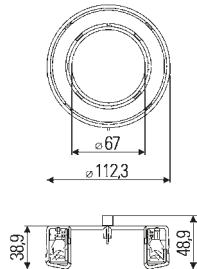
LED INDICATOR

For horizontal installation, with brilliant-finish clear lens

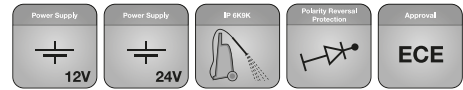
12 V/2 W, current consumption = approx. 0.17 A **2BA 345 982-347**

Type approval: ECE 034046 and 10880

Universal rear combination lights 112 mm ring modules



This LED product has the following features:



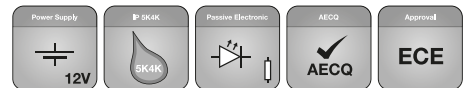
LED EDGE RING MODULES, DIAMETER 112 MM

12 or 24 V, tail/stop light in innovative LED Edge Light technology, ideal for combination with light series 009 001 (diameter 66 mm), optionally available with clear or red cover lens

12 V, red lens	2SB 009 362-301
24 V, red lens	2SB 009 362-321
12 V, clear lens	2SB 009 362-311
24 V, clear lens	2SB 009 362-331

Type approval: ECE 7R-025889

This LED product has the following features:

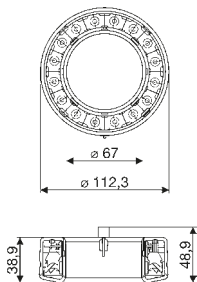


LED RING MODULES, DIAMETER 112 MM

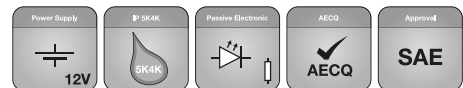
12 V, tail/stop light, ideal for combination with light series 009 001 (diameter 66 mm), optionally available with clear or red cover lens

Tail/stop light, red lens with ECE approval for double lights	2SB 009 362-041
Reflex reflector, red lens (not shown)	8RA 009 362-001
Tail/stop light, clear lens with ECE approval for double lights	2SB 009 362-021

Type approval: ECE 7747 and 7748



This LED product has the following features:



LED DIRECTION INDICATOR/TAIL/STOP LIGHT, DIAMETER 112 MM

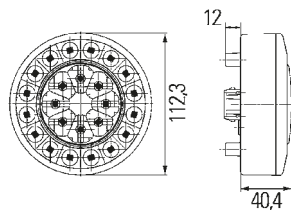
For rear installation, clear lens, with 24 red LEDs, suitable for light series 009 362 and 009 001

12 V/4.8 W, current consumption = approx. 0.4 A	2SD 009 362-201
---	-----------------

Type approval: SAE type approval for vehicles with width > 2,031 mm

For mounting or installation, with 16 LEDs, 2.4 W, for tail/stop light, 12 amber Power LEDs, 2.4 W, for direction indicator

12 V, without design ring	2SD 010 546-127
12 V, with silver-coloured design ring	2SD 010 546-137

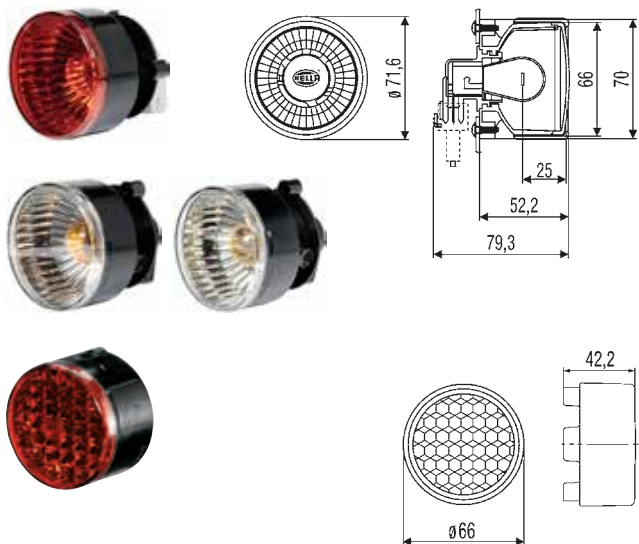
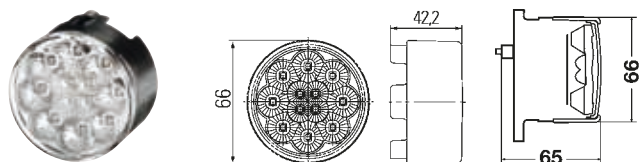


DESIGN RINGS, DIAMETER 118 MM

Suitable for light series 009 362, perfect high-gloss finish with one "click"

High-gloss chromium-plated	9HB 163 085-012
Silver	9HB 163 085-001

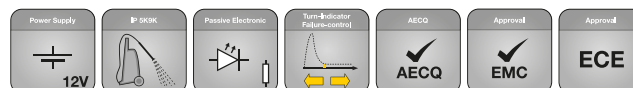
Universal rear combination lights 66 mm modules



ACCESSORIES FOR REAR COMBINATION LIGHTS, DIAMETER 66 MM

2-pin mating connector	8JD 156 150-807
3-pin mating connector	8JD 162 581-802
Adapter ring screw connection, frontal for rear combination lights, diameter 66 mm, direct mounting as well as mounting in ring module, black	9XD 161 119-007
Adapter ring, for installing LED lights or the reflex reflector in the ring module series ... 009 362-..., black	9XD 161 119-017

This LED product has the following features:



LED TAIL/STOP LIGHT AND DIRECTION INDICATOR, DIAMETER 66 MM

With clear lens, 12 LEDs and AMP connector

12 V, tail/stop light	2SB 009 001-401
12 V, direction indicator, without pulse	2BA 009 001-411
12 V, direction indicator, with pulse	2BA 009 001-431

Type approval: ECE 12390

REAR COMBINATION LIGHTS, DIAMETER 66 MM

With mounted bulbs, 12 V, incl. design ring

Red lens

Tail light with ECE approval for double lights	2SA 009 001-047
Stop light with ECE approval for double lights	2DA 009 001-057
Tail/stop light with ECE approval for double lights	2SB 009 001-067
Rear fog light with SAE type approval for vehicles < 2,032 mm and > 2,031 mm in width	2NE 009 001-027
Macro reflex reflector with SAE type approval for vehicles < 2,032 mm and > 2,031 mm in width	8RA 009 001-037

Grey lens

Direction indicator with ECE approval for double lights	2BA 009 001-007
Reversing light with SAE type approval for vehicles < 2,032 mm and > 2,031 mm in width	2ZR 009 001-017

With Silver Vision bulb

Direction indicator with ECE approval for double lights	2BA 009 001-191
---	-----------------

Type approval: ECE 3917, 6546, 7613, 23255, 3189 (reflex reflector)

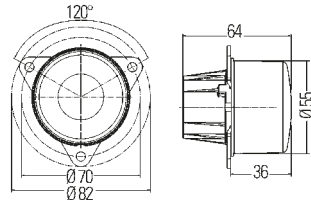
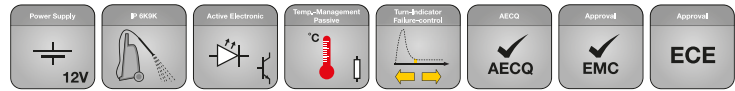
REAR COMBINATION LIGHTS DESIGN RINGS, DIAMETER 66 MM

Suitable for 66 mm light modules with diameter 71.6 mm (article number ... 009 001-... except LED versions), perfect high-gloss finish with one "click"

High-gloss chromium-plated	9HB 161 122-012
Silver	9HB 161 122-007
Premium silver	9HB 164 168-002
Locking ring, comet silver	8HG 162 530-002

Universal rear combination lights 55 mm LED modules

This LED product has the following features:



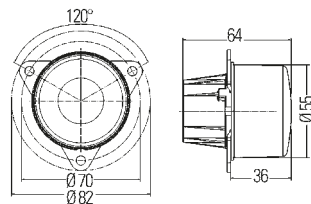

LED DIRECTION INDICATOR/TAIL/STOP LIGHT, DIAMETER 55 MM

For rear installation, clear lens with pattern and 500 mm connecting cable, 12 V / 1.1 W, current consumption = 0.09 A

Tail light	2SA 011 172-041
Stop light	2DA 011 172-061
Direction indicator, with pulse	2BA 011 172-031
Direction indicator, without pulse	2BA 011 172-021

Type approval: ECE (E) 3283, (E) 3284, (E) 10R-036317 and CCC

This LED product has the following features:



LED REAR FOG AND REVERSING LIGHT, DIAMETER 55 MM

for rear installation, clear lens with pattern and 500 mm connecting cable, 12 V / 2.5 W, current consumption = 0.21 A

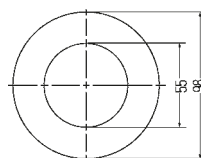
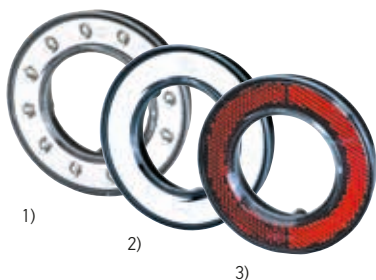
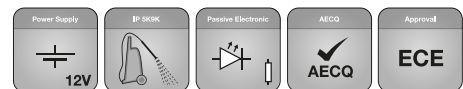
Rear fog light	2NE 011 172-081
----------------	-----------------

Type approval: ECE (E) 3286, (E) 10R-036317 and CCC

Back-up light	2ZR 011 172-101
---------------	-----------------

Type approval: ECE (E) 3285, (E) 10R-036317 and CCC

This LED product has the following features:



LED RING MODULES, DIAMETER 98 MM

12 V, for installation, ideal for combination with light series 011 172 (diameter 55 mm), optionally available with clear or red cover lens.

1) LED tail light/clearance light, with 12 red LEDs, clear lens, 12 V / 1.8 W, current consumption = approx. 0.15 A	2SA 008 405-021
---	-----------------

1) LED tail light/ stop light, with 12 red LEDs, clear lens, with passive Thermo Management, 12 V / 2.1 W, current consumption = approx. 0.15 A	2SB 008 405-101
---	-----------------

1) LED position light 12 V / 1.8 W, current consumption = approx. 0.15 A	2PF 008 405-061
---	-----------------

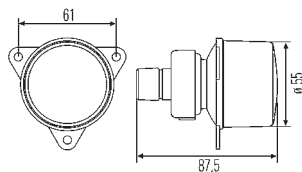
2) Chromium-plated finisher	8XU 008 405-031
-----------------------------	-----------------

3) Reflex reflector	8RA 008 405-001
---------------------	-----------------

Type approval: ECE (E) 1196, (E) 1197 and (E) 1892

Universal rear combination lights

55 mm modules



TAIL/STOP LIGHT AND REAR FOG LIGHT, DIAMETER 55 MM

12 V and 24 V, for installation, with red lens.

Tail light	2XA 008 221-021
Tail light with mounted 12 V / 5 W bulb	2SA 008 221-127
Stop light	2XA 008 221-021
Stop light with mounted 12 V / 21 W bulb	2DA 008 221-167

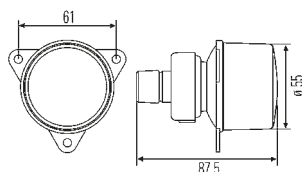
Type approval: ECE 1048 and 1049

Rear fog light	2NE 008 221-031
Rear fog light with mounted 12 V / 21 W bulb	2NE 008 221-137

Type approval: ECE 1050

Accessories

Harness with grommet	8KA 152 134-007
Grommet separate	9GT 137 236-007



DIRECTION INDICATOR AND REVERSING LIGHT, DIAMETER 55 MM

12 / 24 V, for installation with gray lens.

Indicator	2BA 008 221-041
Direction indicator with mounted amber 12 V / 21 W bulb	2BA 008 221-147

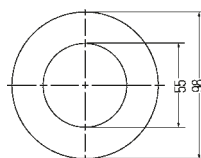
Type approval: ECE 878, 879 and 1051

Back-up light	2ZR 008 221-051
Reversing light with mounted 12 V / 21 W bulb	2ZR 008 221-157

Type approval: ECE 1052 and SAE type approval for vehicles with width < 2,032 mm and > 2,031 mm

Accessories

Harness with grommet	8KA 152 134-007
Grommet separate	9GT 137 236-007

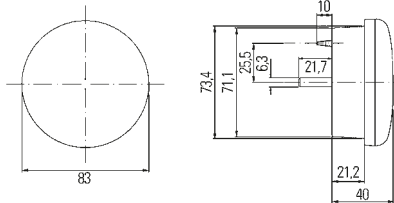
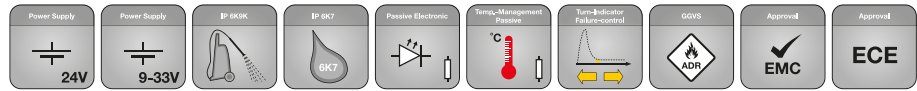


EXAMPLES OF COMBINATION POSSIBILITIES

Rear lighting	
1) Tail light and direction indicator	2BA 008 221-041 and 2SA 008 405-021
2) Stop light and reversing light	2XA 008 221-021 and 8RA 008 405-001
Heat-conducting shield (necessary at > 50 °C ambient temperature)	9XB 161 749-007

Universal rear combination lights

These LED products have the following properties



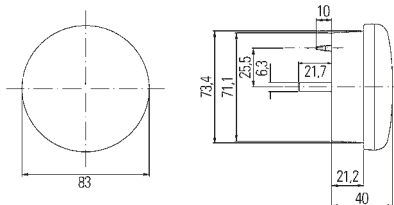
LED TAIL LIGHT/STOP LIGHT, DIAMETER 83 MM

With red lens, 12 LEDs, for installation and 2,500 mm cable
24 V/4 W, current consumption = approx. 0.17 A

24 V

2SB 959 010-301

Type approval: ECE 12373 and 031671



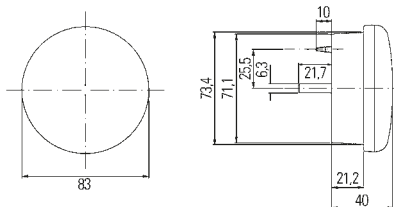
LED DIRECTION INDICATOR/TAIL/STOP LIGHT, DIAMETER 83 MM

With clear cover lens, 16 LEDs, for installation, with 2,500 mm cable and pulse for direction indicator failure monitor
24 V/5 W, current consumption = approx. 0.2 A

24 V

2SD 959 010-401

Type approval: ECE 1538 and 031671



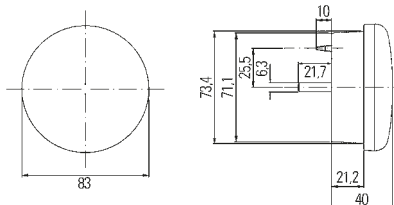
LED DIRECTION INDICATOR, DIAMETER 83 MM

With amber lens, 12 LEDs, for installation, with 2,500 mm cable and pulse for direction indicator failure monitor
24 V/3 W, current consumption = approx. 0.13 A

24 V

2BA 959 011-301

Type approval: ECE 12373 and 031671



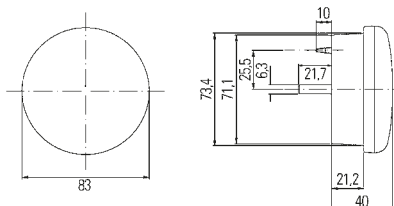
LED REVERSING LIGHT, DIAMETER 83 MM

With clear lens, 24 LEDs, for installation and 2,500 mm cable
12 V/3 W, current consumption = approx. 0.33 A
24 V/3 W, current consumption = approx. 0.17 A

Multivolt

2ZR 959 010-501

Type approval: ECE 11391 and 031671



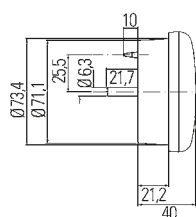
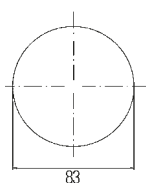
LED REAR FOG LIGHT, DIAMETER 83 MM

With clear lens, 24 LEDs, for installation and 2,500 mm cable
12 V/3 W, current consumption = approx. 0.25 A
24 V/3 W, current consumption = approx. 0.13 A

2NE 959 011-501

Type approval: ECE 11391 and 031671

Universal rear combination lights


TAIL/STOP LIGHT, DIAMETER 83 MM

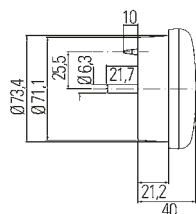
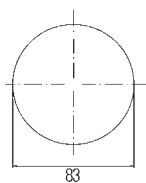
With red lens, 12 V bulb, for installation, PC lens with black PC housing, welded, 2 holes with 4.1 mm diameter for fastening screws

12 V, red lens **2SB 302 252-057**

Spare parts

P21/5W bulb, 12 V **8GD 002 078-121**

Type approval: ECE 10909


REAR FOG LIGHT, DIAMETER 83 MM

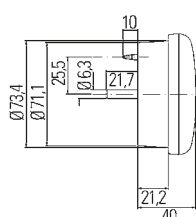
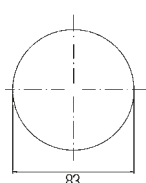
With red lens, 12 V bulb, for installation, PC lens with black PC housing, welded, 2 holes with 4.1 mm diameter for fastening screws

12 V, red lens **2NE 302 252-037**

Spare parts

P21W bulb, 12 V **8GA 002 073-121**

Type approval: ECE 10909


REVERSING LIGHT, DIAMETER 83 MM

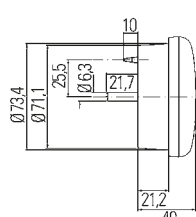
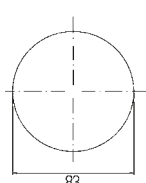
With grey lens, 12 V bulb, for installation, PC lens with black PC housing, welded, 2 holes with 4.1 mm diameter for fastening screws

12 V, grey lens **2ZR 302 252-047**

Spare parts

P21W bulb, 12 V **8GA 002 073-121**

Type approval: ECE 10909


DIRECTION INDICATOR, 83 MM DIAMETER

With amber lens, 12 V bulb, for rearward installation, PC lens with black PC housing, welded, 2 holes with 4.1 mm diameter for fastening screws

12 V, amber lens **2BA 302 252-027**

Spare parts

P21W bulb, 12 V **8GA 002 073-121**

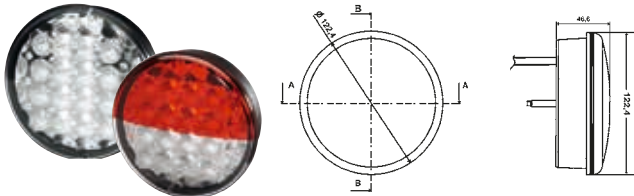
Type approval: ECE 10909

Universal rear combination lights

This LED product has the following features:



LED DIRECTION INDICATOR/TAIL/STOP LIGHT, DIAMETER 122 MM



For mounting, redesign of series 964 169, 24 LEDs, active electronics.
 Tail light: 12 V/1 W, current consumption = approx. 0.08 A
 Stop light: 12 V/2 W, current consumption = approx. 0.17 A
 Direction indicator: 12 V/2 W, current consumption = approx. 0.17 A

With clear lens 2SD 344 200-001

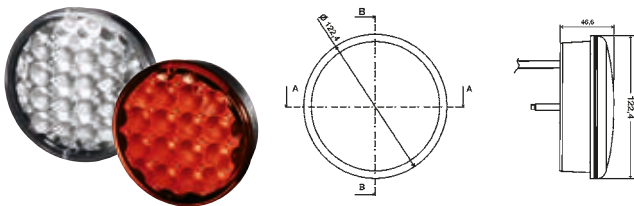
With red/ clear lens 2SD 344 200-071

Type approval: ECE 12371, 12658 and 03 4895

This LED product has the following features:



LED TAIL LIGHT/STOP LIGHT, DIAMETER 122 MM



For mounting, active electronics.
 Tail light: 12 V/1 W, current consumption = approx. 0.08 A
 Stop light: 12 V/3 W, current consumption = approx. 0.25 A

With clear lens 2SB 344 200-021

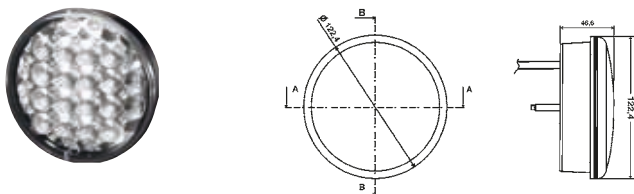
With red lens 2SB 344 200-081

Type approval: ECE 12658 and 03 4895

This LED product has the following features:



LED DIRECTION INDICATOR, DIAMETER 122 MM



For mounting, active electronics.
 Direction indicator: 12 V/3 W, current consumption = approx. 0.25 A

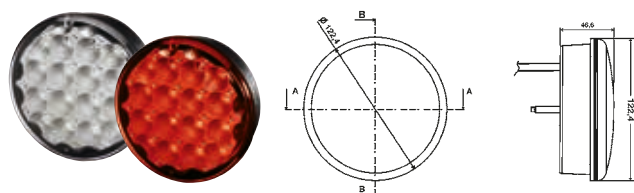
With clear lens 2BA 344 200-031

Type approval: ECE 12658 and 03 4895

This LED product has the following features:



LED REAR FOG LIGHT, DIAMETER 122 MM



For mounting, active electronics
 Rear fog light: 12 V/2 W, current consumption = approx. 0.17 A

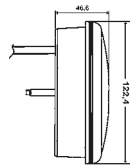
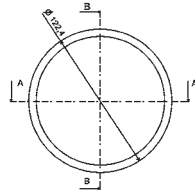
With clear lens 2NE 344 200-061

With red lens 2NE 344 200-091

Type approval: ECE 14198 and 03 4895

Universal rear combination lights

This LED product has the following features:



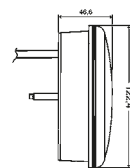
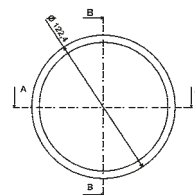
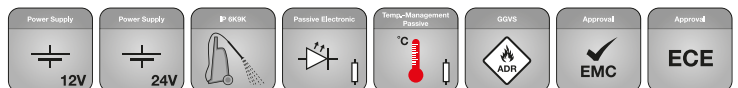
LED REVERSING LIGHT, DIAMETER 122 MM

For mounting, clear lens, active electronics.
Reverse light: 12 V / 2 W, current consumption = approx. 0.17 A

12 V	2ZR 344 200-051
12 V, incl. rear fog light	2NR 344 169-441
24 V, incl. rear fog light	2NR 344 169-461

Type approval: ECE 14198 and 03 4895

This LED product has the following features:



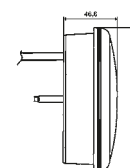
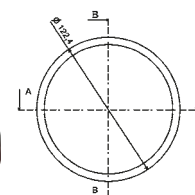
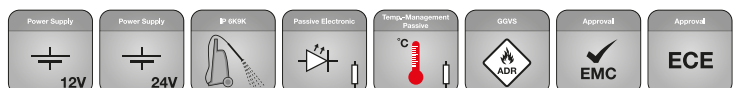
LED TAIL LIGHT/STOP LIGHT, DIAMETER 122 MM

For mounting, passive electronics.

12 V, clear lens	2SB 344 200-221
24 V, clear lens	2SB 344 200-321
12 V, red lens	2SB 344 200-231
24 V, red lens	2SB 344 200-331

Type approval: ECE 12658 and 03 0235

This LED product has the following features:



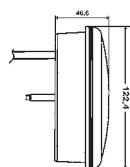
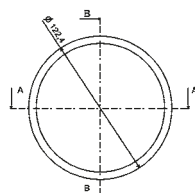
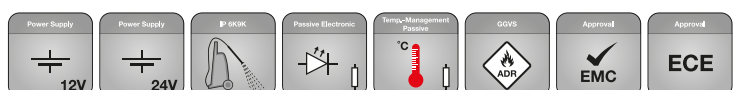
LED DIRECTION INDICATOR/TAIL/STOP LIGHT, DIAMETER 122 MM

For mounting, passive electronics.

12 V, clear lens	2SD 344 200-201
12 V, red/ clear lens	2SD 344 200-211
24 V, red/ clear lens	2SD 344 200-311
12 V, red/amber lens	2SD 344 200-251

Type approval: ECE 12371 and 03 0235

This LED product has the following features:



LED DIRECTION INDICATOR, DIAMETER 122 MM

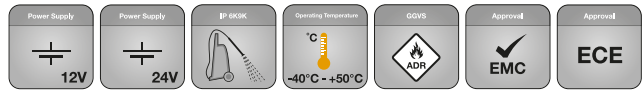
For mounting, clear lens, passive electronics.

12 V	2BA 344 200-241
24 V	2BA 344 200-341

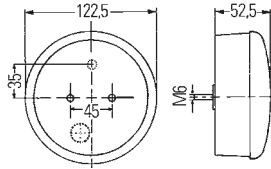

Type approval: ECE 12658 and 03 0235

Universal rear combination lights

This LED product has the following features:



LED REAR FOG LIGHT/REVERSING LIGHT, DIAMETER 122 MM

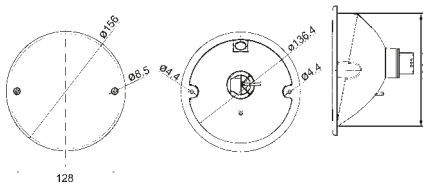


Combination light, long service life with low current consumption, rear fog light in red.

12 V	2NR 344 169-441
24 V	2NR 344 169-461

Type approval: ECE 5876

REAR FOG LIGHT



With integrated reflex reflector.

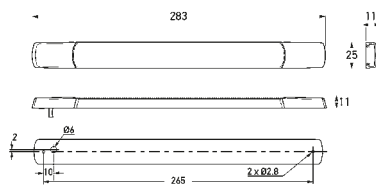
12 V, inc. bulb	2NE 344 610-007
12 V, without bulb	8RA 344 610-017

Type approval: ECE 5857

This LED product has the following features:



LED TAIL LIGHT/STOP LIGHT "STRIP LAMP"



Mounting variant, horizontal and vertical, low power consumption, 12 and 24 V, lens made from highly impact-resistant Grilamid®, with 300 mm cable.


12 V	2SB 980 887-011
24 V	2SB 980 887-211

Type approval: ECE 10R 04-2913 and 5891

This LED product has the following features:



LED DIRECTION INDICATOR "STRIP LAMP"



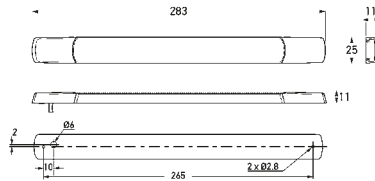
Without pulse for direction indicator failure monitor, mounting variant, horizontal and vertical, low power consumption, 12 and 24 V, lens made from highly impact-resistant Grilamid®, with 2,500 mm cable.

12 V	2BA 980 888-011
24 V	2BA 980 888-211

Type approval: ECE 10R 04-2910 (only 24 V) and 5891

Universal rear combination lights

This LED product has the following features:



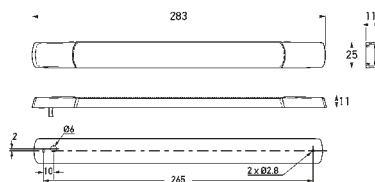
LED ADDITIONAL STOP LIGHT "STRIP LAMP"

Mounting variant, horizontal and vertical, low power consumption, 12 and 24 V, lens made from highly impact-resistant Grilamid®, with 2,500 mm cable.

12 V	2DA 890 887-311
24 V	2DA 980 887-411

Type approval: ECE 10R 04-2910 (only 24 V) and 0087

This LED product has the following features:




LED REAR FOG LIGHT "STRIP LAMP"

Mounting variant, horizontal and vertical, low power consumption, 12 and 24 V, lens made from highly impact-resistant Grilamid®, with 2,500 mm cable.

12 V	2NE 980 889-501
24 V	2NE 980 889-601

Type approval: ECE 10R 04-2910 (only 24 V) and 0010

This LED product has the following features:



LED REVERSING LIGHT "STRIP LAMP"

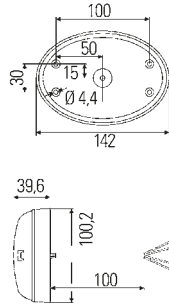
Mounting variant, horizontal or vertical, low power consumption, 12 and 24 V, lens made from highly impact-resistant Grilamid®, with 2,500 mm cable.

12 V, horizontal	2ZR 980 889-011
12 V, vertical	2ZR 980 889-111
24 V, horizontal	2ZR 980 889-211
24 V, vertical	2ZR 980 889-311

Type approval: ECE 0027 (horizontal) and 0028 (vertical)

Universal rear combination lights

This LED product has the following features:



LED TAIL LIGHT/STOP LIGHT "OVAL"

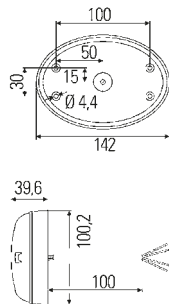
For mounting onto the vehicle, left or right, horizontal or vertical, with 100 mm cable and open end, punch out water drain hole. The individual light functions may only be operated with a vehicle fuse of max. 3A.

12 red LEDs for tail light: (reduced power):
 9 V / 0.2 W, current consumption = approx. 0.02 A,
 32 V / 0.6 W, current consumption = approx. 0.02 A
 12 red LEDs for stop light:
 9 V / 1.6 W, current consumption = approx. 0.18 A,
 32 V / 2.5 W, current consumption = approx. 0.08 A

24 red LEDs 2SB 343 390-091

Type approval: ECE and E1 03 4631

This LED product has the following features:



LED "OVAL" DIRECTION INDICATOR/TAIL/STOP LIGHT

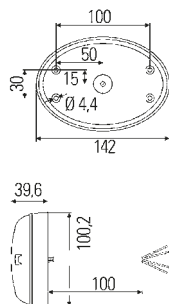
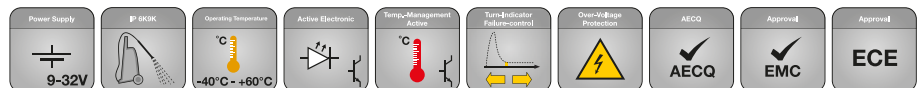
For mounting onto the vehicle, left or right, horizontal or vertical, with 100 mm cable and open end, punch out water drain hole. The individual light functions may only be operated with a vehicle fuse of max. 3A.

12 red LEDs for tail light: (reduced power):
 9 V / 0.2 W, current consumption = approx. 0.02 A,
 32 V / 0.3 W, current consumption = approx. 0.01 A
 12 red LEDs for stop light:
 9 V / 0.9 W, current consumption = approx. 0.1 A,
 32 V / 1.2 W, current consumption = approx. 0.04 A
 12 amber LEDs for direction indicator:
 9 V / 1.2 W, current consumption = approx. 0.13 A,
 32 V / 2.1 W, current consumption = approx. 0.07 A

24 red and 12 amber LEDs 2SD 343 390-011

Type approval: ECE and E1 03 4631

This LED product has the following features:



LED DIRECTION INDICATOR "OVAL"

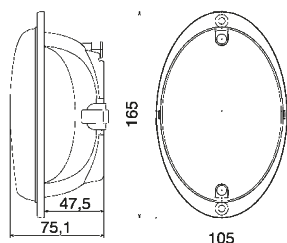
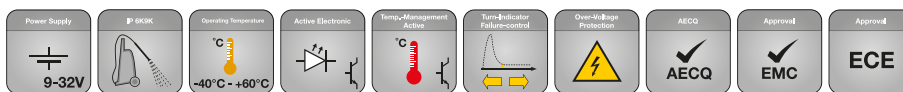
For mounting on the vehicle, left or right, horizontal or vertical, with 100 mm cable and open end, direction indicator failure monitor integrated, punch out water drain hole. The individual light functions may only be operated with a vehicle fuse of max. 3A.

9 V / 2.0 W, current consumption = approx. 0.22 A
 32 V / 2.9 W, current consumption = approx. 0.09 A

24 amber LEDs 2BA 343 390-071

Type approval: ECE and E1 03 4631

This LED product has the following features:



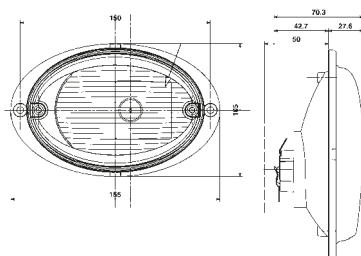
LED "OVAL" DIRECTION INDICATOR/TAIL/STOP LIGHT

For installation on the vehicle, left or right, vertical, with housing top and integrated 4-pin DEUTSCH connector, water drain hole is already opened. The individual light functions may only be operated with a vehicle fuse of max. 3A.

- 12 red LEDs for tail light: (reduced power):
 9 V / 0.2 W, current consumption = approx. 0.02 A,
 32 V / 0.3 W, current consumption = approx. 0.01 A
- 12 red LEDs for stop light:
 9 V / 0.9 W, current consumption = approx. 0.1 A,
 32 V / 1.2 W, current consumption = approx. 0.04 A
- 12 amber LEDs for direction indicator:
 9 V / 1.2 W, current consumption = approx. 0.13 A,
 32 V / 2.1 W, current consumption = approx. 0.07 A

2SD 343 390-401

Type approval: ECE and 03 4631



"OVAL LIGHT" COMBINATION REAR LIGHT

For installation and mounting, horizontal and vertical, lens with stripe pattern, housing with circumferential black rim, fully preassembled, with 100 mm cable and mounted 12 V bulb.

Tail light, left	2SA 343 400-217
Tail light, right	2SA 343 400-227

Type approval: ECE 823

Stop light, left	2DA 343 400-237
Stop light, right	2DA 343 400-247

Type approval: ECE 821

Tail/stop light, left	2SB 343 400-317
Tail/stop light, right	2SB 343 400-327

Type approval: ECE 822

Direction indicator, left	2BA 343 400-257
Direction indicator, right	2BA 343 400-267

Type approval: ECE 655

Rear fog light, left	2NE 343 400-277
Rear fog light, right	2NE 343 400-287

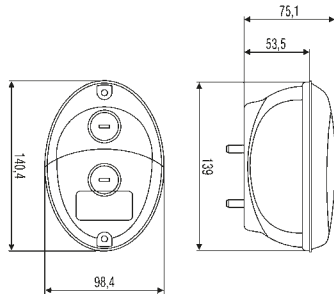
Type approval: ECE 3812

Reversing light, left	2ZR 343 400-297
Reversing light, right	2ZR 343 400-307

Type approval: ECE 3812

Can also be used as a front indicator in accordance with Category 1.

Universal rear combination lights



TAIL/STOP LIGHT AND REAR FOG LIGHT "OVAL"

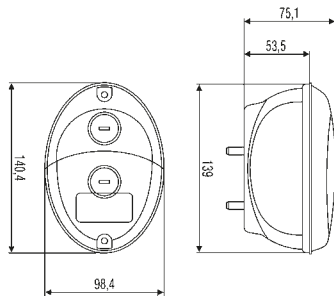
With brilliant appearance, ideal for horizontal and vertical installation and mounting, on the right or left (rotate light 180°), can be used for 12 V and 24 V operation, punch out the water drain hole before installation and put on the seal, black housing colour, clear cover lens.

Tail light/stop light **2SB 343 130-021**

Type approval: ECE Ⓔ 7698 and SAE type approval for vehicles with width < 2,032 mm and > 2,031 mm

Rear fog light **2NE 343 130-031**

Type approval: ECE Ⓔ 3919

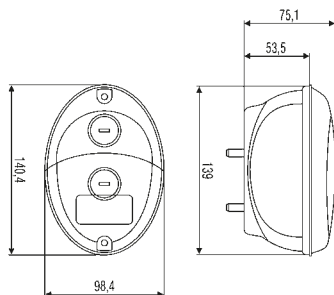


DIRECTION INDICATOR "OVAL"

Suitable for horizontal and vertical installation and mounting, right or left (rotate light through 180°), 12 and 24 V, punch out the water drain hole before installation and insert the seal, amber cover lens.

Indicator **2BA 343 130-051**

Type approval: ECE Ⓔ 6550 and SAE type approval for vehicles with width < 2,032 mm and > 2,031 mm



"OVAL" REVERSING LIGHT

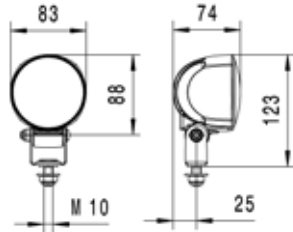
With brilliant appearance, ideal for horizontal and vertical installation and mounting, on the right or left (rotate light 180°), can be used for 12 V and 24 V operation, punch out the water drain hole before installation and put on the seal, black housing colour, clear cover lens.

Back-up light **2ZR 343 130-041**

Type approval: ECE Ⓔ 23257 and SAE type approval for vehicles with width < 2,032 mm and > 2,031 mm

Auxiliary reversing lights ECE type approval

This LED product has the following features:



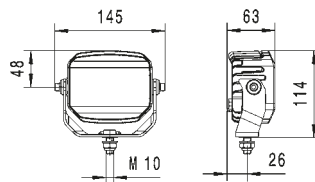
MODULE 70 LED REVERSING LIGHT

800 lumens, power requirement 13 W, colour temperature 6,500° K, high-grade aluminium housing, 2,000 mm cable, extra-wide close-range illumination, upright/pendant mounting with CoroSafe coating.

2ZR 996 376-091

Type approval: ECE R23, ECE R10

This LED product has the following features:



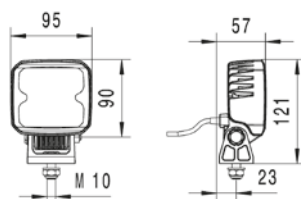
POWER BEAM 1000 REVERSING LIGHT

850 lumens, power requirement 15 W, colour temperature 6,500° K, high-quality aluminium housing, extra-wide close-range illumination, highly vibration-resistant thanks to heavy-duty surrounding bracket, upright/pendant mounting, with DT connector.

2ZR 996 188-121

Type approval: ECE R23, ECE R10

This LED product has the following features:



Q90 COMPACT LED REVERSING LIGHT

1,000 lumens, power requirement: 15 W, colour temperature: 6,500° K, heat-conducting plastic housing, total corrosion protection thanks to Thermo Pro technology, mounting upright/pendant.

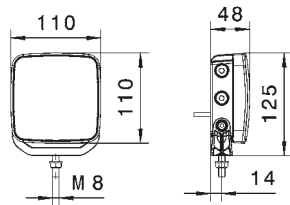
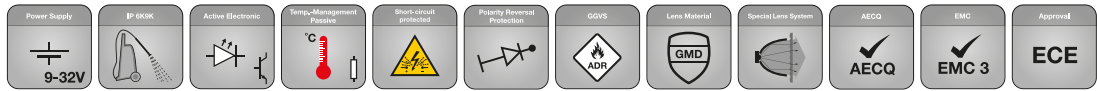
2,000 mm cable 2ZR 996 284-501

500 mm cable and DT connector, ADR / GGVSEB-tested 2ZR 996 284-511

Type approval: ECE R23, ECE R10

Auxiliary reversing lights
ECE type approval

This LED product has the following features:



REPULSE Ultra, 3 LEDs

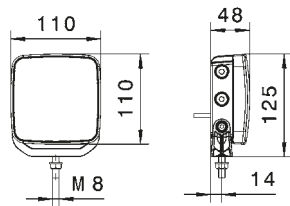
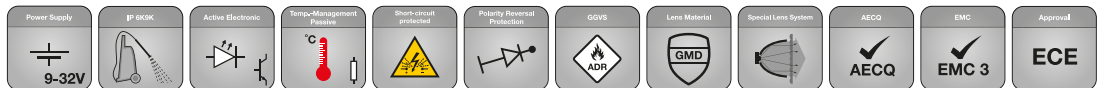
870 lumens, power requirement: 11 W, colour temperature: 5,500° K, heat-conducting plastic housing, total corrosion protection thanks to Thermo Pro technology, mounting upright/pendant.

6.3 mm flat receptacles
with 3,500 mm connection cable

2ZR 012 456-111

Type approval: ECE R23, ECE R10

This LED product has the following features:



REPULSE PRO, 3 LEDs

870 lumens, power requirement: 11 W, colour temperature: 5,500° K, heat-conducting plastic housing, total corrosion protection thanks to Thermo Pro technology, mounting upright/pendant.

2-pin AMP SUPERSEAL connector
with 2,000 mm connection cable

2ZR 012 456-201

2-pin EasyConn connector (angled at 90°)
with 1,000 mm connecting lead

2ZR 012 456-211

6.3 mm flat receptacles
with 3,500 mm connection cable

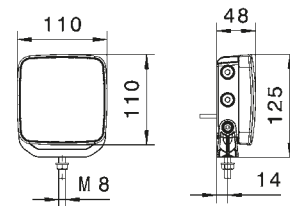
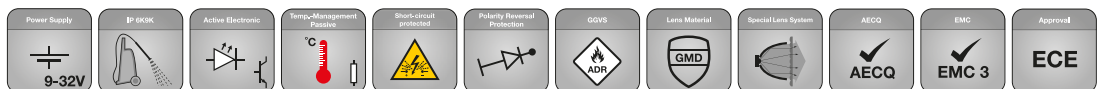
2ZR 012 456-221

Amphenol DT connector AT04-2P
with 500 mm cable

2ZR 012 456-231

Type approval: ECE R23, ECE R10

This LED product has the following features:



REPULSE, 1 LED

870 lumens, power requirement: 11 W, colour temperature: 5,500° K, heat-conducting plastic housing, total corrosion protection thanks to Thermo Pro technology, mounting upright/pendant.

2-pin AMP SUPERSEAL connector
with 2,000 mm connection cable

2ZR 012 456-001

2-pin EasyConn connector (angled at 90°)
with 1,000 mm connecting lead

2ZR 012 456-011

6.3 mm flat receptacles
with 3,500 mm connection cable

2ZR 012 456-021

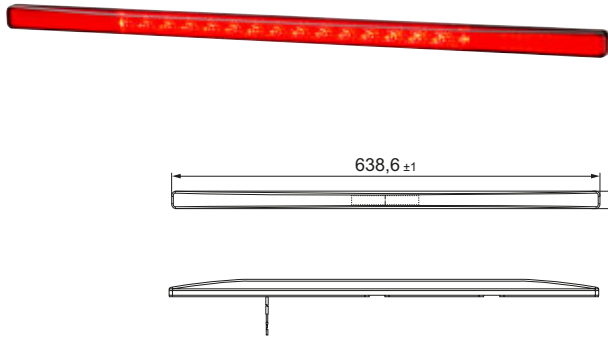
Amphenol DT connector AT04-2P
with 500 mm cable

2ZR 012 456-031

Type approval: ECE R23, ECE R10

Auxiliary stop lights

This LED product has the following features:



CHMSL AUXILIARY STOP LIGHT LongLED, 16 LEDs

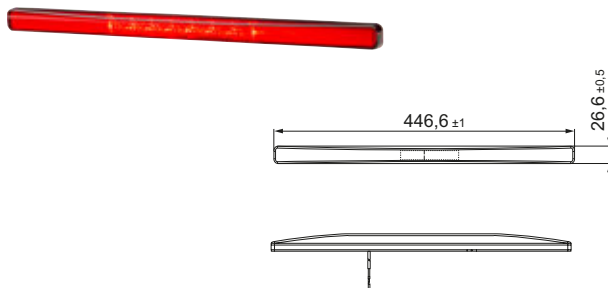
For horizontal mounting, 16 LEDs, 637 mm long, extremely slimline design with a profile height of just 11 mm, highly efficient electronic mounting with a power consumption of > 3 W, fully sealed housing, high vibration resistance.

12 V/2.8 W, current consumption = approx. 0.22 A
 24 V/1.5 W, current consumption = approx. 0.06 A

12 V	2DA 012 596-021
24 V	2DA 012 596-031

Type approval: ECE, SAE and CCC

This LED product has the following features:



CHMSL AUXILIARY STOP LIGHT LongLED, 8 LEDs

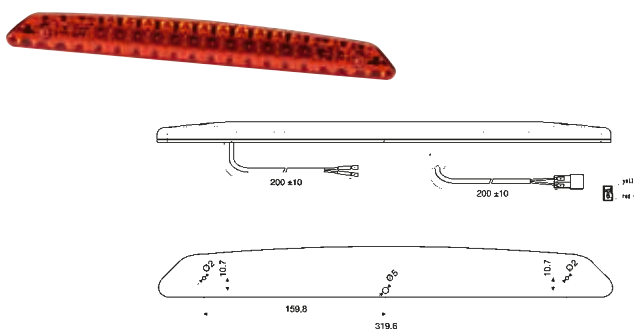
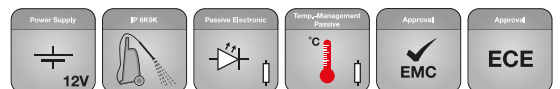
For horizontal mounting, 8 LEDs, 445 mm long, extremely slimline design with a profile height of just 11 mm, highly efficient electronic mounting with a power consumption of just 3 W, fully sealed housing, high vibration resistance.

12 V/1.5 W, current consumption = approx. 0.12 A
 24 V/1 W, current consumption = approx. 0.04 A

12 V	2DA 012 596-001
24 V	2DA 012 596-011

Type approval: ECE, SAE and CCC

This LED product has the following features:



LED AUXILIARY STOP LIGHT

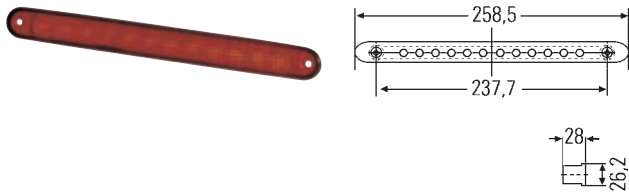
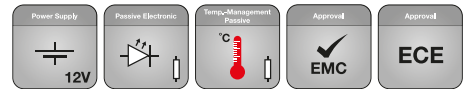
For horizontal mounting, with 12 red LEDs, in brilliant finish, with 3D effect thanks to each LED being embedded in a separate reflector, with 200 mm cable, 12 V/1.8 W, current consumption = approx. 0.15 A

12 V, red lens	2DA 343 800-001
12 V, red lens	2DA 343 800-007
12 V, with rubber base	2DA 343 800-057

Type approval: ECE 7715

Auxiliary stop lights

This LED product has the following features:



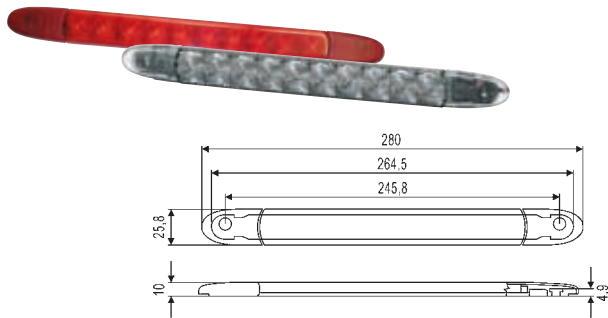
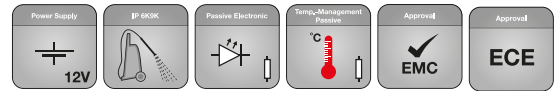
LED AUXILIARY STOP LIGHT

For horizontal installation, with 12 red LEDs, 2,500 mm cable and open cable ends, 12 V / 2 W, current consumption = approx. 0.16 A

12 V, red lens	2DA 959 071-537
12 V, clear lens	2DA 959 071-037

Type approval: ECE 7547

This LED product has the following features:



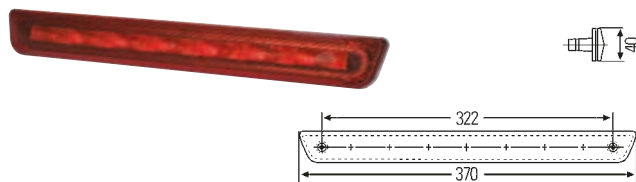
LED AUXILIARY STOP LIGHT

For horizontal or vertical mounting, with 10 red LEDs, with 3,000 mm cable, installation height 9.5 mm (installation position) 12 V / 0.7 W, current consumption = approx. 0.06 A

Red lens	
For screw attachment	2DA 343 106-001
Self-adhesive, for smooth and clean surfaces	2DA 343 106-201
Smoked glass lens	
For screw attachment	2DA 343 106-021
Self-adhesive, for smooth and clean surfaces	2DA 343 106-221

Type approval: ECE 7696


AUXILIARY STOP LIGHT



For horizontal installation, red lens, with pre-fitted 12 V bulbs, 2.3 W	
With PE foam seal, coated on both sides with adhesive	2DA 008 136-021
Screw attachment from the front through the lens (screws are not included)	2DA 008 136-011

Type approval: ECE 02799

AUXILIARY STOP LIGHT



For horizontal mounting, with 12 V bulbs, 2.3 W, cable 146 751-00 included loose.	
	2DA 008 136-031

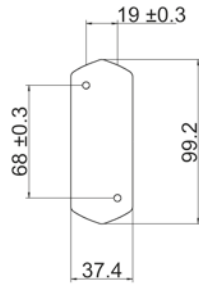
Type approval: ECE 02799

Accessories (order separately):

Cable with grommet	8KA 146 751-007
--------------------	-----------------

Clearance lights

This LED product has the following features:



LED CLEARANCE LIGHT

Red/ clear lens, with direct screw connection and black AMP SUPERSEAL, black frame for direct screw connection.

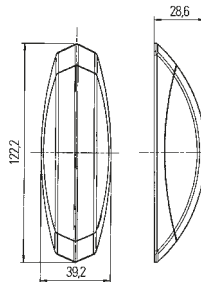
12 V	2XS 205 020-001
24 V	2XS 205 020-011

Type approval: ECE 3011

Red/ clear lens, with direct screw connection and 500 mm cable, welded, without connector housing, black frame for direct screw connection.

12 V	2XS 205 020-041
24 V	2XS 205 020-051

Type approval: ECE 3011



CLEARANCE LIGHT

For vertical mounting

Red/white with grey base plate

Left, with 12 V bulb	2XS 008 479-001
Right, with 12 V bulb	2XS 008 479-011
Left, without bulb	2XS 008 479-061
Right, without bulb	2XS 008 479-071

Red/white with white base plate

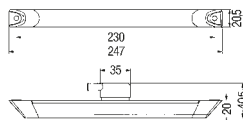
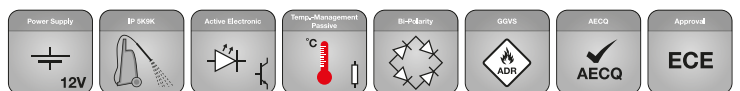
Left	2XS 008 479-081
Right	2XS 008 479-091

Red with grey base plate, PO function silver-coloured, opaque

Left	2XS 008 479-107
Right	2XS 008 479-117

Type approval: ECE 3011

This LED product has the following features:



LED CLEARANCE LIGHT

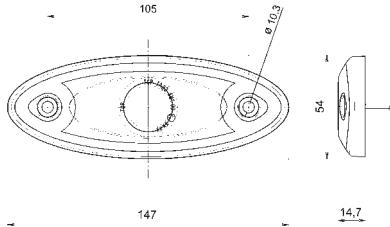
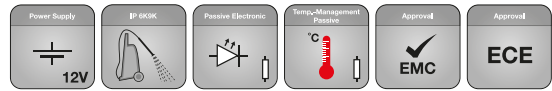
For horizontal or vertical mounting, with 2 LEDs and light guide in red, 2 screw holes diameter 5.4 mm for fastening screws. 12 V / 0.7 W, current consumption = approx. 0.06 A

12 V	2XS 008 078-011
------	-----------------

Type approval: ECE 0515

Clearance lights

This LED product has the following features:



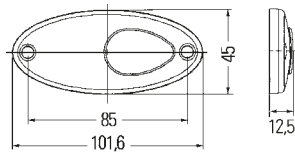
LED CLEARANCE LIGHT

12 V, for horizontal mounting, modern night-time design and high level of safety thanks to maximum illumination area.

500 mm cable 2TM 344 690-357

Type approval: ECE 7597 and 031721

This LED product has the following features:

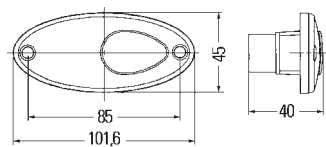


LED CLEARANCE LIGHT

12 V, for horizontal mounting, 2 LEDs, with seal
12 V / 0.5 W, current consumption = approx. 0.04 A

5,000 mm cable 2TM 964 295-101

Type approval: ECE 0302



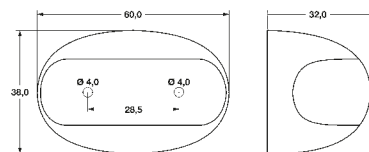
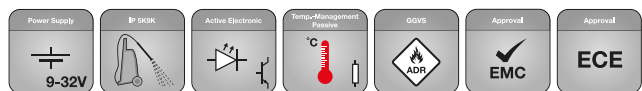
CLEARANCE LIGHT

For horizontal or vertical installation, with installed 12 V bulb and seal

2XS 964 295-031

Type approval: ECE 812

This LED product has the following features:



LED CLEARANCE LIGHT

For horizontal mounting, 2 LEDs, 8-28 V
12 V / 0.5 W, current consumption = approx. 0.04 A


500 mm cable 2XA 959 560-401

5,000 mm cable 2XA 959 560-411

Type approval: ECE 7574 and 031721

Clearance lights

This LED product has the following features:



DuraLED CLEARANCE LIGHT, MOUNTING

Mounting variant with 2 LEDs, slimline design with 9 mm profile, horizontal or vertical installation, IP 6K7, IP 6K9K, high vibration resistance, extremely low energy consumption, multi-voltage 9 – 33 V, hermetically sealed to protect against dirt and humidity.

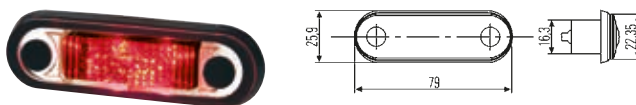
With 500 mm cable, x1	2XS 959 855-401
With 500 mm cable, x24	2XS 959 855-407
With 2,500 mm cable, x1	2XS 959 855-441
With 2,500 mm cable, x16	2XS 959 855-447
With 500 mm cable, x1	2XS 959 855-451
With 500 mm cable, x24	2XS 959 855-457

Type approval: ECE 587 and EMC 10R-042899

Accessories and spare parts

Wheel cover, polished stainless steel (ECE engraving)	9AB 959 685-201
Contour seal	9GD 958 028-001
Flat, rectangular seal (x8)	9GD 980 867-507
Cap for screw top, black (x4)	9HD 980 858-008
Cap for screw top, white (x4)	9HD 980 858-018

This LED product has the following features:



CLEARANCE LIGHT, INSTALLATION

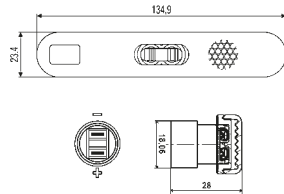
For horizontal or vertical installation, clear lens with 2 red LEDs, can be used as tail light or clearance light, 8–28 V
12 V/0.5 W, current consumption = approx. 0.04 A

500 mm cable with caps	2XA 959 790-401
5,000 mm cable with caps	2XA 959 790-411

Type approval: ECE 7597 and 031721

Clearance lights and reflex reflectors

This LED product has the following features:



LED CLEARANCE LIGHT

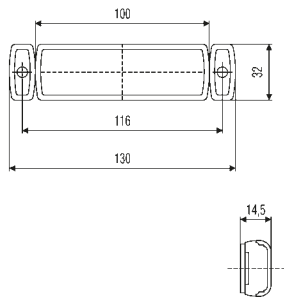
For horizontal mounting, with 2 LEDs, self-adhesive, with 6.3 mm contacts and mating connector grommet

12 V 2XS 009 226-107

Counterplug grommet (order separately) 9GT 186 597-007

Type approval: ECE 3017

This LED product has the following features:



LED CLEARANCE LIGHT

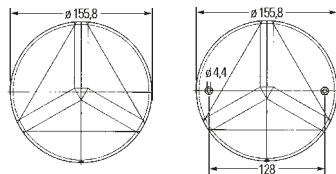

For horizontal or vertical mounting, with reflex reflector, 12 V, 2 holes for fastening screws B 4.2, 12 V / 0.6 W, current consumption = approx. 0.05 A

500 mm cable 2TM 008 645-931

5,000 mm cable 2TM 008 645-921

For horizontal surface-mounting, the LED field must point to the outer vehicle edge.
For vertical surface-mounting, the LED field may point upwards or downwards.
(Clearance light can also be used as a tail light with reflector.)

Type approval: ECE 1395 and 1398

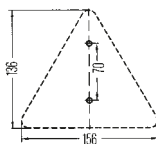


REFLEX REFLECTORS

Self-adhesive, red 8RA 343 220-007

With 2 holes for fastening screws, red 8RA 343 220-017

Type approval: ECE 023191




REFLEX REFLECTORS

2 holes, Ø 6 mm, for fastening screws

Red 8RA 002 020-001

Type approval: ECE 02346

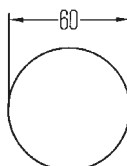
Reflex reflectors


REFLEX REFLECTORS

For horizontal or vertical mounting, suitable for combination with light series 009 226.

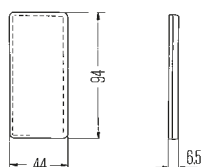
Red, self-adhesive	8RA 009 226-137
Amber, self-adhesive	8RA 009 226-127
White, self-adhesive	8RA 009 226-117

Type approval: ECE 020668


REFLEX REFLECTORS

Red, self-adhesive	8RA 002 014-281
Amber, self-adhesive	8RA 002 014-301
White, self-adhesive	8RA 002 014-291

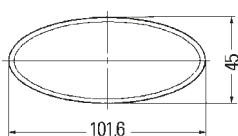
Type approval: ECE 3535


REFLEX REFLECTORS

For horizontal or vertical mounting

Red, self-adhesive	8RA 003 326-031
Amber, self-adhesive	8RA 003 326-041
White, self-adhesive	8RA 003 326-051

Type approval: ECE 0292031


REFLEX REFLECTORS

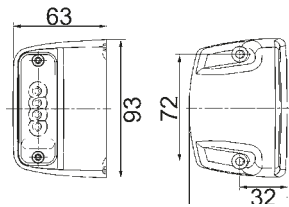
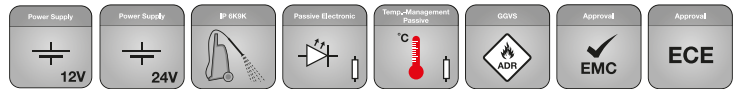
For horizontal or vertical mounting, suitable for combination with light series 964 295

Red, self-adhesive	8RA 343 160-007
Amber, self-adhesive	8RA 343 160-027
White, self-adhesive	8RA 343 160-017

Type approval: ECE 3190

Licence plate lights

This LED product has the following features:



LED LICENCE PLATE LIGHT

For mounting on the right or left next to the licence plate, only 1 light needed for illumination. Clear lens, with 4 LEDs, black plastic housing.

Licence plate 520 x 120 mm

12 V, with blade terminal 6.3 x 0.8 mm **2KA 010 278-321**

24 V, with blade terminal 6.3 x 0.8 mm **2KA 010 278-021**

24 V, with 500 mm cable and a 2 pin EasyConn plug **2KA 010 278-051**

24 V, with 2,000 mm cable and 6.3 x 0.8 mm flat plug **2KA 010 278-031**

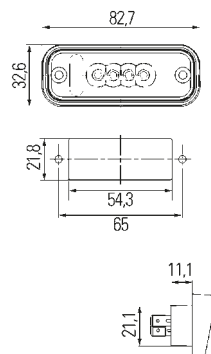
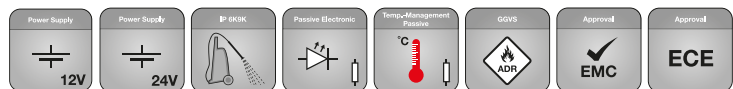
Licence plate 340 x 240 mm or 280 x 200 mm

12 V, with blade terminal 6.3 x 0.8 mm **2KA 010 278-421**

24 V, with blade terminal 6.3 x 0.8 mm **2KA 010 278-121**

Type approval: ECE 2609

This LED product has the following features:



LED LICENCE PLATE LIGHT

For installation above the licence plate, 2 lights required to illuminate the licence plate.

Licence plate 520 x 120 mm, with blade terminal 6.3 x 0.8 mm

12 V **2KA 010 278-311**

24 V **2KA 010 278-011**

Licence plate 520 x 120 mm, light contacts sealed and potted, with 1,000 mm cable with open cable ends

12 V **2KA 010 278-617**

24 V **2KA 010 278-607**

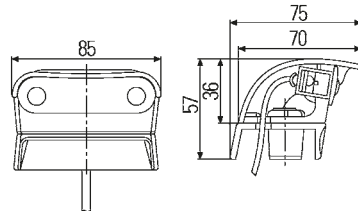

Licence plate 340 x 240 mm or 280 x 200 mm, with blade terminal 6.3 x 0.8 mm
1 light required for illuminating the licence plate

12 V **2KA 010 278-411**

Type approval: ECE 2609

Licence plate lights

This LED product has the following features:



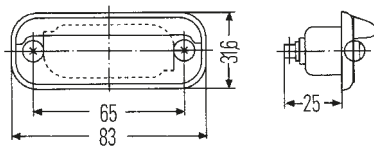
LED LICENCE PLATE LIGHT

For mounting to the left and right of the licence plate 520 x 120 mm, with 2.5 m cable, bracket for mounting the light to the body, cover, fastening screws, cover caps for screws as well as a spacer for different mounting situations, multi-voltage 10-33 V; with 2 LEDs, 0.5 W. 12 V/0.55 W, current consumption = approx. 0.04 A

Clear lens, black housing

2KA 959 640-607

Type approval: ECE 4048 and 031721



LICENCE PLATE LIGHT

For installation above or below the licence plates 520 x 120 mm (2 or 3 lights) and 340 x 240 mm (2 lights), 2 x M4 fastening screws, installation depth: approx. 25 mm, clear lens.

With brilliant chrome edge

2KA 001 378-001

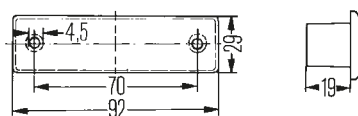
With silver-coloured edge, without fastening material

2KA 001 378-041

With black edge and 12 V bulb

2KA 001 378-127

Type approval: ECE 12958



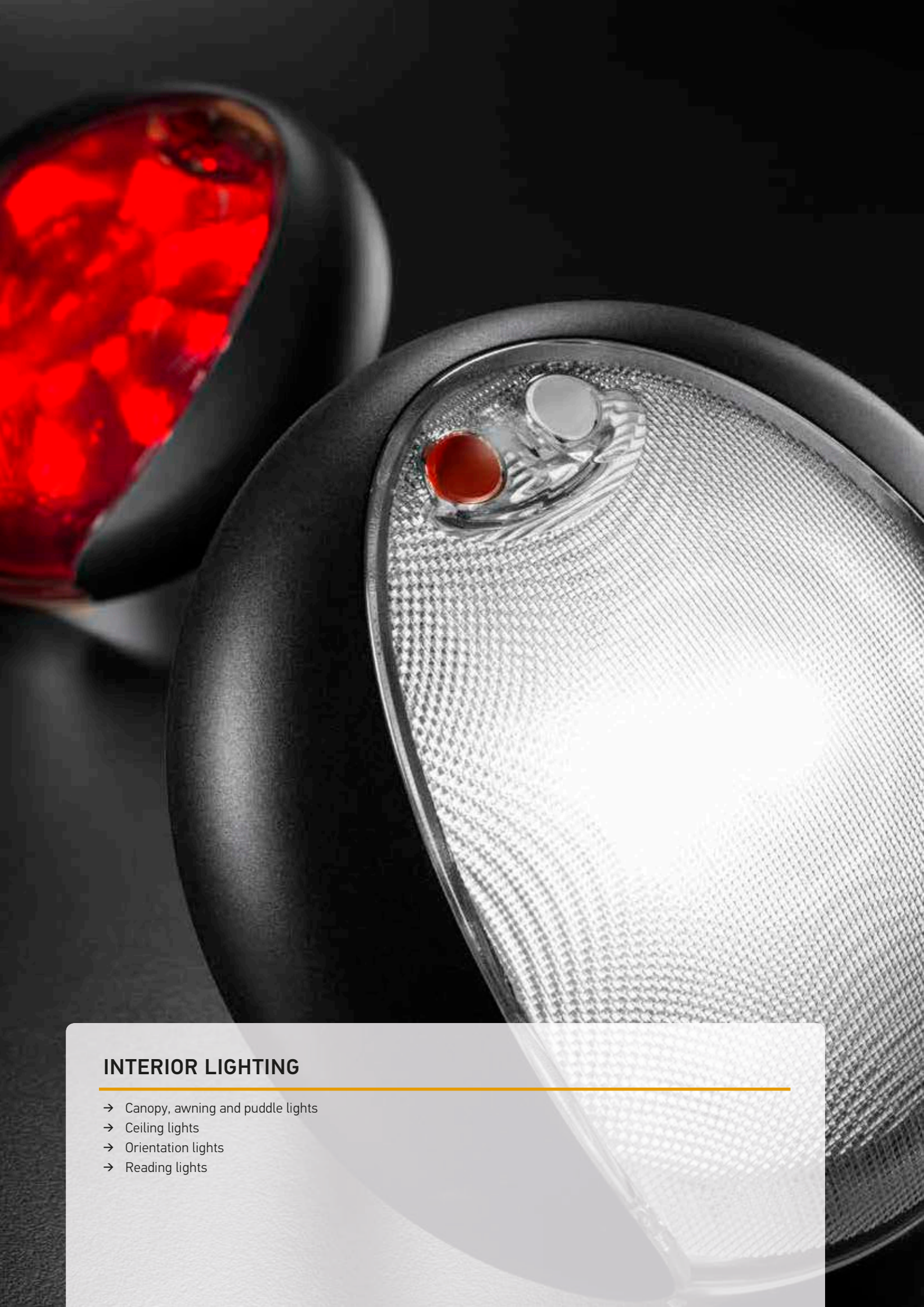
LICENCE PLATE LIGHT

For installation above or below (2 lights) the licence plate 520 x 120 mm, 2 holes for fastening screws, installation depth: approx. 20 mm, clear lens.

With 12 V bulb

2KA 004 331-061

Type approval: ECE 22890


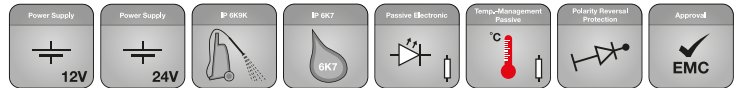


INTERIOR LIGHTING

- Canopy, awning and puddle lights
- Ceiling lights
- Orientation lights
- Reading lights

Canopy, awning and puddle lights

This LED product has the following features:




LED CANOPY LIGHT "STRIP LAMP"

With white screw caps (end pieces on the left and right)

Number of LEDs	10 LEDs
Connection	2,500 mm cable
Operating temperature	-40 °C to +60 °C
IP Protective Class	6K7, 6K9K
Installation	horizontal or vertical
Nominal output	3 W
Voltage	12 V and 24 V
12 V, white	2JA 980 879-011
24 V, white	2JA 980 879-111
12 V, warm white	2JA 980 879-201
24 V, warm white	2JA 980 879-301

Accessories/spare parts

"Strip Lamp" holder, 45°, white	8HG 958 000-011
"Strip Lamp" holder, 45°, dark gray	8HG 958 000-021
Screw caps, dark gray	9HD 980 885-018
Screw caps, chromium-plated	9HD 980 885-108
Screw caps, white (as a spare part)	9HD 980 885-008

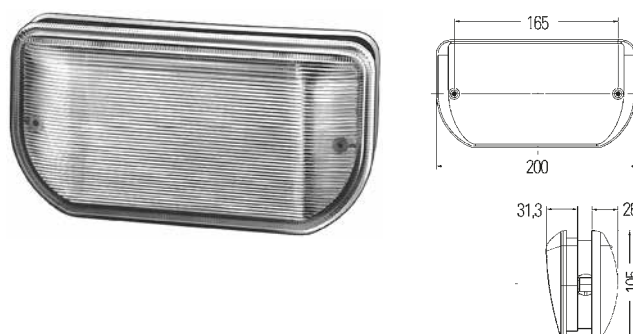


ENTRY LIGHT AND AWNING LIGHT

Number of light sources	3 tubular bulbs at 5 W
Illumination	optimal in and in front of the step area
Illuminance at 1 m	23 lux
Colouring	Housing painted in silver
Installation	Surface-mounting
Voltage	12 V
12 V	2XT 008 929-001

Spare parts

12 V bulb C5W	8GM 002 092-121
---------------	------------------------



PUDDLE LIGHT

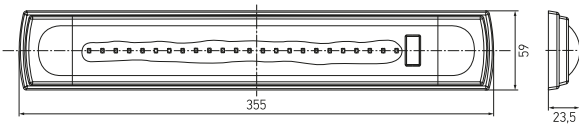
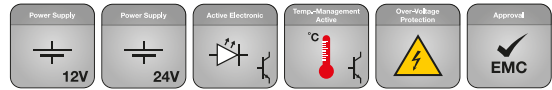
Number of light sources	1 P21W 12 V bulb
Illumination	0.5 m-138 lux, 1 m - 37 lux, 1.5 m - 15 lux
Illuminance at 1 m	37 lux
Colouring	white
Installation	Flush-mounting
Voltage	12 V
12 V	2XT 007 945-077

Spare parts

P21W 12 V, 21 W bulb	8GA 002 073-121
----------------------	------------------------

Ceiling lights

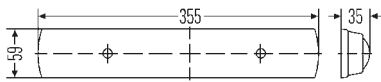
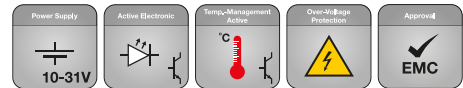
This LED product has the following features:



LED CEILING LIGHT, MOUNTING

Number of LEDs	24 LEDs
Illuminance at 1 m	approx. 200 lux (24 LEDs)
Length	355 mm
Light colour	4,000 K (neutral white)
Nominal output	4.8 W
Current consumption	approx. 0.40 A at 12 V approx. 0.20 A for 24 V
12 V with switch	2JA 007 373-301
12 V without switch	2JA 007 373-321
24 V with switch	2JA 007 373-311
24 V without switch	2JA 007 373-331

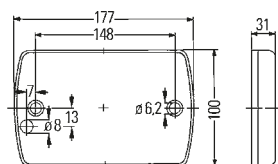
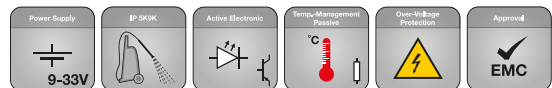
This LED product has the following features:



LED CEILING LIGHT WITH SWITCH

Number of LEDs	12 or 24 LEDs
Illuminance at 1 m	approx. 100 lux (12 LEDs) approx. 200 lux (24 LEDs)
Length	355 mm
Light colour	4,000 K (neutral white)
Material description	Lens and frame made of impact-resistant material
Installation	Surface-mounting
Nominal output	3.5 W (12 LEDs) 7 W (24 LEDs)
Current consumption	12 LEDs: approx. 0.30 A (12 V), approx. 0.15 A (24 V) 24 LEDs: approx. 0.58 A (12 V), approx. 0.29 A (24 V)
12 LEDs	2JA 007 373-151
24 LEDs	2JA 007 373-161

This LED product has the following features:

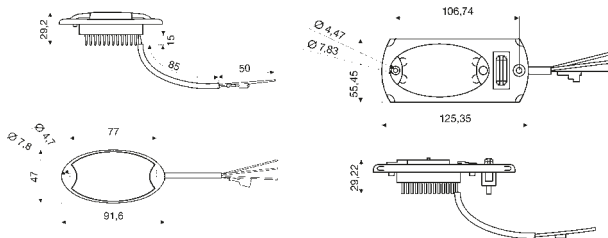
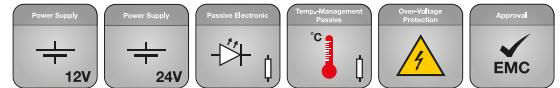


DuraLED CEILING LIGHT

Number of LEDs	36 white LEDs
Connection	electrical connection through a 2500 mm long cable
Illumination angle	70°, wide horizontal and narrow vertical illumination
Illuminance	720 lux
Power consumption	9 W (0.75 A at 12 V)
Lens	Clear
Material description	impact-resistant plastic, UV-resistant
Installation	Surface-mounting, permanently bonded with white base plate
Multi-voltage 9 – 33 V	2JA 959 037-511

Ceiling lights

This LED product has the following features:



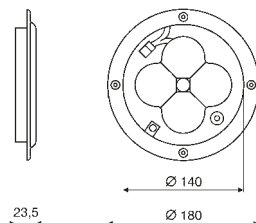
MINI OVAL LED

Number of LEDs	4 white LEDs, 1 ambient LED
Illumination angle	50°
Illumination	side driver or instrument range
Illuminance at 1 m	Standard = 14.5 lux, Power = 54 lux
Function	Ambient illumination can be activated
IP Protective Class	6K9K (without frame/switch), 40 (with frame/switch)
Power consumption	Standard = 1.7 Watt (0.14 A at 12 V) Power = 3.6 Watt (0.30 A at 12 V)
Lens	brilliant and clear
Installation	Flush-mounting
Current consumption	3.6 W = approx. 0.30 A (12 V) 3.6 W = approx. 0.15 A (24 V)
Voltage	12 V or 24 V
Temperature range	-40° to +60°C

LED equipment	without frame and switch	with frame and switch
4 white power LEDs, 12 V, blue	2JA 343 570-117	2JA 343 570-157
4 white power LEDs, 24 V, blue	2JA 343 570-101	2JA 343 570-141
4 white Power LEDs, 12 V, red	2JA 343 570-011	2JA 343 570-051
4 white power LEDs, 24 V, red	2JA 343 570-001	2JA 343 570-041
4 white standard LEDs, 24 V, red	-	2JA 343 570-061

Other versions are available on request.

This LED product has the following features:



CargoLED CEILING LIGHT

Number of LEDs	4 white Power LEDs
Connection	electrical, using a 310 mm cable
Illumination angle	44° (wide illumination at close range)
Illuminance at 1 m	180 lux
Power consumption	6 W (0.5 A at 12 V)
Lens	Clear
Installation	Flush-mounting (aluminium installation frame)
Temperature range	-40 °C to +60 °C


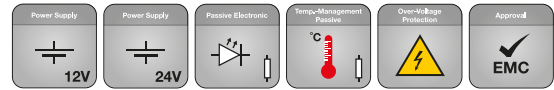
Cold white	2JB 344 227-001
Warm white	2JB 344 227-041

Accessories

Installation frame, grey	9XD 344 118-101
--------------------------	------------------------

Ceiling lights

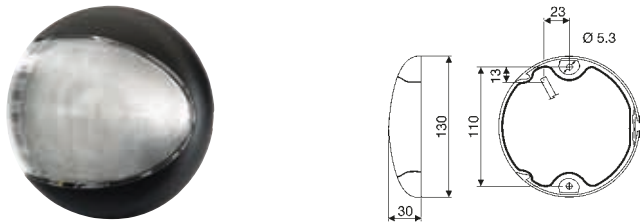
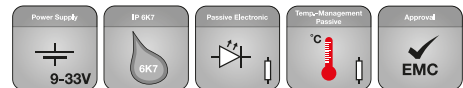
This LED product has the following features:



DuraLED OVAL CEILING LIGHT

Number of LEDs	4 white LEDs
LED angle of radiation	120°
Illuminance at 1 m	60 lux
IP Protective Class	6K6 6K7
Power consumption	3 W (0.25 A at 12 V)
Voltage	Dualvolt 12 and 24 V
12 V	2JA 959 700-102

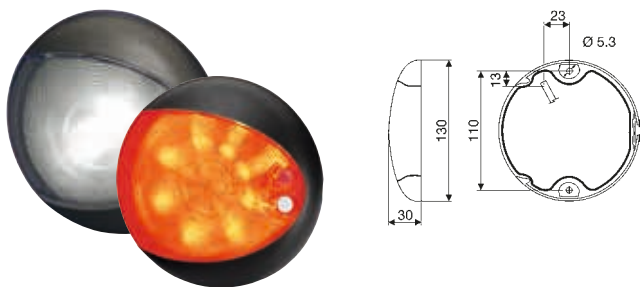
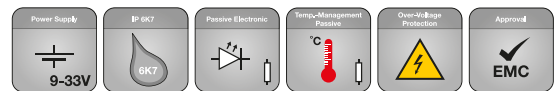
This LED product has the following features:



EuroLED CEILING LIGHT

Number of LEDs	1 white Power LED
Connection	electrical connection through a cable 2,500 mm long
Lens	white
Power consumption	4 W (0.33 A at 12 V), white <2.5 W (0.20 A at 12 V), red
Installation	Surface-mounting, permanently bonded with base plate
Multi-voltage 9–33 V	2JA 959 820-501

This LED product has the following features:

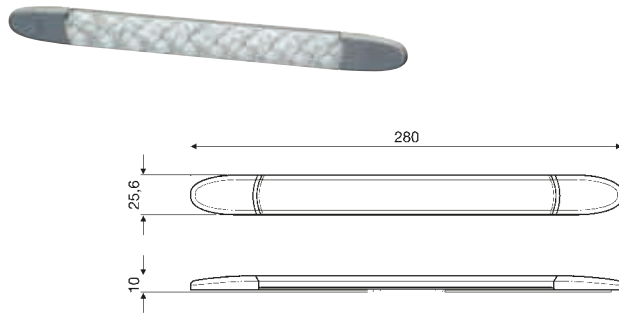


EuroLED TOUCH CEILING LIGHT

Number of LEDs	1 white and 8 red
Connection	electrical connection through a 2,500 mm long cable
Function	with sensitive switch, for ON/OFF and dimming as well as switching between red and white light
Lens	white
Power consumption	4 W (0.33 A at 12 V), white <2.5 W (0.20 A at 12 V), red
Installation	Surface-mounting, permanently bonded with base plate
Housing, black	2JA 959 950-031

Orientation lights

LED step lights



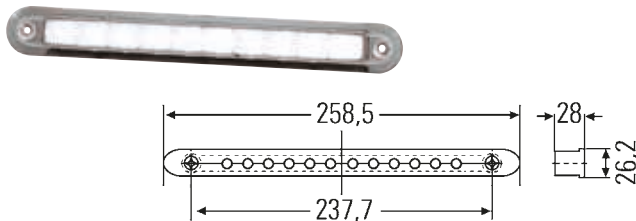
This LED product has the following features:



LED ORIENTATION LIGHT, MOUNTING, FLAT

Number of LEDs	10 white LEDs
Connection	electrical connection through a cable 500 mm long
Illumination angle	38°
Illuminance at 1 m	32 lux
Power consumption	1.8 W (0.15 A at 12 V)
Lens	Clear
Installation	Mounting, permanently bonded to gray base plate
Temperature range	- 40° to + 60°C
12 V, white LEDs	2JA 343 606-001 / -007
12 V, blue LEDs	2JA 343 606-201 / -207

This LED product has the following features:



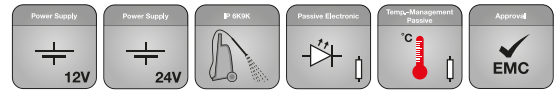
LED STEP LIGHT

Number of LEDs	10 white LEDs
Connection	2,500 mm cable
Illumination angle	24°
Illuminance at 1 m	130 lux
Feature	cast in one piece
Power consumption	2 W (0.16 A at 12 V)
Lens	Clear
Scope of supply	with screws, screw caps, seal, and cable connector
Installation	Flush-mounting
12 V	2JA 959 073-001

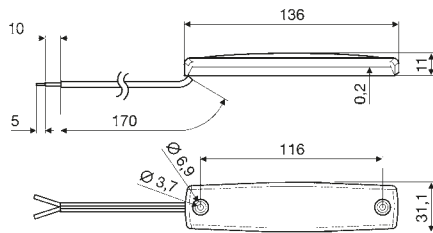
Orientation lights

LED step lights

This LED product has the following features:

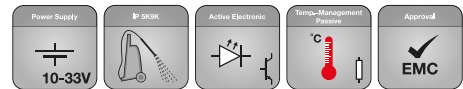


MINI THIN LED ORIENTATION LIGHT

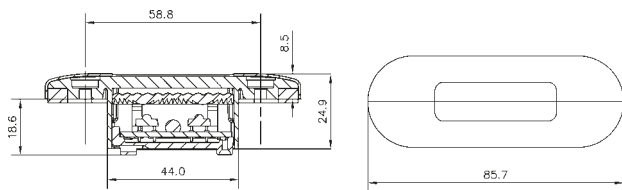
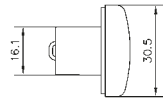


Number of LEDs	5 white LEDs
Connection	electrical connection through a cable 170 mm long
Illumination angle	34°
Illuminance at 1 m	7.2 lux
IP Protective Class	6K9K
Power consumption	2.8 W (0.23 A at 12 V) 2.8 W (0.11 A at 24 V)
Voltage	12 V or 24 V
12 V	2JA 343 660-101
24 V	2JA 343 660-117

This LED product has the following features:

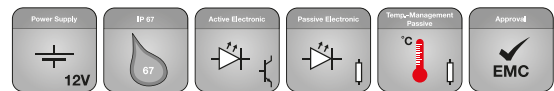


LED STEP LIGHT

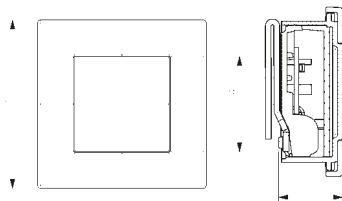
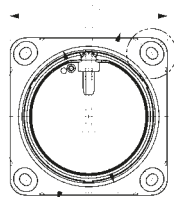


Number of LEDs	1 LED
Feature	with polished steel frame
Installation	Flush-mounting
1 blue LED	2XT 959 680-612
1 white LED	2XT 959 680-812

This LED product has the following features:



LED STEP LIGHT



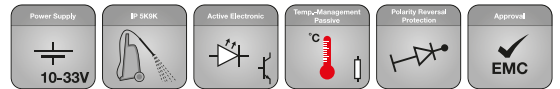
Number of LEDs	4 white LEDs
Feature	with square white frame
Power consumption	0.5 W (0.04 A at 12 V)
Lens	white
Installation	Flush-mounting
12 V, active electronics	2XT 980 596-002

Orientation lights

LED step lights



This LED product has the following features:



LED STEP LIGHT

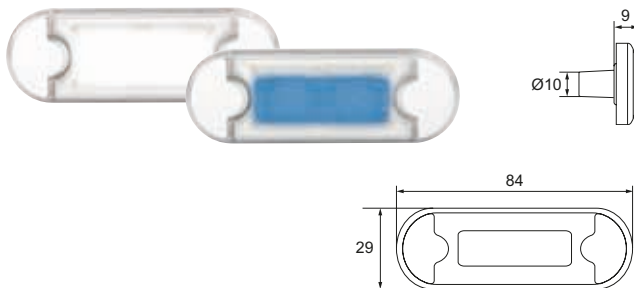
Number of LEDs	2 LEDs
Connection	electrical, using a cable 120 mm long
Illumination angle	30°
Illuminance at 1 m	15 lx
Feature	with reverse polarity protection
IP Protective Class	5K9K
Power consumption	0.5 W (0.04 A at 12 V)
Lens	Clear
Scope of supply	Seal, fastening screws and screw caps
Installation	Flush-mounting

White LEDs	2XT 959 510-427
Blue LEDs	2XT 959 510-657

This LED product has the following features:



LED STEP LIGHT



Number of LEDs	2 LEDs
Connection	electrical, using a cable 500 mm long
Connecting bracket	30°
Illuminance at 1 m	15 lx
Feature	with polarity reversal protection
Power consumption	0.5 W (0.04 A at 12 V)
IP Protective Class	6K9K
Lens	Clear
Scope of supply	Seal, fastening screws and screw caps
Installation	Flush-mounting

White LEDs	2XT 980 855-117
Blue LEDs	2XT 980 855-417

This LED product has the following features:



LED STEP LIGHT

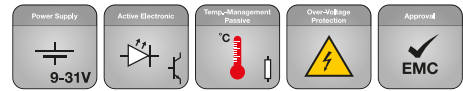


Number of LEDs	1 LED
Connection	electrical, using a 100 mm potted cable wide in close range areas
Illumination	< 10 lux
Illuminance at 1 m	< 10 lux
Colouring	White cover cap
Power consumption	0.5 W (0.04 A at 12 V)
Lens	Clear
Scope of supply	with seal
Installation	Flush-mounting, choice with 2 screws or with snap-on fastening

White LED	2JA 998 560-017
Blue LED	2JA 998 560-057

Reading lights

This LED product has the following features:



LED READING LIGHT, FLEXIBLY ADJUSTABLE ARM

Number of LEDs	1 white Power LED
Connection	electrical, using a cable 150 mm long
Illumination	optimal for map-reading
Illumination angle	38°
Illuminance at 0.7 m	110 lux
IP Protective Class	53
Power consumption	2.5 W (0.20 A at 12 V)
Lens	patterned
Installation	Surface-mounting

Finisher colour white

400 mm	2JA 343 720-111
--------	-----------------

Finisher colour black

150 mm	2JA 343 720-021
400 mm	2JA 343 720-121

Finisher colour silver

400 mm	2JA 343 720-191
--------	-----------------

With connector for cigarette lighter (150 mm)

Finisher colour black	2JA 343 720-081
-----------------------	-----------------



XENON READING LIGHT, FLEXIBLY ADJUSTABLE ARM

Number of light sources	1 Xenon bulb 12 V/6 W
Feature	with flexible metal arm
Light Source	strong and glare-free
Power consumption	6 W (0.50 A at 12 V)
Lens	Clear
Scope of supply	with bracket for permanent surface-mounting
Installation	Surface-mounting
Voltage	12 V

a) for fixed installation

500 mm	2AB 004 532-001
195 mm	2AB 004 532-011

b) with plug for cigarette lighter

160 mm	2AB 004 532-021
--------	-----------------

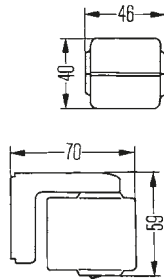
Accessories

Lens, red	9EL 128 922-011
-----------	-----------------

Spare parts

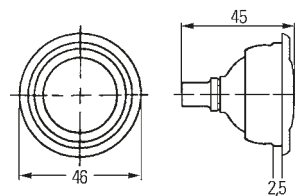
Xenon bulb, 12 V	8GP 007 676-121
Bracket	9XB 136 202-005

Reading lights



READING LIGHT

Number of light sources	1 halogen bulb
Connection	250 mm long cable
Feature	integrated ON/OFF switch in light head, can be turned (340°), can be pivoted (330°)
Housing	black
Power consumption	5 W (0.42 A at 12 V)
Lens	red or white replaceable
Installation	Surface-mounting
Voltage	12 V
2AB 004 532-102	



READING LIGHT

Number of light sources	1 WY5W 12 V bulb, amber
Electrical connection	via cables with tin-plated cable ends, 130 mm length
Housing	black
Power consumption	5 W (0.41 A at 12 V)
Lens	Clear
Installation	Installation, snap-on fitting
Voltage	12 V
2AB 004 074-027	



ELECTRONICS

- Electronics expertise
- Energy management: intelligent battery sensors
- Product divisions, special OE electronics
Extract from the product range for motorhomes
- Failure monitor and electrical connection

Electronics expertise









Product ranges, Special OE Electronics

Wherever quantities have to be controlled, measured, regulated or monitored, HELLA components have proven themselves a million times over, often under extremely difficult conditions. Our development is customer-specific and we manufacture high-quality electronic components for agricultural and construction machinery, trucks and trailers, city buses and coaches, municipal and special vehicles, emergency vehicles, motorhomes, quad bikes and sports cars. We invest large sums in research and development year after year with the following goal: to know today what the customer will require tomorrow.

You too can use our components and benefit from our decades of experience in developing and manufacturing products for small- and large-scale production alike! HELLA offers a wide product portfolio of electronics components which also satisfy the more stringent requirements for commercial vehicles. Special products for special vehicles in use around the clock and in extremely difficult conditions.

HELLA's strategy for success: providing electronics for individual challenges.

This brochure shows you an extract from the four divisions of the HELLA electronics product range.

Energy Management	Drive Train	Components	Lighting Electronics
  <p>Careful use of energy by appropriately influencing the consumer:</p> <p>These electronic systems make it possible to monitor and plan the energy budget and maintain the power supply.</p> <p>Products:</p> <ul style="list-style-type: none"> → Intelligent Battery Sensors → Voltage stabilisers 	  <p>Increasing safety and efficiency of the overall system and preventing failures:</p> <p>These electronic systems make it possible to precisely measure and record measured value in the engine compartment and drive train.</p> <p>Products:</p> <ul style="list-style-type: none"> → Oil level switches → Oil pressure sensors → Oil level sensors → Accelerator pedal sensors 	  <p>Provide added convenience with compact solutions in a variety of areas:</p> <p>These electronic systems are generally invisible little helpers for the various automatic processes within the vehicle.</p> <p>Products:</p> <ul style="list-style-type: none"> → Turning angle sensors → Air quality sensors → Remote controls → Rain light sensors → Actuators → Temperature sensors 	  <p>Provide added convenience with compact solutions in a variety of areas:</p> <p>These electronic systems are generally invisible little helpers for the various automatic processes within the vehicle.</p> <p>Products:</p> <ul style="list-style-type: none"> → LED flasher units for towing vehicles → LED light control unit → Control unit for flashing side marker lights → Current monitoring control unit → Simulation device for cold checking

Energy management

Intelligent battery sensors

Second generation of intelligent battery sensors (IBS) for caravan and motorhome applications

Energy supply plays an all-important role for caravans and motorhomes in particular. It often presents a challenge, especially in living areas that need a reliable supply for interior lighting, televisions, refrigerators and other electrical appliances. The nearest campsite with a shore power connection can often be a long way off, and board batteries can supply only limited amounts of energy. This makes it particularly important for drivers to keep an eye on their exact battery capacity and power consumption. HELLA's IBS units have been supporting this since 2009.

HELLA has been supplying the second generation of intelligent battery sensors (IBS) since 2017 and uses the latest technology from the automotive sector to provide higher performance in caravan and motorhome applications. The space-saving, compact sensor precisely detects the voltage, electricity and temperature battery parameters and can be electrically and mechanically integrated into the most awkward installation positions with ease.



Basic design and function



Mounted to standard battery pole



Battery sensor IBS generation II

1. Shunt on the sensor
2. Plug
3. Sensor module
4. Negative terminal clip
5. Screw-on bolt
For cable lug contacting
(Ground cable)

The IBS generation II is attached directly to the negative terminal of the battery via the pole terminal. In addition to the terminal, the mechanical portion of the battery sensor consists of shunt and ground bolt components. The shunt is attached to the vehicle's load path and is used as a measuring resistor for indirect current measurement. The existing ground cable can be conveniently fixed to the grounding bolt with a cable lug.

The electronics are located in a molded casing with a plug connector, functioning as the interface to the energy management system. The communication interface to the higher-level control unit is the LIN protocol. The supply voltage, used simultaneously as the reference voltage for voltage measurement, is provided by the connection to the positive pole of the battery.

The IBS generation II now boasts the following advantages, unlike its predecessors: The sensor is now also able to monitor larger batteries. Thanks to the higher nominal capacity that can be set, this battery sensor can also be used to monitor several batteries connected in series. Instead of 250 ampere hours, they can be configured for up to 500 ampere hours (Ah). This is particularly important in view of the growing energy requirements of motorhomes and caravans. These new IBS generation II units are also particularly robust and can therefore reliably detect short-term, high current consumption – for example when a power inverter is used.

Energy management

Intelligent battery sensors

Customer benefits

The intelligent battery sensor (IBS) generation II informs you about the current energy balance, allowing you to plan your energy supply.



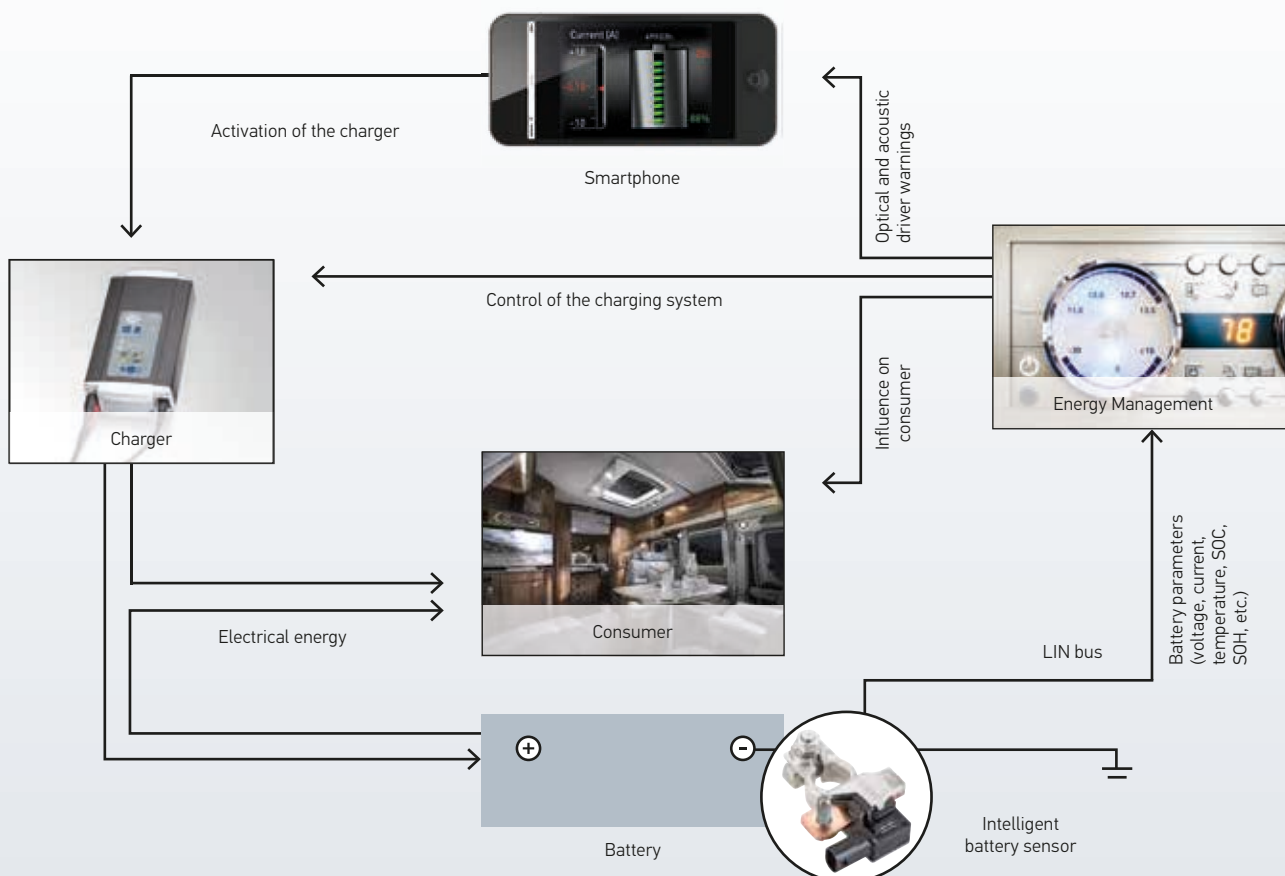
The IBS generation II also comes with the tried-and-tested CI bus interface, which is increasingly becoming the standard in the caravan and motorhome industry. This communications interface can be used, for example, to convey the battery's charge condition to the charging system, which switches on automatically if necessary. You can find additional information about the CI bus interface at: www.civd.de

Application

The intelligent battery sensor (IBS) generation II from HELLA is the key element for energy management in the vehicle. The IBS generation II reliably and accurately measures the following battery parameters: voltage, current and temperature. Information about the battery's state of charge (SOC), state of health (SOH) and state of function (SOF) is calculated algorithmically from the measured values. The IBS generation II is designed for use in starter, gel and AGM (fleece) batteries to monitor in-vehicle starter or consumer batteries. Using the standardised LIN protocol, the IBS generation II can be directly integrated into the vehicle electrical system, e.g. CI BUS.

Energy management in modern motorhomes

By using the intelligent battery sensor, the energy management system can react quickly in the event of a critical battery condition and influence both consumer and charging behaviour. The driver is sent a message straight to their smartphone, from where they can initiate the next steps, such as activating the charger.



Product ranges, Special OE Electronics

Extract from the product range for motorhomes



INTELLIGENT BATTERY SENSOR (IBS) GENERATION II

For motorhomes	
Product division	Energy Management
Voltage range	6 – 16.5 V
Rated voltage	12 V
Operating temperature	-40 °C to +115 °C
Dimensions (length/width/height)	approx. 66 / 46.6 / 31
Weight	70 g
Protection class	IP 6K7
Mating connector*	Hirschmann 872-857-561

6PK 013 824-001

* This accessory is not included in the scope of delivery.
It may be purchased from Hirschmann Automotive.



INTELLIGENT BATTERY SENSOR (IBS) GENERATION I

For motorhomes	
Product division	Energy Management
Voltage range	6 – 16.5 V
Rated voltage	12 V
Operating temperature	-40 °C to +115 °C
Dimensions (length/width/height)	approx. 71.4 / 68.35 / 22.8
Weight	125 g
Protection class	IP 6K7
Mating connector*	Hirschmann 872-858-565

Sensor 1 (basic variant) **6PK 010 842-001**

Sensor 2** **6PK 010 842-011**

* This accessory is not included in the scope of delivery.
It may be purchased from Hirschmann Automotive.

** For monitoring a second battery in the same communication network

Product ranges, Special OE Electronics

Extract from the product range for motorhomes



RAIN/LIGHT SENSOR

For vehicles with steeply sloped windshields

Recording environmental properties

Product division	Components
Voltage range	9–16 V
Rated voltage	12 V
Operating temperature	-40 to +85 °C
Dimensions without protective cap (width/radius/height)	approx. 58.5/diameter 49/22.6
Weight	≤ 42 g
Protection class	IP 50
Mating connector*	114 18063-18, coding A

available on request

* This accessory is not included in the scope of delivery.
May be purchased from TE Connectivity.



RADIO-CONTROLLED SYSTEM

Switching on and off and/or opening and locking

Radio transmitter

Product division	Components
Transmission frequency	434.42 MHz
Transmission power	30 µW ERP
Battery type*	CR2032
Service life of battery	100,000 clicks (approx. 3 years)
Average range**	70.5 m
Max./Min. range**	119 m/51 m
Operating/storage temperature	-20 °C to +60 °C
Protection class	IP 6K7 and IP X5

Radio receiver

Product division	Components
Operating voltage	6–32 V
Operating temperature	-40 °C to +80 °C
Storage temperature	-40 °C to +90 °C
Power consumption	11 mA (Signal output not activated)
Switching currents	up to 4x < 300 mA
Idling current	< 2 mA
Max. voltage	58 V for 250 ms
Overvoltage	36 V (at 40 °C, 1 hour)

Basic variant **available on request**

Extended variant **5FA 012 485-817**

* A battery is included in the scope of delivery for the radio transmitter.

** Ranges are dependent on the installation position and interference factors.
The values specified are representative and must be validated for each new application.

Product ranges, Special OE Electronics

Extract from the product range for motorhomes



FUEL FILLER DOOR ACTUATOR

Electrical locking/unlocking, space-saving with micro-switch, power open rotation, return rotation via return spring, with soft-touch button

Product division	Components
Rated voltage	12 V
Voltage range	9 – 15.5 V
Function and service life	Power open and return rotation: 100,000 switching cycles

Power open and return rotation with micro-switch: 60,000 switching cycles

Power open rotation; return rotation via return spring: 7,500 switching cycles

Locking lever retention force	> 75 N
Locking lever breaking force	≥ 300 N
Functional angle	≤ 78°
Operating temperature	- 40 °C to + 85 °C
Protection class	IP 5K4

6NW 011 122-XXX*



DOOR LOCKING ACTUATOR/CENTRAL LOCKING SYSTEM

Electrical locking/unlocking & pull/push (medium force)

Power extension and retraction	
Product division	Components
Rated voltage	12 V 24 V
Voltage range	9 – 15 V 18 – 30 V
Position on delivery	Retracted or extended
Mainspring reset	None, retract/extend
Positioning force at the positioning mechanism	From 30 up to 170 N
Manual adjustment	None to < 35 N
Operating temperature	- 40° to + 80°
Functional stroke	≤ 18 mm
Protection class	IP 5K0 and IP 5K4
Service life	Up to 100,000 cycles

6NW 009 203-XXX*



ACTUATOR AS DOOR CLOSING ASSISTANCE

Electrical locking/unlocking & pull/push (high force)

Electrical rotation to right and left	
Product division	Components
Rated voltage	12 V
Voltage range	9 – 16 V
Nominal torque	150 / 300 Ncm
Function	Retraction via spring, power extension
	Power extension and retraction
Mainspring reset	Available/not available
Functional angle	0° to 198°
Manual adjustment	none
Operating temperature	- 40 °C to + 85 °C
Functional stroke	≤ 18 mm
Protection class	IP 5K0
Service life	8,000/50,000 switching cycles

6NW 009 424-XXX*

* The specific article numbers for the different variants can be found on page 139.

Product ranges, Special OE Electronics

Extract from the product range for motorhomes



UNIVERSAL ROTARY ACTUATOR (URA)

Power locking/unlocking and closing, power rotational movement to right and left, with position feedback via CIPOS technology

Product division	Components
Rated voltage	13.5 V
Voltage range	9 – 16 V
Operating temperature	-40 °C up to +85 °C
Nominal torque (13.5 V; RT)	60 Ncm
Max. torque (13.5 V; RT)	< 300 Ncm
Operating angle range	> 360° (< 180° true power on)
Protection class	IP 6K9K IP 6K7 (depending on the category of the mating connector)
Service life	Typ. 250,000 cycles (1 cycle = 90° angle open – closed – open)
Control system	LIN 2.0 & PWM

6NW 011 303-701

Overview of actuator variants

Function	Voltage	Positioning force*	Manual adjustment	Protection class	Part number
Fuel filler door actuator					
Forward and reverse rotation electrical	12 V	-	Yes	IP 5K4	6NW 011 122-017
Electrical forward and reverse rotation with micro-switch	12 V	-	Yes	IP 5K4	6NW 011 122-027
Electrical forward rotation, return rotation via return spring, with soft-touch button	12 V	-	Yes	IP 5K4	6NW 011 122-047
Door locking actuator/central locking system					
	12 V	30 – 130 N	Yes	IP 5K0	6NW 009 203-401
	12 V	30 – 140 N	No	IP 5K0	6NW 009 203-411
	12 V	30 – 130 N	Yes	IP 5K4	6NW 009 203-421
Power extension and retraction	12 V	30 – 140 N	No	IP 5K4	6NW 009 203-431
	24 V	30 – 130 N	Yes	IP 5K4	6NW 009 203-441
	24 V	30 – 140 N	No	IP 5K4	6NW 009 203-451
	12 V	30 – 140 N	No	IP 5K4	6NW 009 203-557
	12 V	30 – 170 N	No	IP 5K0	6NW 009 203-461
Electrical retraction, extension with clockwork spring	12 V	30 – 170 N	No	IP 5K4	6NW 009 203-471
	24 V	30 – 170 N	Yes	IP 5K4	6NW 009 203-541
	12 V	30 – 130 N	No	IP 5K0	6NW 009 203-491
Electrical extension, retraction with clockwork spring	12 V	30 – 130 N	No	IP 5K4	6NW 009 203-501
	24 V	40 – 150 N	No	IP 5K4	6NW 009 203-521

* Dependent on the operating voltage and ambient temperature.

Function	Voltage	Torque	Manual adjustment	Protection class	Part number
Actuator as door closing assistance					
Retraction via spring, power extension	12 V	150 Ncm	No	IP 5K0	6NW 009 424-781
Power extension and retraction	12 V	300 Ncm	No	IP 5K0	6NW 009 424-791
URA					
Power locking/unlocking & closing, power rotational movement to right and left, with position feedback via CIPOS technology	12 V	300 Ncm	No	IP 6K9K or IP 6K7** (** dependent on the connector classification)	6NW 011 303-701

Failure monitor and electrical connection

LED lighting

LED light failure monitor

A defined standard such as for bulbs cannot be used for the monitoring of LED lights. Every LED light is different in its technical design and its energy consumption:

- Due to the number of LEDs,
- the intensity with which they are driven,
- and also due to the electronic ballast necessary for their operation.

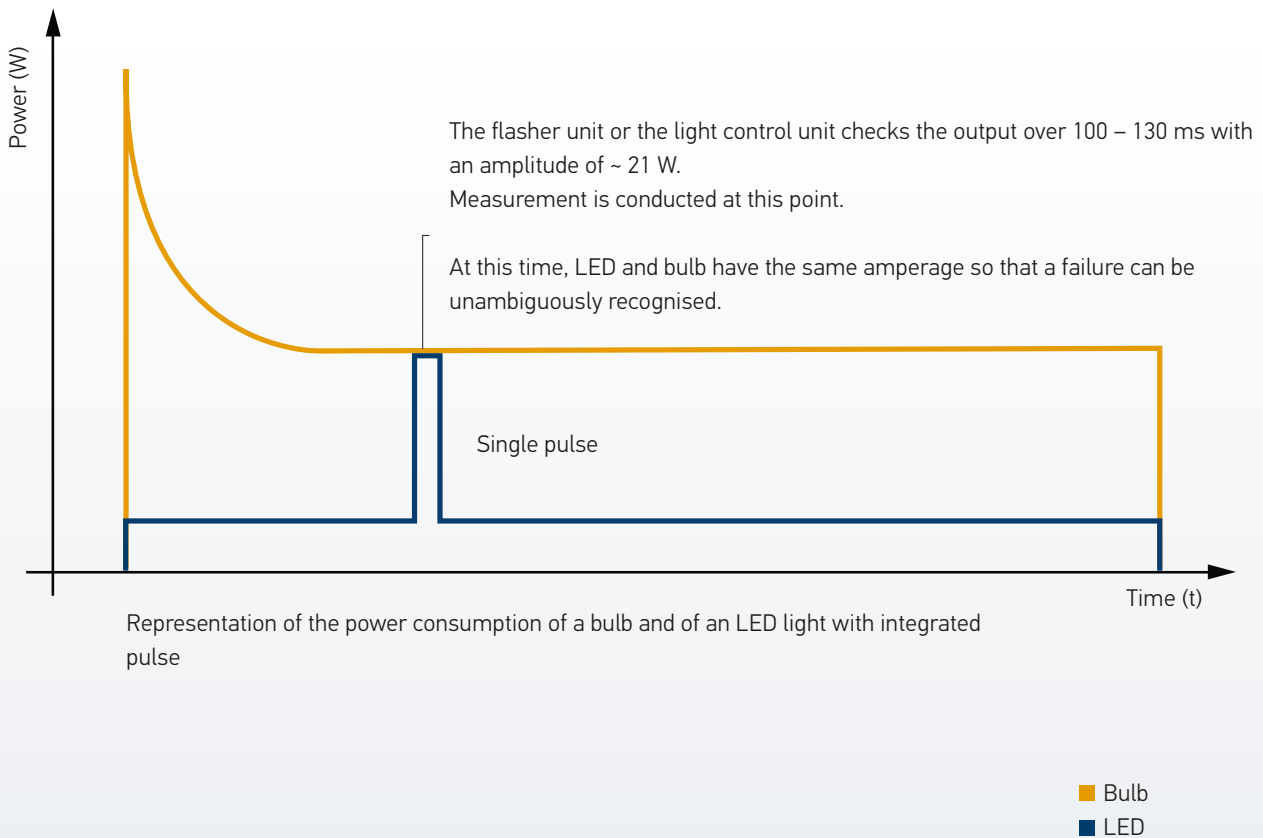
Monitoring of the light failure is therefore no longer as simple as it once was with bulbs. HELLA has various approaches as solutions to this problem that are summarised here under the heading "Lighting Electronics".

What is demanded by law?

ECE R48 defines that flashers as direction indicators have to be monitored and that their failure has to be signaled optically or visually.

There are two possibilities:

- The LED light either has to be able to "communicate" with the vehicle
- or it is monitored via its energy consumption. The "communication" is the better approach here, but is not always possible, e.g. between towing vehicle and trailer.



Failure monitor and electrical connection

LED lighting

Solutions:

The optimum solution is to match the lighting electronics or the flasher unit to the connected lighting. This is only possible in the most seldom of cases, however, as either a towing vehicle or trailer is involved or the vehicle electronics have already been stipulated by third parties.

Flasher unit

ISO 13207-conformant LED direction indicators can "communicate" with the flasher unit. The flasher unit checks for a defined energy consumption at a defined point in time: exactly 21 W for 100-130 ms after each activation of the direction indicator. The energy consumption or "pulse" corresponds here to that of a bulb, so that the flasher unit notices no difference between a bulb and an ISO 13207-conformant LED light.

If the intelligent ISO 13207-conformant LED light detects a defect or only a partial defect, this "pulse" is switched off and the flasher unit can interpret this as a failure. ISO 13207-compliant LED lights and ISO 13207-compliant flasher units are required for this method.

Advantage:

Bulbs and ISO LED lights can be operated in any combination on an ISO 13207-conformant flasher unit. This is relevant both for vehicles that are frequently operated with different trailers and for manufacturers who wish to offer several variants of the lighting system without having to modify the underlying electronics.

LED light control units for use with third-party electronics

If the vehicle electronics have already been stipulated by third parties, HELLA offers LED control units that monitor the LED lights on the one hand, and on the other hand simulate to the vehicle that bulbs are connected. This allows LED lights to be used without any problems.

Current monitoring

Another possibility is to measure the average energy consumption of the headlamp or the LED light.

Disadvantage:

In most cases, however, partial defects cannot be detected in this way: With very efficient LED lights, it is possible that their energy consumption is so low that they are detected as defective even when functioning correctly. Or in the worst case: The electronic ballast of the LED light requires so much energy that a failure cannot be detected even if all the LEDs are defective.

Suitable products



LED flasher unit: towing vehicle



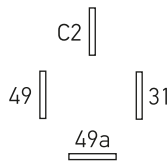
LED light control unit



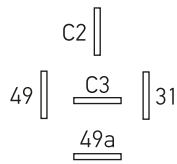
Control unit for current monitoring

Failure monitor and electrical connection

LED lighting



Pin configuration
LED flasher unit 3+1



Pin configuration
LED flasher unit 2+1+1

LED FLASHER UNIT: TOWING VEHICLE

ISO 13207-conformant LED direction indicators can "communicate" with the flasher unit. The flasher unit checks for a defined energy requirement at a defined point in time: exactly 21 W for 100-130 ms after each activation of the direction indicator. The energy consumption or "pulse" corresponds here to that of a bulb, so that the flasher unit notices no difference between a bulb and an ISO 13207-conformant LED light.

Benefit: Bulbs and ISO LED lights can be operated in any combination on an ISO 13207-compliant flasher unit. This is relevant both for vehicles that are frequently operated with different trailers and for manufacturers who wish to offer several variants of the lighting system without having to modify the underlying electronics.

Operating voltage	10 – 15 V (12 V) 18 – 32 V (24 V)
Functional voltage	11 – 14 V (12 V) 20 – 28 V (24 V)
Operating temperature	-40 to +85 °C
Protection class	IP 53 (contacts underneath)
12 V, LED flasher unit 3+1	4DW 009 492-111
12 V, LED flasher unit 2+1+1	4DN 009 492-101
24 V, LED flasher unit 3+1	4DW 009 492-011
24 V, LED flasher unit 2+1	4DM 009 492-001



LED LIGHT CONTROL UNIT

Basic control unit

Control unit is **responsible only** for monitoring the direction indicators.

12 V	5DS 227 488-001
24 V	5DS 227 488-101

Mating connector: Amphenol, 6-pin.

Premium control unit

Control unit is responsible for monitoring **the whole** rear lighting (tail lights, stop lights, direction indicators, reversing light and rear fog light).

12 V Premium (1 stop light channel)	5DS 227 489-001
12 V Premium (2 stop light channels)	5DS 227 489-011
24 V Premium (1 stop light channel)	5DS 227 489-101

Mating connector: Amphenol,
6- / 12-pin.



CONTROL UNIT FOR FLASHING SIDE MARKER LIGHTS

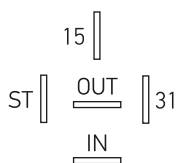
In order to increase the safety of trailers, the side marker lights can flash synchronously with the direction indicators.

This control unit can be connected to any side marker light and allows it to flash if necessary, 6.3 mm blade terminal

ECE R48 category 6, 24 V	available on request
--------------------------	-----------------------------

Failure monitor and electrical connection

LED lighting



Pin configuration

CONTROL UNIT FOR CURRENT MONITORING

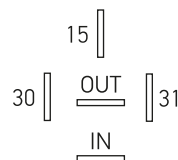
In order to test LED dipped beam headlamps or LED beacons, the average energy consumption is determined by measuring the current. The current monitors are matched to the HELLA products and allow very reliable monitoring.

Direct measurement

12 V, 500 mA	5DS 011 630-001
24 V, 500 mA	5DS 011 630-011
24 V, 350 mA	5DS 011 630-211

Integrated measurement over time

12 V	5DS 011 630-101
24 V	5DS 011 630-111



Pin configuration

SIMULATION DEVICE FOR COLD CHECKING

If the existing vehicle electrical system is programmed to monitor the lighting even when it is not in operation, we speak of a cold check. During a cold check, a small test pulse is transmitted to the light while switched off to see whether this pulse is discharged via the bulb to ground. The energy here is so low that the bulb does not light up.

As LED lights are essentially not suitable for this form of monitoring, HELLA offers an electronic system for "simulation of the cold check" to ensure operation.

Operating voltage 9 – 16 V (12 V)
18 – 32 V (24 V)

Functional voltage 1.5 A

Operating temperature -40 to +85 °C

Protection class IP 54 (contacts underneath)

12 V	5DS 009 602-011
24 V	5DS 009 602-001



ELECTRICAL SYSTEM

- Cable straps with edge clips
- SUPERSEAL plug connections
- DEUTSCH "DT series" plug connectors
- Switch series
- Module switches
- HELLA switch configurator

Cable ties with edge clips

To cleanly attach a cable bundle, this is often required more than the cable strap itself. Our cable straps with integrated edge clips offer a quick and easy to use complete solution with strong holding power. They are weatherproof, flame retardant and resistant to dilute organic acids, oils, petrol, salt water, solvents and greases. They offer perfect purchase even for bundles with the tiniest cross-section, so there is no need for additional padding.

Range advantages

- Complete attachment solution in a single product
- Suitable for numerous different positions and edge thicknesses
- High-performance specification with original equipment references



DESCRIPTION	PROFILE THICKNESS	CAPACITY	PART NUMBER	PACKAGING UNIT, QUANTITY
Cable strap, black 200 x 4.8 mm	0.7 – 3.0 mm	ø 48 mm	8HL 185 549-001	100
Cable strap, black 200 x 4.8 mm	0.7 – 3.0 mm	ø 48 mm	8HL 185 549-011	100
Cable strap, black 200 x 4.8 mm	0.7 – 3.0 mm	ø 48 mm	8HL 185 549-021	100
Cable strap, black 200 x 4.8 mm	0.7 – 3.0 mm	ø 48 mm	8HL 185 549-031	100
Cable strap, black 200 x 4.8 mm	3.0 – 6.0 mm	ø 48 mm	8HL 185 549-041	100
Cable strap, black 200 x 4.8 mm	3.0 – 6.0 mm	ø 48 mm	8HL 185 549-051	100
Cable strap, black 200 x 4.8 mm	3.0 – 6.0 mm	ø 48 mm	8HL 185 549-061	100
Cable strap, black 200 x 4.8 mm	3.0 – 6.0 mm	ø 48 mm	8HL 185 549-071	100

SUPERSEAL connectors

Comply with the guidelines in IEC 529 as well as DIN ISO 40050 and have been given protection rating IP class 67, which guarantees maximum protection from water and dust penetration. The quality of the SUPERSEALS makes them ideal wherever other interconnection systems reach their limits due to adverse pressure or humidity conditions.

Range advantages

- OEM quality
- Reliable electrical connection
- Maximum protection from external influences



DESCRIPTION	PIN	PART NUMBER	PACKAGING UNIT, QUANTITY
SUPERSEAL pin housing	1-pin	8JA 746 183-012	10
SUPERSEAL socket housing	1-pin	8JA 746 184-012	10
SUPERSEAL pin housing	2-pole	8JA 746 183-022	10
SUPERSEAL socket housing	2-pole	8JA 746 184-022	10
SUPERSEAL pin housing	3-pin	8JA 746 183-032	10
SUPERSEAL socket housing	3-pin	8JA 746 184-032	10
SUPERSEAL pin housing	4-pin	8JA 746 183-042	10
SUPERSEAL socket housing	4-pin	8JA 746 184-042	10
SUPERSEAL pin housing	5-pin	8JA 746 183-052	10
SUPERSEAL socket housing	5-pin	8JA 746 184-052	10
SUPERSEAL pin housing	6-pin	8JA 746 183-062	10
SUPERSEAL socket housing	6-pin	8JA 746 184-062	10
Male pin contact, B 143	1.0 – 1.5 mm ²	8KW 744 836-002	50
Female contact, B 144	1.0 – 1.5 mm ²	8KW 744 837-002	50
Strand insulation, B 145	∅ 1.8–2.4 mm	9GD 746 185-002	50
Strand insulation, B 146	∅ 2.6 – 3.3 mm	9GD 746 186-002	50
Blind plug, B 147	–	9GD 746 187-002	50

DEUTSCH plug connections

"DT series"

The concept combines high quality materials with a connecting system characterised by both reliability and easy handling. Thanks to these properties, the product range is particularly suited to applications where maximum performance is required with a minimum number of disruptions, despite tough environmental conditions.

The symmetrical star crimp process allows a gas-tight connection which is characterised by high resistance to temperature and oxidation-based fluctuations in resistance. The housing locking mechanism with integrated click-in function guarantees a quick and secure connection with a strong grip. The "wedgelocks" used for secondary locking facilitate precise, strain-resistant alignment of the contacts and are "clicked" into position on the contact side of the DT housing.



Range advantages

- environmental sealing – maximum protection from external influences
- high quality housing material
- Strong, gas-tight crimp connections

DESCRIPTION	PIN	PART NUMBER	PACKAGING UNIT, QUANTITY
DEUTSCH housing	2-pole	8JA 201 021-022	10
DEUTSCH connector	2-pole	8JA 201 022-022	10
DEUTSCH "wedgelock" for housing	2-pole	9NB 201 023-022	10
DEUTSCH "wedgelock" for connector	2-pole	9NB 201 024-022	10
DEUTSCH housing	3-pin	8JA 201 021-032	10
DEUTSCH connector	3-pin	8JA 201 022-032	10
DEUTSCH "wedgelock" for housing	3-pin	9NB 201 023-032	10
DEUTSCH "wedgelock" for connector	3-pin	9NB 201 024-032	10
DEUTSCH housing	4-pin	8JA 201 021-042	10
DEUTSCH connector	4-pin	8JA 201 022-042	10
DEUTSCH "wedgelock" for housing	4-pin	9NB 201 023-042	10
DEUTSCH "wedgelock" for connector	4-pin	9NB 201 024-042	10
DEUTSCH housing	6-pin	8JA 201 021-062	10
DEUTSCH connector	6-pin	8JA 201 022-062	10
DEUTSCH "wedgelock" for housing	6-pin	9NB 201 023-062	10
DEUTSCH "wedgelock" for connector	6-pin	9NB 201 024-062	10
DEUTSCH housing, coding "A"	8-pin	8JA 201 021-082	10
DEUTSCH connector, coding "A"	8-pin	8JA 201 022-082	10
DEUTSCH "wedgelock" for housing	8-pin	8JA 201 023-082	10
DEUTSCH "wedgelock" for connector	8-pin	8JA 201 024-082	10
DEUTSCH housing, coding "A"	12-pin	8JA 201 021-122	10
DEUTSCH connector, coding "A"	12-pin	8JA 201 022-122	10
DEUTSCH "wedgelock" for housing	12-pin	8JA 201 023-122	10
DEUTSCH "wedgelock" for connector	12-pin	8JA 201 024-122	10
Contact sleeve	2 mm ²	9NB 201 025-012	50
Contact pin	2 mm ²	9NB 201 025-022	50
Contact sleeve	0.5 – 1.5 mm ²	9NB 201 025-112	50
Contact pin	0.5 – 1.5 mm ²	9NB 201 025-122	50
Blind plug	–	9NB 201 026-012	50

Switch series

3100

The waterproof module switch series for electrical systems meets the requirements of protection class IP 68. The lasered symbols are illuminated by integrated LEDs.

The strength of the product range:

- IP 68 according to test standard IEC EN 60529
- Extremely reliable in extreme conditions
- Ideal for use in agricultural and construction machinery
- Most diverse switch functions in 12/24 V
 - Normally open contact/changeover contact
 - Momentary-contact switch/maintained-contact switch
 - Locking functions
 - Hazard warning light switch
- Wide range of standard and customer-specific laser symbols
- Up to two LED light sources enable direct symbol illumination
- Simple to install, directly in the mounting hole or using a modular mounting frame
- Display lights in the same design for safety-related feedback



The HELLA switch configurator

You can configure your own switches individually at www.hella.com/switch.

Select switching functions, symbol combinations and accessories with just a few clicks.

TECHNICAL DATA

Mounting opening	21.1 mm x 37.0 mm
Material rocker	PC transparent, painted
Base plate material	PBT
Connecting contacts	6.3 mm x 0.8 mm
Coating of switch contacts	CuZn silver-plated
Light Source	max. 2 LEDs 1 x orientation lighting, green 1 x function light, red Warning lights available in amber and green
Symbol type	lasered
Service life	6 A / 24 V at 150,000 switching cycles
Leak tightness	IP 66 terminal side, IP 68
Operating temperature	-40 °C to +85 °C
Storage temperature	-40 °C to +85 °C
Dashboard thickness	for direct installation: 1.6 mm ... 6.3 mm

Accessories

Modular

End piece left, right	9AR 169 209-102/-107
Centre piece	9AR 169 208-102/-107

Dummy panel

9HB 172 229-101/-107

Receptacle housing

Type I	8JD 010 076-102/-107
Type II	8JD 010 076-112/-117
Type III	8JD 010 076-122/-127

Flat receptacle 6.3 mm

0.5 mm ² – 1 mm ²	8KW 744 882-003
1.5 mm ² – 2.5 mm ²	8KW 744 825-003

Dismantling tool

8PE 197 631-001

Switch series

4100

The module switch series with self-cleaning contacts is suitable for modern electrical and electronic systems. This also ensures reliable switching of small currents without contaminating the contacts. The series features a timeless design, with lasered symbols illuminated by integrated LEDs.

The strength of the product range:

- Modular design of the switch
- Realisation of a wide variety of 12 V and 24 V switching functions:
 - Normally open contact/ changeover contact
 - Momentary-contact switch/maintained-contact switch
 - Locking function
 - Hazard warning light switch
- Wide range of standard and customer-specific symbols
- Selective, reliable and durable illumination of the symbols by using up to 4 LED light sources
- Simple to install, directly in the mounting hole or using a modular mounting frame
- Display lights in the same design for safety-related feedback
- Modern and timeless design
- Pleasant to the touch



The HELLA switch configurator

You can configure your own switches individually at www.hella.com/switch.

Select switching functions, symbol combinations and accessories with just a few clicks.

TECHNICAL DATA

Mounting opening	19,8 mm x 41,8 mm
Material rocker	PC transparent, painted
Base plate material	PA white, housing PA black
Connecting contacts	3 mm Junior Power Timer
Coating of switch contacts	AgNi
Light Source	max. 4 LEDs 2 x orientation lighting, green 2 x function lighting, red Warning lights also available in blue and amber
Symbol type	lasered
Service life	5 mA / 450,000 cycles 5 A / 24 V inductive / 270,000 cycles 4 A / 24 V lamp (75 W) / 90,000 cycles 10 A / 24 V resistive/80,000 cycles
Leak tightness	IP 54
Operating temperature	-40 °C to +85 °C
Storage temperature	-40 °C to +100 °C
Dashboard thickness	2 mm switch for direct installation

Accessories

Installation frame

Simple	9AR 168 396-002 / -007
--------	------------------------

Modular

End piece, left	9AR 169 209-002 / -007
End piece, right	9AR 169 210-002 / -007
Centre piece	9AR 169 208-002 / -007

Dummy panel

9HB 172 229-002 / -007

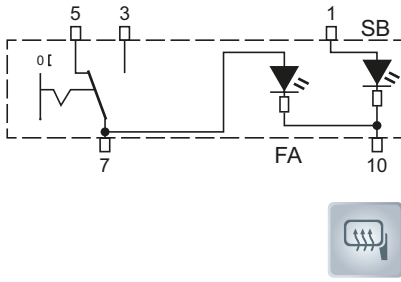
Cable sachet housing, 10-pin

8JD 010 076-002 / -007

Flat receptacle, 2,8 mm

Junior Power Timer 0.5 mm ² – 1 mm ²	8KW 863 934-003
Junior Power Timer 1.5 mm ² – 2.5 mm ²	8KW 863 934-023 / -024

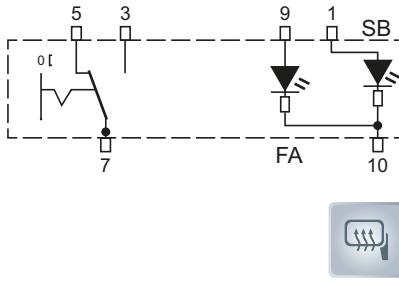
Module switches from series 4100
for motorhomes



HEATABLE OUTER MIRROR

Locking changeover contact, 1-pin, 2-level

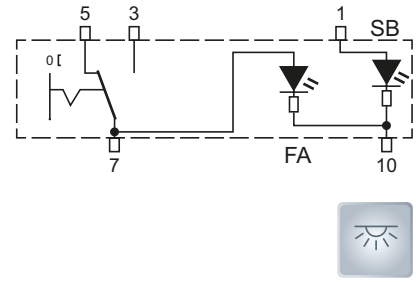
Function	01
Function check	1 x internal
Rated voltage	12 V
Symbol	1: 176
Packaging unit	1 unit
6FH 354 100-671	



HEATABLE OUTER MIRROR

Locking changeover contact, 1-pin, 2-level

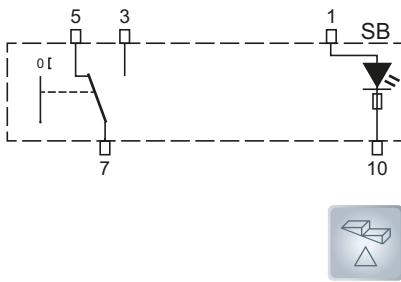
Function	08
Function check	1 x external
Rated voltage	12 V
Symbol	1: 176
Packaging unit	12 units
6FH 354 103-922	



INTERIOR LIGHTING

Locking changeover contact, 1-pin, 2-level

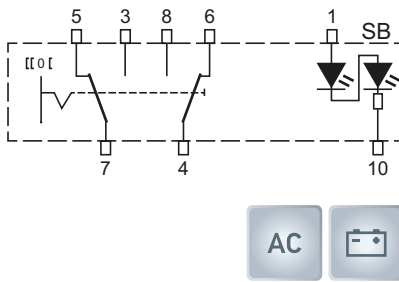
Function	01
Function check	1 x internal
Rated voltage	12 V
Symbol	1: 020
Packaging unit	1 unit
6FH 354 103-541	



STEP

Locking changeover contact, 1-pin, 2-level

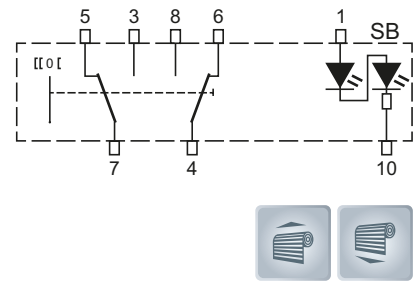
Function	07
Function check	none
Rated voltage	12 V
Symbol	1: 183
Packaging unit	12 units
6FH 354 100-682	



AIR CONDITIONING

Locking changeover contact, 2x1-pin, 2-level

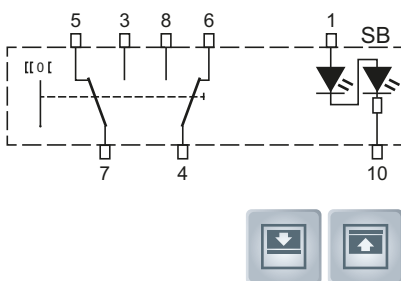
Function	14
Function check	none
Rated voltage	12 V
Symbol	1: 235, 2: 100
Packaging unit	1 unit
6FH 354 104-831	



WINDOW BLIND

Locking changeover contact, 2 x 1-pin, 2-level

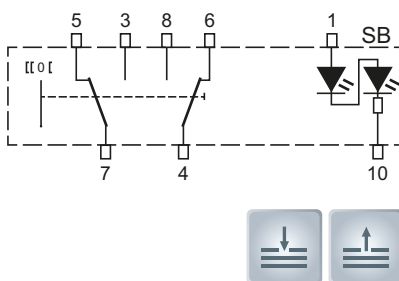
Function	15
Function check	none
Rated voltage	12 V
Symbol	1: 308, 2: 307
Packaging unit	12 PC's
6FH 354 105-762	



WINDOW UP/DOWN

Locking changeover contact, 2 x 1-pin, 2-level

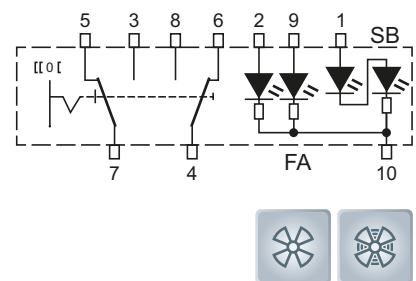
Function	15
Function check	none
Rated voltage	12 V
Symbol	1: 250, 2: 249
Packaging unit	12 PC's
6FH 354 111-392	



SUN PROTECTION

Locking changeover contact, 2 x 1-pin, 2-level

Function	15
Function check	none
Rated voltage	12 V
Symbol	1: 286, 2: 285
Packaging unit	12 PC's
6FH 354 111-412	

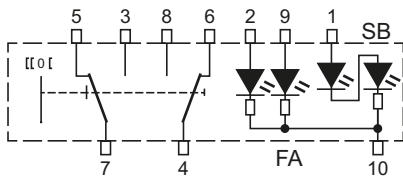


BLOWER

Locking changeover contact, 2x1-pole, 2-level

Function	21
Function check	2 x external
Rated voltage	12 V
Symbol	1: 156, 2: 155
Packaging unit	12 units
6FH 354 111-402	

Module switches from series 4100 for motorhomes

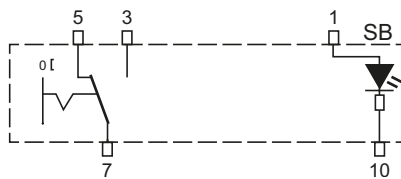


DEFROSTING WINDSHIELD

Locking changeover contact, 2 x 1-pin, 2-level

Function	22
Function check	2 x external
Rated voltage	12 V
Symbol	1 : 177
Packaging unit	12 units

6FH 354 112-811

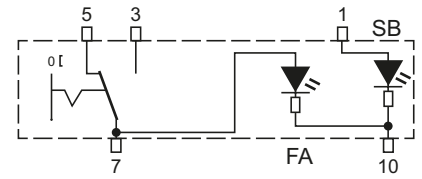


READING LIGHT

Locking changeover contact, 1-pin, 1-level

Function	01
Function check	1 x internal
Rated voltage	12 V
Symbol	1 : 026
Packaging unit	1 unit

6FH 354 126-301

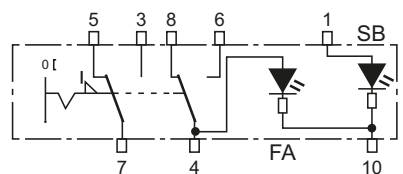


HEATED FRESH WATER TANK

Locking changeover contact, 1-pin, 1-level

Function	00
Function check	none
Rated voltage	12 V
Symbol	1 : 295
Packaging unit	1 unit

6FH 354 120-301

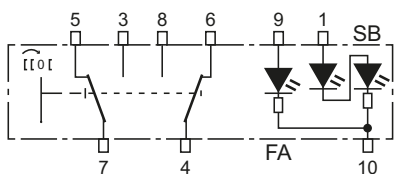


WASTE WATER

Locking changeover contact, 2-pin, 1-level

Function	05
Function check	1 x external
Rated voltage	12 V
Symbol	1 : 658
Packaging unit	12 units

6FH 354 122-942

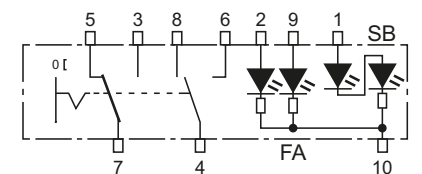


BLUETOOTH

Locking, non-latching changeover contact, 2 x 1-pin, 2-level

Function	20
Function check	1 x external
Rated voltage	12 V
Symbol	1 : 646, 2 : 645
Packaging unit	12 units

6FH 354 122-152



RADIO

Locking changeover contact, 2-pin, 1-level

Function	13
Function check	2 x external
Rated voltage	12 V
Symbol	1 : 657, 2 : 656
Packaging unit	12 PC's

6FH 354 122-682

HELLA switch configurator



HELLA module switch configuration tool

Configure your switches yourself! Firstly, choose between the waterproof 3100 series or the 4100 series.

You can select any switch functions as well as the operating voltage, combinations of symbols and the corresponding accessories with only a few clicks. They can easily be transferred to a favourites list, printed out or sent as an online request.

Your request will be processed individually with the desired symbol configuration and customer-specific article number on a project-specific basis.



www.hella.com/switch



ACCESSORIES

- Universal accessories
- Emergency accessories
- HELLA worlds

Universal accessories

Connectors, adapters and sockets



UNIVERSAL CONNECTOR

2-pin with screwed-on strain relief and 8 A fuse, suitable for cigarette lighters and standard sockets (ISO 4165), screw connection up to 2.5 mm

6–24 V **8JA 007 589-001**



CONNECTOR

2-pin in accordance with ISO 4165

6–24 V **8JA 002 262-001**



CONNECTOR

7-pin in accordance with ISO 1724, plastic version, screw connections

12 V **8JA 001 930-003**



CONNECTOR

13-pin in accordance with ISO 11 446, plastic version, screw connections, with rubber grommet

12 V **8JA 005 951-001**



MINI-SHORT ADAPTER

From 7-pin socket (ISO 1724) on the towing vehicle to 13-pin connector (ISO 11 446) on the trailer

12 V **8JA 008 981-001**



CABLE ADAPTER

From 13-pin socket (ISO 11 446) on the traction vehicle
To 7-pin connector (ISO 11 446) on the trailer, with 250 mm cable

12 V **8JA 005 952-001**



SUPER-SHORT ADAPTER

From a 13-pin socket (ISO 11 446) on a towing vehicle
To a 7-pin connector (ISO 11 446) on a trailer.

12 V **8JA 008 969-001**



CONNECTOR SOCKET

7-pin in accordance with ISO 1724, plastic version, screw connections

12 V **8JB 001 943-003**



CONNECTOR SOCKET

13-pin in accordance with ISO 11 446, plastic version, screw connections, with rubber grommet and rubber seal in the cover.

12 V **8JB 005 949-001**



CONNECTOR SOCKET

13-pin in accordance with ISO 11 446, plastic design, screw connections, with rear fog light deactivation.

12 V **8JB 005 949-011**



SOCKET

2-pin in accordance with ISO 4165, without cover, 6.3 mm blade terminal connections, load-carrying capacity: max. 16 A.

6–24 V **8JB 001 946-072**



SOCKET

2-pin in accordance with ISO 4165, 6.3 mm blade terminal connections, with a spring-loaded cover, load-carrying capacity: max. 16 A.

6–24 V **8JB 001 946-082**



SOCKET

2-pin in accordance with ISO 4165, 6.3 mm blade terminal connections, with spring-loaded cover, load-carrying capacity: max. 16 A.

6–24 V **8JB 001 946-092**



SURFACE-MOUNTED SOCKET

2-pin in accordance with ISO 4165, screw connections, load-carrying capacity: max. 16 A.

6–24 V **8JB 004 123-001**



POWER SOCKET

2-pin with cover and split sleeve, suitable for cigarette lighter connector, 6.3 mm blade terminal connections, load-carrying capacity: max. 16 A.

6–24 V **8JB 008 023-001**

HELLA worlds

Website, apps and more



Website for motorhomes and caravans

Here, you can find everything you need to know about new products, technology and options for equipping your vehicle. Learn more about our solutions for a modern temporary home.

www.hella.com/caravan



Shapeline Configuration tool

Become a lighting designer and configure your own custom vehicle light signature.

www.hella.com/shapeline



90 mm Configuration tool

Just a few steps to the right product for your motorhome from the HELLA 90 mm module series.

www.hella.com/90mm-modules



Module switch Configuration tool

Put your own individual switches together quickly and easily by using our module switch configurator.

www.hella.com/switch



Electronics tool

Electronics products from HELLA for special original equipment intended for caravans and motorhomes.

www.hella.com/electronics-tool

HELLA Mobile Apps



With our HELLA apps, you can interact with the products and make use of our practical services when using your smartphone or tablet while on the road.

With the HELLA Addlight App, for example, you can virtually install auxiliary headlamps from HELLA on your own vehicle and also look at these in a detailed 360° view. You can also drive through the darkness with the HELLA Night Driving App and discover more about HELLA light systems.



Simply let yourself get carried away to interactive worlds with our range of apps - experience different light technologies, illumination and much more.

www.hella.com/app



HELLA KGaA Hueck & Co.

Rixbecker Straße 75
59552 Lippstadt, Germany
Tel.: +49 2941 38-0
Fax: +49 2941 38-7133
Internet: www.hella.com

HELLA, Inc.

201 Kelly Drive
P.O. Box 2665
Peachtree City, GA 30269
Toll Free: 1-877-224-3552
Fax: 1-800-631-7575
www.hellausa.com

HELLA Limited

Unit 6 Appletree Industrial Estate
Chipping Warden
Banbury, Oxon
OX17 1LL
England, UK
Tel.: (01295) 662400
Fax: 0800 7832571
E-mail: hella.sales@hella.com
Website: www.hella.co.uk

HELLA CZ, s.r.o.

Revoluční 785
285 22 Zruč nad Sázavou
Česká republika
Tel.: (+420) 327 536 425
(+420) 606 619 472
Fax: (+420) 327 536 421
Internet: www.hella.cz
e-mail: hella.cz@hella.com
www.facebook.com/hella.czech

© HELLA KGaA Hueck & Co., Lippstadt
9Z2 999 139-867 J01229/DRA/07.17/1.4
Subject to technical and price modifications
Printed in Germany