

PRODUCT CATALOGUE 24V

0816

PRODUCT CATALOGUE 24V



Content



general notes

- 04 preface introduction
- 08 the system

lamps

- 12 rear lamps
- 41 position lamps
- 53 side marker lamps
- 60 end outline marker lamps
- 67 number plate lights
- 70 number plate holder
- 71 additional brake lamps
- 72 flashline
- 74 working lamps/
reversing lamps
- 77 interior lamps

standard wiring systems

- 82 front connection
- 82 main cables
- 83 SML-loom / flat cables
- 83 distribution cables
- 84 adapter cables
- 85 extension cables

junction boxes

- 88 3-socket
junction box
- 89 junction box ASS1



rear bumper

92 rear bumpers

spare parts and accessories

- 96** LED control gears
- 98** RDC - Premium
- 99** RDC - ramp distance control
- 100** SMCG - side marker control gear
- 100** ERD - electronic reverse light device
- 101** electronic reversing buzzer
- 101** voltage reducer
- 104** spare parts and connection elements
- 106** reflectors
- 108** extension cables
- 108** marker boards
- 109** enlargements
- 110** ISO plugs and sockets
- 111** contour marking tape

installation regulations

114 installation regulations

attachments

- 122** part numbers summary
- 124** wiring diagrams
- 125** approval numbers

Aspöck Systems

Aspöck Systems – we bring light to the road

At Aspöck Systems we have made it our business to design, develop and build the best possible total solutions for Europe's vehicle manufacturers. And here we mean the complete range of vehicles.

Individual systems - Satisfied customers. Since their inception in 1977, Aspöck Systems GmbH has focused on a philosophy that has made it one of today's leading producers of lighting systems for the vehicle industry: developing custom-tailored solutions for each individual customer. This is the flexibility that has become the successful trademark of Aspöck Systems.

Innovative products. We see it as our obligation to make our entire range of cable and light systems compatible with the state-of-the-art, and play a pioneering role in setting new standards. We apply waterproof cables, connection systems and LED lighting to every field of application.

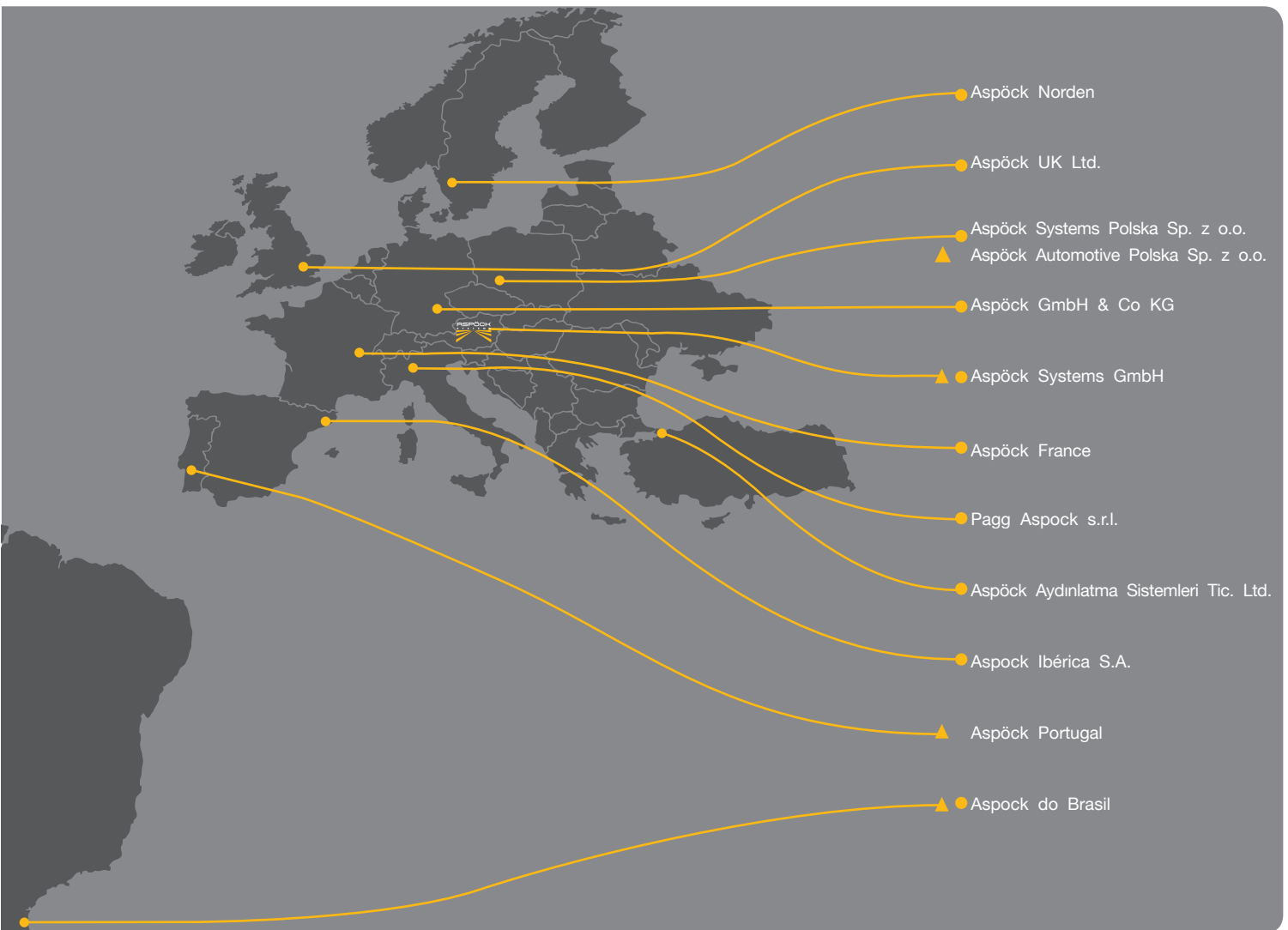
Continuous growth. Our headquarters in Peuerbach, Upper Austria has undergone continuous expansion in the production, storage and management sectors. Every year we invest in new production facilities, testing equipment and development systems to remain at the cutting edge of technology. At the same time we promote the further education and training of our employees, so that they always have the right answer when confronted with difficult questions, such as specific legislation issues.



Aspöck Systems GmbH

Subsidiaries.

A perfectly organised sales and service network throughout Europe guarantees short delivery times and a high degree of technical expertise. Many of the sales and service centres are our own subsidiaries, or those of sales partners.



- Sales
- ▲ Production

Milestones

'77

Aspöck company founded as manufacturer of lighting systems for agricultural vehicles.

'81

First production workshop opens in Peuerbach

'82

First Aspöck connector system developed;

new customers: car trailer manufacturers

'88

formation of Aspöck Germany

'91

new customers: caravan manufacturers

'92

New customers: truck trailer manufacturers

Introduce moulding technology to connector systems

'04

formation of Aspöck Norden

new customers: truck manufacturers

'05

new customers: car manufacturers

'06

New customers: motorcycle manufacturers
take-over Fabrilcar

'07

Renaming Fabrilcar as Aspöck Portugal

'08

'96

First Aspöck
„Multipoint“ light
produced

'97

New customers:
bicycle carrier rack
manufacturers

'99

formation of
Aspöck Iberica and
formation of
Trailer Lite

'01

formation of
Aspöck UK
formation of
Aspöck France
formation of
Aspöck do Brasil

'03

Partnership
PAGG Aspöck

implementing of
the fully automated
high rack ware-house
in Peuerbach

'09

extension of the
manufacturing base
location: Portugal

'11

formation of
Aspöck Poland

'12

„Europoint III“
The first lamp with
a „Light Guide“ for
trailers

'13

Formation of
Aspöck Turkey

extension of the
manufacturing base
location: Portugal

'15

opening of new
manufacturing base
location: Poland

'16

Aspöck cable systems

Aspöck connector systems

Aspöck cable systems consists of 2-, 3-, 7- and 17-pin connectors and sockets. Each cable system is available to match every 24 V trailer. Aspöck connector systems enable all components to be connected up easily. All plug/socket units are moulded and approved to protection class IP69K (waterproof against spray water and when submerged in water).

2-pin ASS1 plug



The 2-pin ASS1 plug and socket housing enable connections to be made quickly for systems such as: position lights, side lights and outline lights as well as additional functions requiring a 2-pin connection.

3-pin ASS3 plug



Thanks to its small diameter, the 3-pin ASS3 plug offers speed and flexibility during installation. The ASS3 can also be used for 3-pin additional functions.

2-pin ASS2 plug



The 2-pin ASS2 plug is a further development of the 2-pin ASS1 plug – the advantage is an additional bayonet connection. This system enables connections to be made quickly and reliably for systems such as: position lights, side lights and outline lights as well as additional functions requiring a 2-pin connection.

7-pin ASS2 plug



Aspöck rear lights are linked to the Aspöck connection system using this 7-pin plug. The 7-pin plug and moulded housing can also be used for other additional functions.

17-pin ASS3 plug





The 17-pin plug and moulded housing are used to connect front-end power supply, main cable and rear cable system as well as linking up to an additional distributor.

Press & Ready System (P&R)

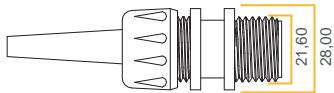


The P&R cable system offers an additional method of establishing contacts quickly and easily for vehicle installations. All Aspöck single-function lights can be equipped and connected using the P&R System. The cables can be supplied in different lengths to match each application. These lights can be mounted at any point on a 2-core flat cable and have already been function tested. Because each individual conductor features a silicon seal, the system is completely waterproof and can even be used for hazard goods transport applications (ADR).

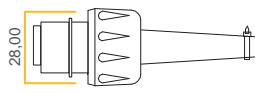
	DESCRIPTION	PART NO.
	P&R-tool/plier	10-0100-517
	cap for P&R connector	15-5971-007

Dimensions of various types of connector

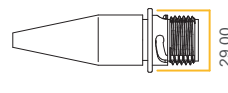
2 pin ASS1 male



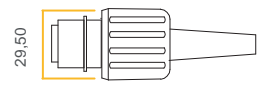
2 pin ASS1 female



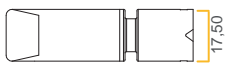
2 pin ASS2 male



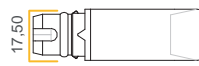
2 pin ASS2 female



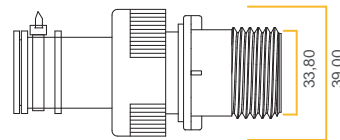
3 pin ASS3 male black



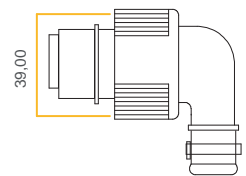
3 pin ASS3 female black



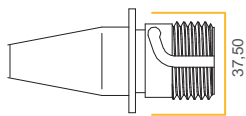
7 pin ASS1 male



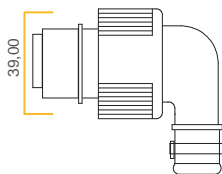
7 pin ASS1 female



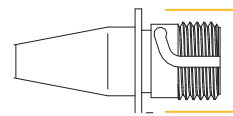
7 pin ASS2 male



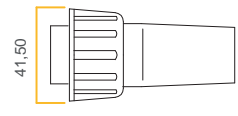
7 pin ASS1 female



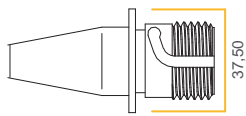
7 pin ASS2 male



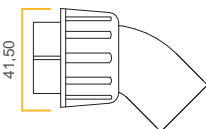
7 pin ASS2 female



7 pin ASS2 male



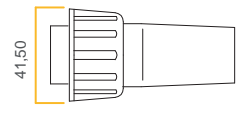
7 pin ASS2 45° female



7 pin ASS2.1 male
only on rear lamps



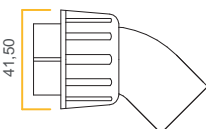
7 pin ASS2 female



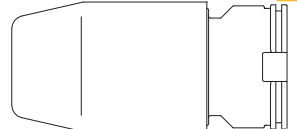
7 pin ASS2.1 male
only on rear lamps



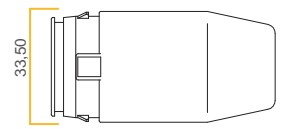
7 pin ASS2 45° female



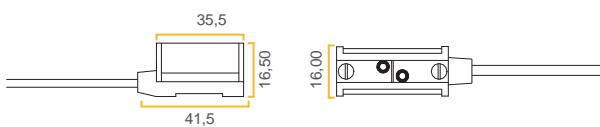
17 pin ASS3 male



17 pin ASS3 female



P&R System



Connector Service Set

Aspöck 2-, 3-, 7- and 17-pin service and spares sets are available for integrating customer-specific lights or assemblies into the Aspöck connection system and retrofitting Aspöck components.

24V Lamps

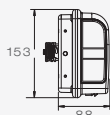
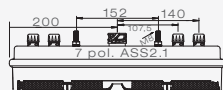
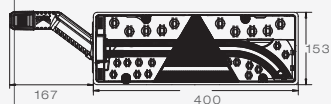
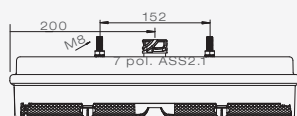
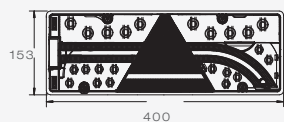






* EUROPOINT III LED

WITH 7 PIN ASS2.1 CONNECTION



GENERAL DESCRIPTION

- The first lamp with a „light guide“ (= fiber optics, already known from the automotive industry) designed especially for heavy duty trailers
- opportunity for direct mounting of an additional flexible LED end outline marker lamp
- pre-wired with 7 pin central connection of Type Aspöck ASS2.1
- 4 pcs additional 2 pin connectors on the rear of the lamp
- dimensions 400 x 153 x 88 mm

DESCRIPTION

- left
- right
- left, including cross wiring outline marker Superpoint IV with integrated direction indicator LCG
- right, including cross wiring outline marker Superpoint IV with integrated direction indicator LCG
- left, 4 x 2 pin ASS2
- right, 4 x 2 pin ASS2
- left including cross wiring outline marker Superpoint IV
- right including cross wiring outline marker Superpoint IV
- left with integrated LCG direction indicator
- right with integrated LCG direction indicator
- left including cross wiring outline marker Superpoint IV, with 4 x 2 pin ASS2
- right including cross wiring outline marker Superpoint IV, with 4 x 2 pin ASS2



PART NO

- 25-7000-707
- 25-7400-707
- 25-7020-737
- 25-7420-767
- 25-7000-717
- 25-7400-717
- 25-7020-707
- 25-7420-707
- 25-7000-747
- 25-7400-747
- 25-7020-717
- 25-7420-717

SPARE PARTS / ACCESSORIES



DESCRIPTION

- lens left as spare part
- lens right as spare part
- insert „Light guide“ left
- insert „Light guide“ right
- LED insert direction indicator left
- LED insert direction indicator right
- LED insert for stop light left
- LED insert for stop light right
- LED insert for reverse light left
- LED insert for reverse light right
- LED insert for fog light right
- LED insert for fog light left
- end outline marker left red/white/orange
- end outline marker right red/white/orange

PART NO

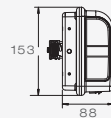
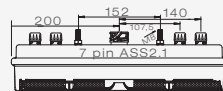
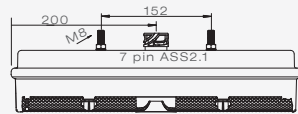
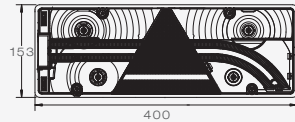
- 18-8570-001
- 18-8570-101
- 12-1570-001
- 12-1570-101
- 12-1570-224
- 12-1574-224
- 12-1570-204
- 12-1574-204
- 12-1570-234
- 12-1574-234
- 12-1574-214
- 12-1570-214
- 31-3103-024
- 31-3102-024

* please notice the general advice at page 96



EUROPOINT III

WITH 7 PIN ASS2.1 CONNECTION



GENERAL DESCRIPTION

- The first lamp with a „light guide“ (= fiber optics, already known from the automotive industry) designed especially for heavy duty trailers
- opportunity for direct mounting of an additional flexible LED end outline marker lamp
- pre-wired with 7 pin central connection of Type Aspöck ASS2.1
- 4 pcs additional 2 pin connectors on the rear of the lamp
- dimensions 400 x 153 x 88 mm

DESCRIPTION

left

right

left, 4 x 2 pin ASS2

right, 4 x 2 pin ASS2

left including cross wiring outline marker Superpoint IV

right including cross wiring outline marker Superpoint IV

left including cross wiring outline marker Superpoint IV, with 4 x 2 pin ASS2

right including cross wiring outline marker Superpoint IV, with 4 x 2 pin ASS2



PART NO

25-7000-507

25-7400-507

25-7000-517

25-7400-517

25-7020-507

25-7420-507

25-7020-517

25-7420-517

SPARE PARTS / ACCESSORIES



DESCRIPTION

lens left as spare part

lens right as spare part

insert „Light guide“ left

insert „Light guide“ right

LED insert direction indicator left

LED insert direction indicator right

LED insert for stop light left

LED insert for stop light right

LED insert for reverse light left

LED insert for reverse light right

LED insert for fog light right

LED insert for fog light left

PART NO

18-8570-001

18-8570-101

12-1570-001

12-1570-101

12-1570-224

12-1574-224

12-1570-204

12-1574-204

12-1570-234

12-1574-234

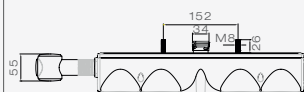
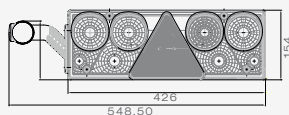
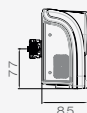
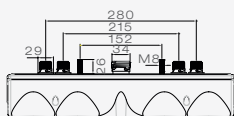
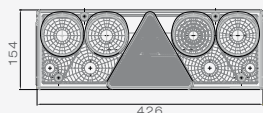

12-1574-214

12-1570-214



* EUROPOINT II LED

WITH 7 PIN ASS2 CONNECTOR



GENERAL DESCRIPTION

- unique clear glass design
- number plate light option at the bottom
- option of 4 additional two pin connectors on the rear of the lamp for extra functions
- only one spare lens (for both sides)
- easy modifying to LED
- all functions in LED

DESCRIPTION


- left tail light in LED
- left with NPL and tail light in LED
- right tail light in LED
- left with EOM lamp in LED r/w
- right with EOM lamp in LED r/w
- left all functions in LED except side marker lamp and position lamp
- left all functions and the EOM lamp are in LED r/w
- right all functions in LED except side marker lamps and position lamp
- right all functions and the EOM lamp are in LED r/w



PART NO

- 25-6000-707
- 25-6001-707
- 25-6400-707
- 25-6021-707
- 25-6421-707
- 25-6000-757
- 25-6020-757
- 25-6400-757
- 25-6420-757

SPARE PARTS / ACCESSORIES



LED insert tail light



LED Insert for direction indicator, reversing light, fog light and stop light



DESCRIPTION

- spare lens left and right usable
- EOM lamp left red/white in LED
- EOM lamp right red/white in LED
- LED insert for tail light
- LED insert for direction indicator
- LED insert for reverse
- LED insert for fog light
- LED insert for stop light



PART NO

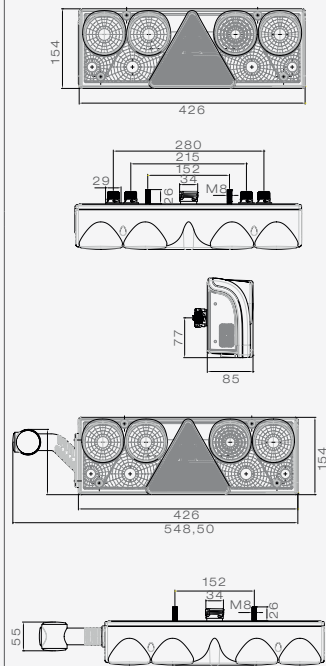
- 18-8560-002
- 31-3305-084
- 31-3306-084
- 12-1560-001
- 12-1560-011
- 12-1560-021
- 12-1560-031
- 12-1560-141

* please notice the general advice at page 96



EUROPOINT II

WITH 7 PIN ASS2 CONNECTOR



GENERAL DESCRIPTION

- unique clear glass design
- with and without number plate light to the bottom
- two bulbs for stop and tail light
- available with all functions in LED
- option of 4 additional 2 pin connectors of the rear side of the lamp for extra functions
- only one spare lens for left and right
- integrated side marker lamp

DESCRIPTION

- left
- left with number plate light
- right
- right with number plate light
- left with additional 4 pieces 2 pin connections
- right with additional 4 pieces 2 pin connections
- left with end outline marker red/white
- right with end outline marker red/white



PART NO

- 25-6000-507
- 25-6001-507
- 25-6400-507
- 25-6401-507
- 25-6200-507
- 25-6600-507
- 25-6011-517
- 25-6411-517

SPARE PARTS AND ACCESSORIES



LED insert tail light

LED Insert for direction indicator, reversing light, fog light and stop light

DESCRIPTION

- Europoint II left as spare part
- Europoint II right as spare part
- Europoint II left with additional 4 pieces 2 pin connections as spare part
- Europoint II right with additional 4 pieces 2 pin connections as spare part
- left with end outline marker red/white as spare part
- right with end outline marker red/white as spare part
- spare lens Europoint II
- lens end outline marker red/white
- end outline marker left red/white
- end outline marker right red/white
- orange bulb for direction indicator
- bulb for end outline marker 24V 4W
- bulb 24V 10W
- bulb 24V 21W
- LED insert for tail light
- LED insert for direction indicator
- LED insert for reverse
- LED insert for fog light
- LED insert for stop light
- reverse beeper
- close connection
- protection cap small
- protection cap big

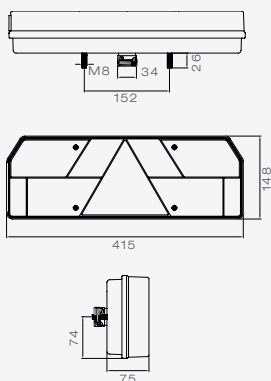
PART NO

- 25-6000-501
- 25-6400-501
- 25-6200-501
- 25-6600-501
- 25-6011-511
- 25-6411-511
- 18-8560-002
- 18-8141-004
- 31-3305-064
- 31-3306-064
- 16-6321-607
- 16-6304-007
- 16-6310-007
- 16-6321-007
- 12-1560-001
- 12-1560-011
- 12-1560-021
- 12-1560-031
- 12-1560-141
- 12-3922-014
- 15-5623-304
- 15-5270-004
- 15-5276-004



EUROPOINT I

WITH 7 PIN ASS2 CONNECTOR



GENERAL DESCRIPTION

- only one spare lens for both sides
- with or without number plate light to the bottom
- shock absorbed bulb holder
- two bulbs for stop and tail light
- integrated side marker lamp

DESCRIPTION

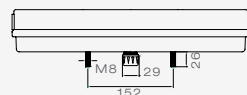

Europoint I left
 Europoint I right
 left with number plate light
 right with number plate light



PART NO

25-5000-507
 25-5400-507
 25-5001-507
 25-5401-507

WITH CABLE GLANDS



DESCRIPTION


Europoint I left
 Europoint I right
 left with number plate light



PART NO

25-5100-507
 25-5500-507
 25-5101-507

SPARE PARTS / ACCESSORIES



DESCRIPTION

Europoint I left as spare part
 Europoint I right as spare part
 spare lens usable for left and right
 yellow filter for direction indicator
 4 pieces lens-screws
 bulb 24V 5W
 bulb 24V 10W
 bulb 24V 21W
 bulb 24V 21/5W



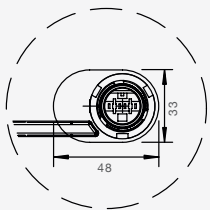


PART NO

25-5000-501
 25-5400-501
 18-8550-002
 18-8555-007
 14-1430-357
 16-6305-007
 16-6310-007
 16-6321-007
 16-6322-007



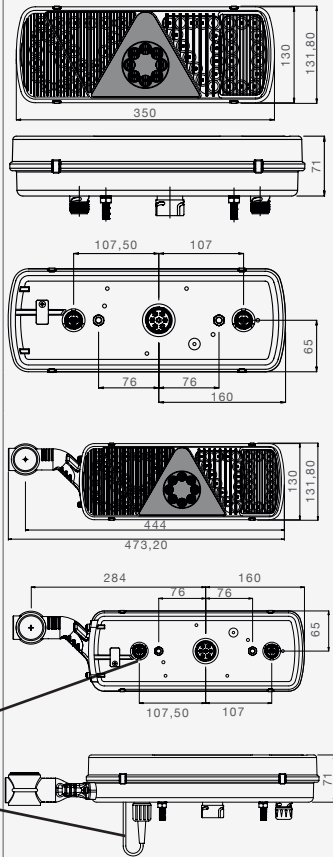
*** ECOLED**

7 PIN ASS2 CONNECTOR



ATTENTION!

long slot necessary



GENERAL DESCRIPTION

- new unique design with all functions in LED
- tight construction
- additional 2 x 2 pin ASS2 exits for additional options
- low current consumption
- trailer identification including (direction indicator monitoring) according to ECE 48 without additional tools
- integrated side marker light with reflector
- with or without end outline marker
- LCG function included for the direction indicator function

DESCRIPTION

- EcoLED - standard left
- EcoLED - standard right
- EcoLED - with 2 x ASS2 left
- EcoLED - with 2 x ASS2 right
- EcoLED - with outline marker and 2 x ASS2 left
- EcoLED - with outline marker and 2 x ASS2 right



PART NO

- 25-3800-507
- 25-3900-507
- 25-3800-517
- 25-3900-517
- 25-3820-517
- 25-3920-517

SPARE PARTS / ACCESSORIES



DESCRIPTION

- end outline marker LED left red/white/orange
- end outline marker LED right red/white/orange
- additional LCG 2 - EcoLED


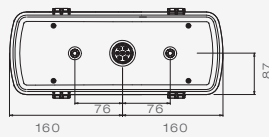


PART NO

- 31-3305-237
- 31-3306-237
- 75-0309-001

ECOFLEX

WITH 7 PIN ASS2 CONNECTOR



GENERAL DESCRIPTION

- Integrated reflex reflector
- Available with rubber stalk marker (bulb or LED version)
- Standard ASS2 7 pin connector
- Protective rubber housing
- Clip-on lens, for easy replacement

DESCRIPTION

- EcoFlex standard left
- EcoFlex with bulb stalk marker left
- EcoFlex with LED stalk marker left
- EcoFlex standard right
- EcoFlex with bulb stalk marker right
- EcoFlex with LED stalk marker right



PART NO

- 25-2800-407
- 25-2810-407
- 25-2820-407
- 25-2900-407
- 25-2910-407
- 25-2920-407

SPARE PARTS / ACCESSORIES



DESCRIPTION

- EcoFlex spare lens left
- EcoFlex spare lens right
- Superpoint 3 LED stalk marker for EcoFlex right
- Superpoint 3 LED stalk marker for EcoFlex left
- Superpoint 3 bulb stalk marker for EcoFlex left
- Superpoint 3 LED stalk marker for EcoFlex left
- LED insert for tail+stop light left
- LED insert for tail+stop light right

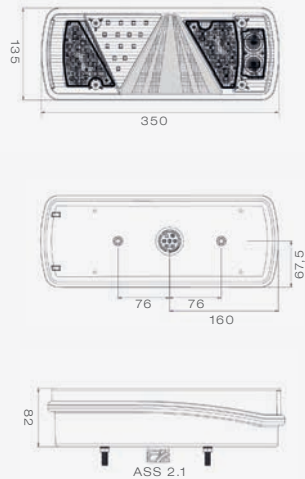


PART NO

- 18-8528-402
- 18-8529-402
- 31-3302-024
- 31-3302-044
- 31-3303-024
- 31-3303-044
- 12-1528-001
- 12-1529-001

* ECOPOINT II LED

WITH 7 PIN ASS2 CONNECTOR



GENERAL DESCRIPTION

- new design
- integrated side marker light with reflector
- available end outline marker (in bulb version)
- additional 2x 2 pin ASS2 exits for additional options
- with or without number plate light

DESCRIPTION

Ecopoint II full LED left
Ecopoint II full LED right

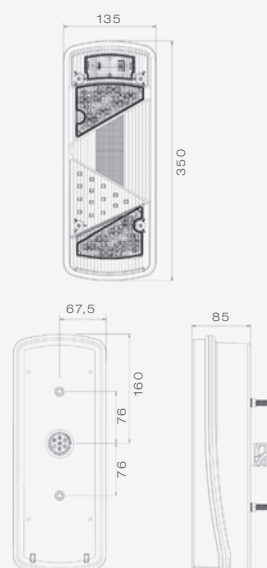


PART NO
25-2801-707
25-2960-707



* ECOPOINT II LED WITHOUT TRIANGLE

WITH 7 PIN ASS2 CONNECTOR



GENERAL DESCRIPTION

- without triangle
- mounting opportunity horizontal / vertical

DESCRIPTION

Ecopoint II voll LED without triangle left
Ecopoint II voll LED without triangle right

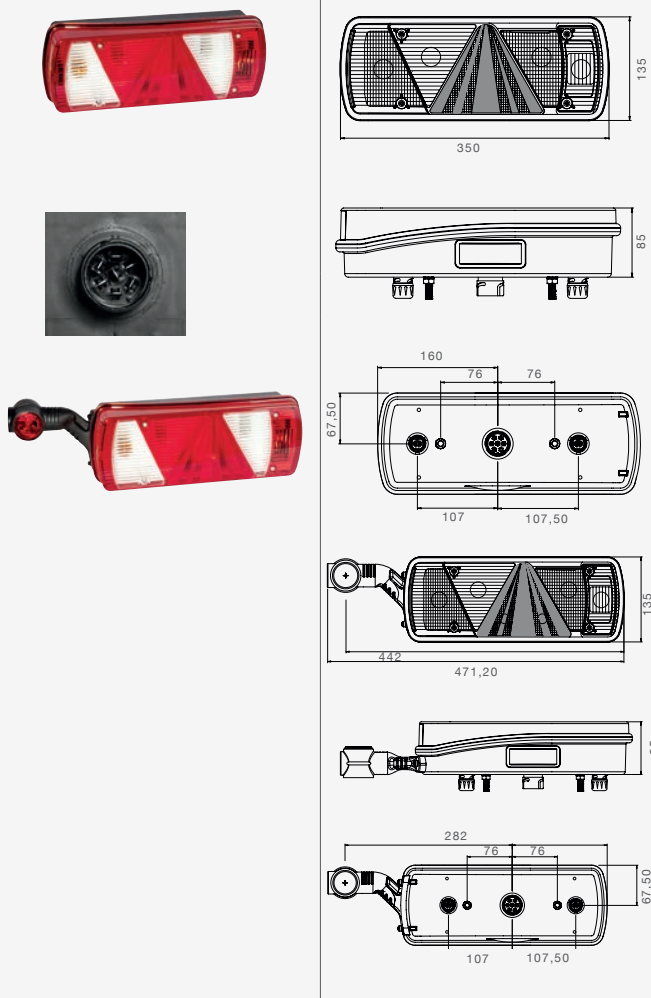


PART NO
25-2860-707
25-2960-707



ECOPOINT II

WITH 7 PIN ASS2 CONNECTOR



GENERAL DESCRIPTION

- new design with lighted triangle
- integrated side marker light with reflector
- available end outline marker (in bulb version)
- additional 2x 2 pin ASS2 exits for additional options
- with or without number plate light

DESCRIPTION

- Ecopoint II standard left
- Ecopoint II standard right
- Ecopoint II with outline marker left
- Ecopoint II with outline marker right
- Ecopoint II with 2x ASS2 left
- Ecopoint II with 2x ASS2 right
- Ecopoint II with outline marker and 2x ASS2 left
- Ecopoint II with outline marker and 2x ASS2 right

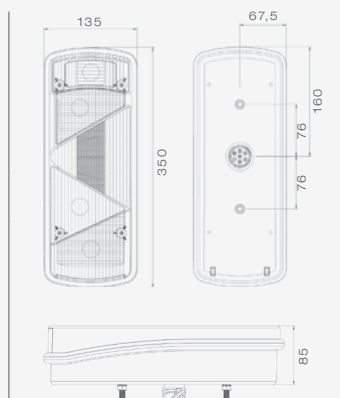



PART NO

- 25-2800-507
- 25-2900-507
- 25-2810-507
- 25-2910-507
- 25-2800-517
- 25-2900-517
- 25-2810-517
- 25-2910-517

ECOPOINT II WITHOUT TRIANGLE

WITH 7 PIN ASS2 CONNECTOR



GENERAL DESCRIPTION

- without triangle
- mounting opportunity horizontal / vertical

DESCRIPTION







- Ecopoint II without triangle left
- Ecopoint II without triangle right



PART NO

- 25-2860-047
- 25-2960-047

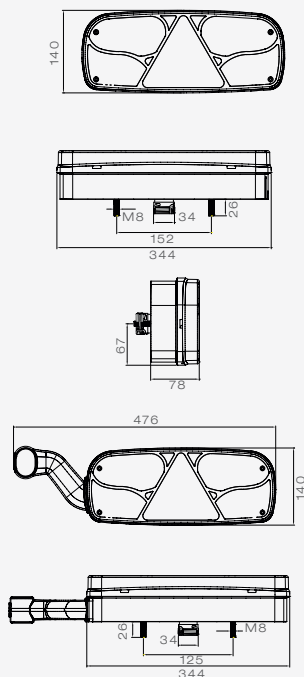

SPARE PARTS / ACCESSORIES

	DESCRIPTION	PART NO
	Ecopoint II standard left	25-2800-501
	Ecopoint II standard right	25-2900-501
	Ecopoint II with outline marker left	25-2810-501
	Ecopoint II with outline marker right	25-2910-501
	Ecopoint II with 2x ASS2 left	25-2800-511
	Ecopoint II with 2x ASS2 right	25-2900-511
	Ecopoint II with outline marker and 2x ASS2 left	25-2810-511
	Ecopoint II with outline marker and 2x ASS2 right	25-2910-511
	Ecopoint II left included LED insert at tail and stop light	25-2800-451
	Ecopoint II right included LED insert at tail and stop light	25-2900-451
	Ecopoint II with outline marker left included LED insert at tail and stop light	25-2810-451
	Ecopoint II with outline marker right included LED insert at tail and stop light	25-2910-451
		
		
		
		
		
		
	LED insert for tail+stop light left	12-1528-001
	LED insert for tail+stop light right	12-1529-001
	spare lense Ecopoint II left	18-8528-002
	spare lense Ecopoint II right	18-8529-002
	end outline marker, short left red/white/orange	31-3303-027
	end outline marker, short right red/white/orange	31-3302-027
	end outline marker, long left/right red/white/orange	31-3302-104
	protection cap Ecopoint II	15-5277-007
	bulb end outline marker 24V 4W	16-6304-007
	bulb 24V 21W orange	16-6321-607
	bulb 24V 10W	16-6310-007
	bulb 24V 21W	16-6321-007



* ECOPOINT I LED

WITH TAIL LIGHT AND STOP LIGHT IN LED



GENERAL DESCRIPTION

- universal fitment
- only one spare lens for both sides,
- with or without number plate light
- LED function for tail, stop, direction indicator, fog and reversing lamp available
- easy modifying to LED

DESCRIPTION

- left
- left with EOM lamp red/white
- right
- right with EOM lamp red/white



PART NO

- 25-2200-707
- 25-2210-707
- 25-2600-707
- 25-2610-707

SPARE PARTS / ACCESSORIES



DESCRIPTION

- left as spare part
- left with EOM red/white as spare part
- right as spare part
- right with EOM red/white as spare part



PART NO

- 25-2200-701
- 25-2210-701
- 25-2600-701
- 25-2610-701

WITH TAIL LIGHT, STOP LIGHT AND DIRECTION INDICATOR IN LED



DESCRIPTION

- Ecopoint I LED left
- Ecopoint I LED left with EOM red/white
- Ecopoint I LED right
- Ecopoint I LED right with EOM lamp red/white



PART NO

- 25-2200-717
- 25-2210-717
- 25-2600-717
- 25-2610-717

* please notice the general advice at page 96

* ECOPOINT I LED

WITH TAIL LIGHT, STOP LIGHT, DIRECTION INDICATOR AND FOG LIGHT IN LED



DESCRIPTION

Ecopoint I LED left
 Ecopoint I LED left with EOM
 lamp red/white
 Ecopoint I LED right
 Ecopoint I LED right with
 EOM lamp red/white



PART NO

25-2200-727
 25-2210-727
 25-2600-727
 25-2610-727

WITH TAIL LIGHT, STOP LIGHT, DIRECTION INDICATOR, FOG LIGHT AND REVERSING LIGHT IN LED



DESCRIPTION

Ecopoint I LED left
 Ecopoint I LED left with EOM
 lamp red/white
 Ecopoint I LED right
 Ecopoint I LED right with
 EOM lamp red/white



PART NO

25-2200-737
 25-2210-737
 25-2600-737
 25-2610-737

SPARE PARTS / ACCESSORIES



DESCRIPTION

spare lens for Ecopoint I incl.
 spare filter for the direction
 indicator function left and
 right usable
 spare lens for end outline
 marker lamp red/white left
 and right usable
 end outline marker lamp left
 end outline marker lamp right
 LED insert for direction indicator left
 LED insert for direction indicator right
 LED insert for tail and stop light
 left
 LED insert for tail and stop light
 right
 LED insert for fog light left
 LED reverse insert left
 LED fog insert right
 LED insert for reverse right
 bulb bracket for direction indi-
 cator, reverse and fog light
 bulb bracket for stop and
 reverse light



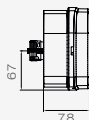
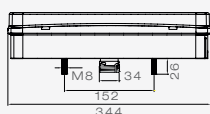
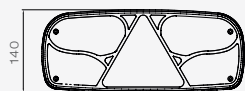

PART NO

18-8522-002
 18-8136-007
 31-3608-017
 31-3608-007
 12-1522-014
 12-1526-014
 12-1522-004
 12-1526-004
 12-1522-024
 12-1522-034
 12-1526-024
 12-1526-034
 14-2522-987
 14-2522-997



ECOPOINT I

WITH 7 PIN ASS2 CONNECTOR



GENERAL DESCRIPTION

- available with all functions in LED
- universal fitment
- only one spare lens for both sides
- with or without number plate light to the bottom
- each bulb is shock absorbed

DESCRIPTION

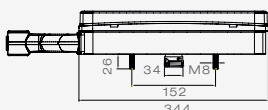
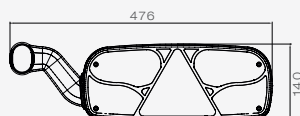
- left
- right
- left with number plate light
- right with number plate light



PART NO

- 25-2200-007
- 25-2600-007
- 25-2201-007
- 25-2601-007

WITH END OUTLINE MARKER



DESCRIPTION

- with end outline marker left
- with end outline marker right
- with end outline marker left and number plate light
- with end outline marker right and number plate light



PART NO

- 25-2210-007
- 25-2610-007
- 25-2211-007
- 25-2611-007

SPARE PARTS / ACCESSORIES



DESCRIPTION

- Ecopoint I left as spare part
- Ecopoint I right as spare part
- Ecopoint I left with end outline marker as spare part
- Ecopoint I right with end outline marker as spare part
- lens Ecopoint I usable left and right
- lens with end outline marker red/white/orange usable left and right
- rubber arm red/white/orange left completely pre-assembled
- rubber arm red/white/orange right completely pre-assembled
- bulb 24V 5W
- bulb 24V 21W
- bulb 24V 21/5W
- bulb for EOM 24V 4W
- bulb bracket for direction indicator, reverse and fog
- bulb bracket for stop and rear lamp



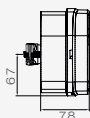
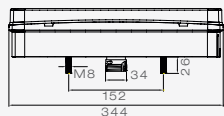
PART NO

- 25-2200-001
- 25-2600-001
- 25-2210-001
- 25-2610-001
- 18-8522-002
- 18-8136-007
- 31-3608-017
- 31-3608-007
- 16-6305-007
- 16-6321-007
- 16-6322-007
- 16-6304-007
- 14-2522-987
- 14-2522-997



ECOPOINT I WITHOUT TRIANGLE

WITH 7 PIN ASS2 CONNECTOR



GENERAL DESCRIPTION

- vertical and horizontal mounting possible
- universal fitment
- only one spare lens for both sides
- with or without number plate light to the bottom
- each bulb is shock absorbed
- two bulbs for tail light

DESCRIPTION

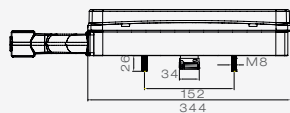
- without triangle left
- without triangle right
- without triangle left with npl
- without triangle right with npl



PART NO

- 25-2000-507
- 25-2400-507
- 25-2001-507
- 25-2401-507

WITH END OUTLINE MARKER



DESCRIPTION

- without triangle left with eom
- without triangle right with eom
- without triangle left with end outline marker and npl
- without triangle right with end outline marker and npl



PART NO

- 25-2010-507
- 25-2410-507
- 25-2011-507
- 25-2411-507

SPARE PARTS / ACCESSORIES



DESCRIPTION

- without triangle left as spare part
- without triangle right as spare part
- without triangle left with end outline marker as spare part
- without triangle right with end outline marker as spare part
- lens Ecopoint I usable for left and right
- lens end outline marker red/white/orange usable for left and right
- rubber arm red/white/orange left completely pre-assembled
- rubber arm red/white/orange right completely pre-assembled
- bulb 24V 5W
- bulb 24V 21W
- bulb 24V 21/5W
- bulb for end outline marker 24V 4W



PART NO

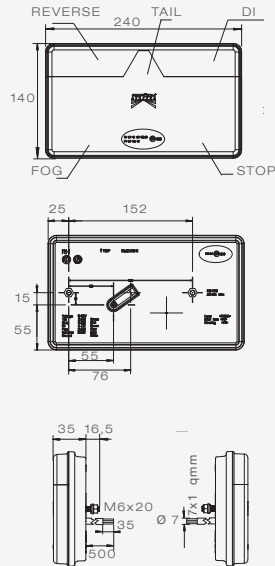
- 25-2000-501
- 25-2400-501
- 25-2010-501
- 25-2410-501
- 18-8520-002
- 18-8136-007
- 31-3608-017
- 31-3608-007
- 16-6305-007
- 16-6321-007
- 16-6322-007
- 16-6304-007

24V LAMPS REAR LAMPS

*MULTILED II TAIL-STOP-DI-REVERSING-FOG-LAMP AND TRIANGLE REFLECTOR



VERSION FLAT WITHOUT NUMBERPLATE LIGHT



DESCRIPTION

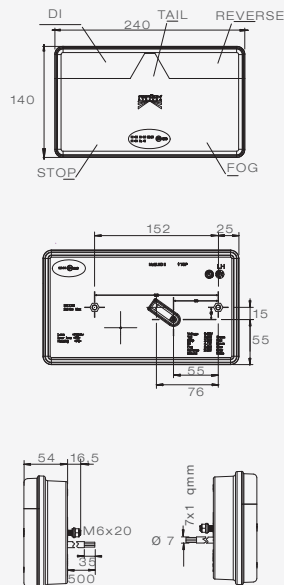
- left 0.5 m with open ended cable
- right 0.5 m with open ended cable
- left 0.5 m, 5 pin with bayonet without reverse
- right 0.5 m, 5 pin with bayonet without fog
- left 0.5 m, 8 pin with bayonet
- right 0.5 m, 8 pin with bayonet
- left 0.5 m, 7 pin ASS2
- right 0.5 m, 7 pin ASS2
- left 0.5 m, 7 pin AMP
- right 0.5 m, 7 pin AMP



PART NO

- 35-0201-007
- 35-0202-007
- 35-0201-017
- 35-0202-017
- 35-0201-027
- 35-0202-027
- 35-0201-037
- 35-0202-037
- 35-0201-047
- 35-0202-047

VERSION DEEP WITHOUT NUMBER PLATE LIGHT



DESCRIPTION

- left 0.5 m with open ended cable
- right 0.5 m with open ended cable
- left 0.5 m, 5 pin with bayonet without reverse
- right 0.5 m, 5 pin with bayonet without fog
- left 0.5 m, 8 pin with bayonet
- right 0.5 m, 8 pin with bayonet
- left 0.5 m, 7 pin ASS2
- right 0.5 m, 7 pin ASS2
- left 0.5 m, 7 pin AMP
- right 0.5 m, 7 pin AMP



PART NO

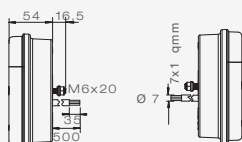
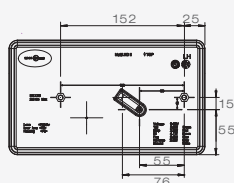
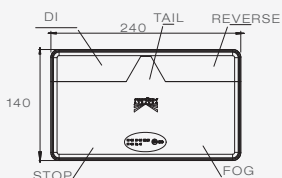
- 35-0203-007
- 35-0204-007
- 35-0203-017
- 35-0204-017
- 35-0203-027
- 35-0204-027
- 35-0203-037
- 35-0204-037
- 35-0203-047
- 35-0204-047

* please notice the general advice at page 96

***MULTILED II TAIL-STOP-DI-REVERSING-FOG-LAMP AND TRIANGLE REFLECTOR**



VERSION DEEP INCLUDING NUMBERPLATE LIGHT



DESCRIPTION

- left + NPL 0.5 m with open ended cable
- right + NPL 0.5 m with open ended cable

- left + NPL below 0.5 m with open ended cable
- right + NPL below 0.5 m with open ended cable

- left + NPL 0.5 m, 5 pin with bayonet without reverse
- right + NPL 0.5 m, 5 pin with bayonet without fog

- left + NPL below 0.5 m, 5 pin with bayonet without reverse
- right + NPL below 0.5 m, 5 pin with bayonet without fog

- left + NPL 0.5 m, 8 pin with bayonet
- right + NPL 0.5 m, 8 pin with bayonet

- left + NPL below 0.5 m, 8 pin with bayonet
- right + NPL below 0.5 m, 8 pin with bayonet

- left + NPL 0.5 m, 7 pin ASS2
- right + NPL 0.5 m, 7 pin ASS2

- left + NPL below 0.5 m, 7 pin ASS2
- right + NPL below 0.5 m, 7 pin ASS2

- left + NPL 0.5 m, 7 pin AMP
- right + NPL 0.5 m, 7 pin AMP

- left + NPL below 0.5 m, 7 pin AMP
- right + NPL below 0.5 m, 7 pin AMP

PART NO

- 35-0203-057
- 35-0204-057

- 35-0203-107
- 35-0204-107

- 35-0203-067
- 35-0204-067

- 35-0203-117
- 35-0204-117

- 35-0203-077
- 35-0204-077

- 35-0203-127
- 35-0204-127

- 35-0203-087
- 35-0204-087

- 35-0203-137
- 35-0204-137

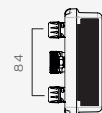
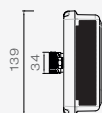
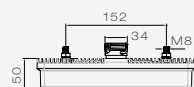
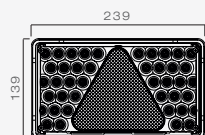

- 35-0203-097
- 35-0204-097

- 35-0203-147
- 35-0204-147



* MULTILED

WITH 7 PIN ASS2 MALE CONNECTOR



GENERAL DESCRIPTION

- with all functions in LED (reversing light, stop light, direction indicator and fog light)
- integrated electronics for power control and trailer identification
- with or without side marker lamps in led
- with or without triangle
- with or without 2 pin ASS2 connection

DESCRIPTION

- MultiLED with triangle left, with SML, with LCG
- MultiLED with triangle right, with SML, with LCG
- MultiLED with triangle left, 2 x 2 pin ASS2 connection, with SML, with LCG
- MultiLED with triangle right, 2 x 2 pin ASS2 connection, with SML, with LCG



PART NO

- 24-7400-707
- 24-7500-707
- 24-7401-707
- 24-7501-707

SPARE PARTS / ACCESSORIES

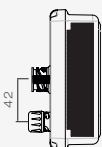
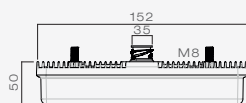
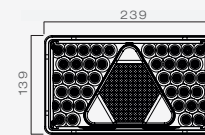
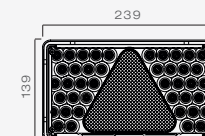

DESCRIPTION

- MultiLED with triangle left, with SML, with LCG as spare part
- MultiLED with triangle right, with SML, with LCG as spare part

PART NO

- 24-7400-701
- 24-7500-701

WITH 7 PIN DIN72585 AMP CONNECTOR



DESCRIPTION

- MultiLED with triangle left, with SML, with LCG, 1 x 2 pin ASS2 connection
- MultiLED with triangle right, with SML, with LCG 1 x 2 pin ASS2 connection
- MultiLED with triangle left, with SML, without LCG, 1 x 2 pin ASS2 connection
- MultiLED with triangle right, with SML, without LCG 1 x 2 pin ASS2 connection
- MultiLED without triangle left, with SML, with LCG, 1 x 2 pin ASS2 connection
- MultiLED without triangle right, with SML, with LCG 1 x 2 pin ASS2 connection



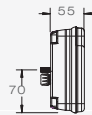
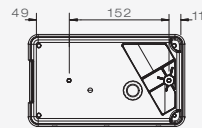
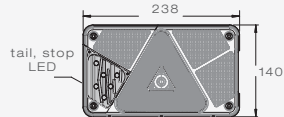
PART NO

- 24-7430-707
- 24-7530-707
- 24-7630-707
- 24-7730-707
- 24-7470-707
- 24-7570-707

* please notice the general advice at page 96



MULTIPOINT V LED



GENERAL DESCRIPTION

- compact rear combination lamp with cable glands
- vibration free
- features LED applications: tail and stop light
- function bulb: direction indicator, reverse and fog light
- replaced Multipoint LED

DESCRIPTION

Multipoint V LED with cable glands left

Multipoint V LED with cable glands right



PART NO

24-8504-707

24-8714-707

SPARE PARTS / ACCESSORIES



DESCRIPTION

Multipoint V LED left as spare part

Multipoint V LED right as spare part

lens Multipoint V LED left

lens Multipoint V LED right

LED insert for tail+stop light left



LED insert for tail+stop light right



Bulb 24V 5W

Bulb 24V 10W

Bulb 24V 21W

Bulb 24V 21/5W



PART NO

24-8504-701

24-8714-701

18-8485-007

18-8487-007

12-1530-004

12-1531-004

16-6305-007

16-6310-007

16-6321-007

16-6322-007

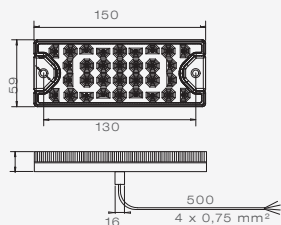
24V LAMPS REAR LAMPS

* MINILED II

DIRECTION INDICATOR-STOP-TAIL-FOG-REVERSE LAMP UNIVERSAL MOUNT



DIRECTION INDICATOR-STOP-TAIL LAMP



DESCRIPTION

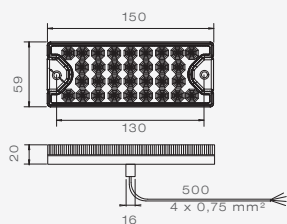
0,5 m open end
0,5 m with 7 pin ASS2 +
0,25 m 3 pin ASS3
0,5 m with 8 pin bayonet +
0,25 m 3 pin ASS3



PART NO

33-7200-007
33-7207-007
33-7207-517

FOG-REVERSE LAMP



DESCRIPTION

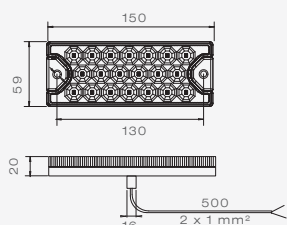
0,5 m open end
0,5 m with 3 pin ASS3



PART NO

32-7200-007
32-7207-007

REVERSE LAMP



DESCRIPTION

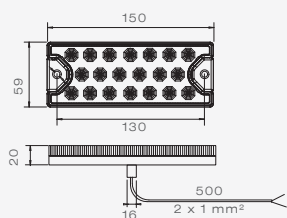
0,5 m open end
0,5 m with 2 pin ASS3



PART NO

38-7200-007
38-7207-007

FOG LAMP



DESCRIPTION

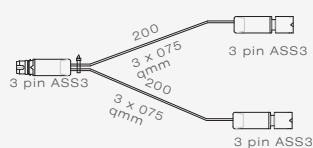
0,5 m open end
0,5 m with 2 pin ASS3



PART NO

37-7200-007
37-7207-007

SPARE PARTS AND ACCESSORIES



DESCRIPTION

Y-cable 3 pin ASS3

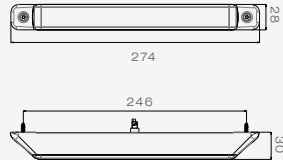


PART NO

65-6502-017

* please notice the general advice at page 96

LINEPOINT II SINGLE RESP. DOUBLE FUNCTION LAMP



DESCRIPTION

tail light + stop, 0.5 m open ended cable
360° Homologation

direction indicator, 0.5 m open ended cable,
360° Homologation

fog, 0.5 m open ended cable,
360° Homologation

reverse, 0.5 m open ended cable, vertical

reverse, 0.5 m cable open ended cable, horizontal



PART NO

31-9230-007

31-9231-007

37-9230-007

38-9230-007

38-9231-007

NEW: PROGRESSIVE DIRECTION INDICATOR FOR BETTER TURN SIGNAL VISIBILITY



DESCRIPTION

„progressive direction indicator“ left 0.5 m open ended cable

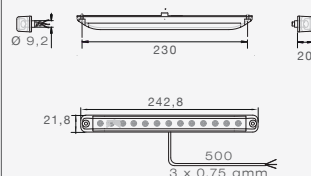
„progressive direction indicator“ right 0.5 m open ended cable

PART NO

31-9231-207

31-9231-217

LINEPOINT I LED SINGLE RESP. DOUBLE FUNCTION LAMP



DESCRIPTION

tail light and stop, 0.5 m open ended cable
horizontal/vertical

direction indicator, 0.5 m open ended cable
horizontal/vertical

fog, 0.5 m open ended cable
horizontal/vertical

reserve, 0.5 m, open ended cable, horizontal/vertical

3rd stop lamp, 0.5 m, open ended cable,
horizontal/vertical



PART NO

31-9220-007

31-9221-007

37-9220-007

38-9220-007

31-8920-007

24V LAMPS REAR LAMPS

LINEPOINT I LED EIN- BZW. ZWEIFUNKTIONSLUCHE



WITH ASS3 CONNECTOR



DESCRIPTION

tail light + stop light
horizontal/vertical

direction indicator
horizontal/vertical

NSL horizontal/vertical

RFS horizontal/vertical



PART NO

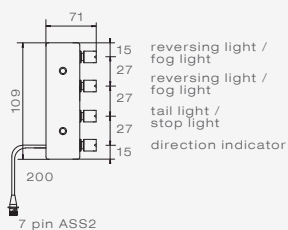

31-9207-047

31-9207-057

37-9207-017

38-9207-017

JUNCTION BOX FOR LINEPOINT I & LINEPOINT II



DESCRIPTION

junction box right 0.2 m,
IN: 7 pin ASS2, OUT: 4 x ASS3

junction box left 0.2 m,
IN: 7pin ASS2, OUT: 4 x ASS3



PART NO

76-9028-007

76-9027-007

SPARE PARTS / ACCESSORIES

DESCRIPTION

rubber pad horizontal/vertical



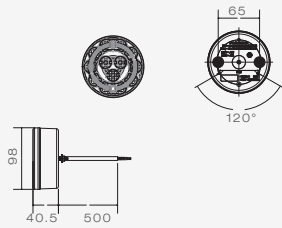
PART NO

15-5111-407

BRASPOINT 98 MM 



TAIL, STOP AND DIRECTION INDICATOR



DESCRIPTION

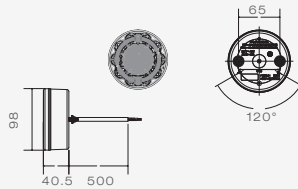
0.5 m with open ended cable



PART NO

33-9200-007

TAIL, FOG AND REVERSE LAMP HORIZONTAL



DESCRIPTION

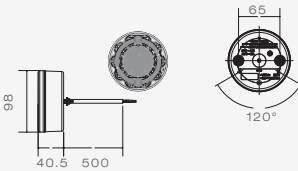
0.5 m with open ended cable



PART NO

33-8100-107

TAIL, FOG AND REVERSE LAMP VERTICAL



DESCRIPTION

0.5 m with open ended cable



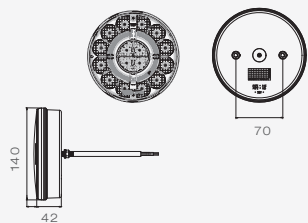
PART NO

33-8100-007

BRASPOINT 140 MM 



TAIL, STOP AND DIRECTION INDICATOR



DESCRIPTION

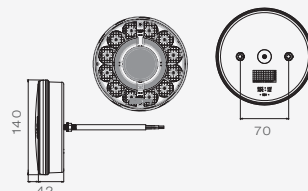
0.5 m with open ended cable



PART NO

33-9200-207

TAIL, FOG AND REVERSE LAMP



DESCRIPTION

0.5 m with open ended cable



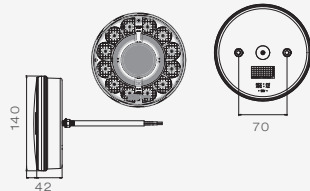
PART NO

33-8100-207

24V LAMPS REAR LAMPS

BRASPOINT 140 MM

STOP AND TAIL LAMP



DESCRIPTION

0.5 m with open ended cable

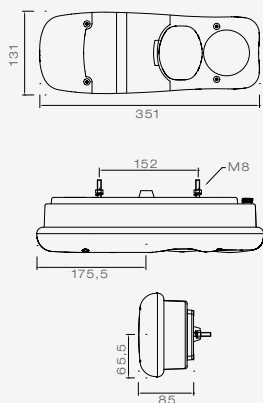


PART NO

33-9200-307

EUROFAB TAIL, STOP, DIRECTION INDICATOR, FOG AND REVERSE LIGHT

GROMMET VERSION



DESCRIPTION

left without bulbs
left including 12V bulbs
right without bulbs
right including 12V bulbs



PART NO

25-8100-007
25-8100-167
25-8300-007
25-8300-167

SPARE PARTS AND ACCESSORIES



DESCRIPTION

lens including screws

bulb 12V / 10W (tail light 2x)
bulb 12V / 21W
(fog, reverse, stop light and
direction indicator)



PART NO

18-8580-007

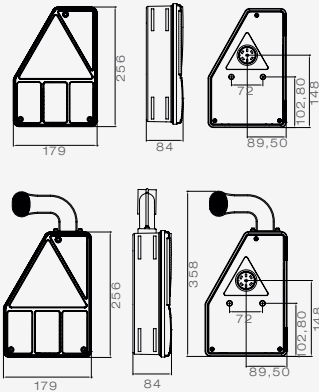
16-6110-007

16-6121-007



EARPOINT I

WITH 7 PIN ASS2 CONNECTOR



GENERAL DESCRIPTION

- with or without number plate light
- mounting track or screws for fixation available
- adapted for surface mount version

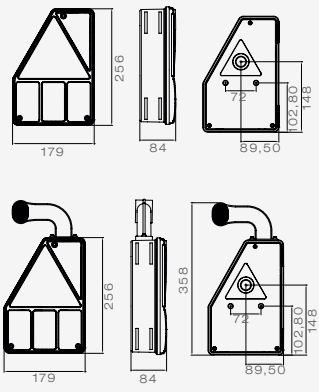
DESCRIPTION

- left
- right with reversing lamp
- left with end outline marker red/white
- right with reversing lamp and end outline marker red/white



PART NO
24-4101-007
24-4301-007
24-4151-007
24-4351-007

WITH CABLE GLANDS



DESCRIPTION

- left
- right
- right with reversing lamp
- left with end outline marker red/white
- right without reversing lamp and end outline marker red/white
- right with reversing lamp and end outline marker red/white



PART NO
24-4111-007
24-4313-007
24-4311-007
24-4161-007
24-4363-007
24-4361-007

SPARE PARTS / ACCESSORIES



DESCRIPTION

- lens Earpoint left
- lens Earpoint right
- lens Earpoint right with reversing lamp
- lens end outline marker red/white
- bulb 24V 5W
- bulb 24V 21W
- bulb 24V 21/5W
- bulb for end outline marker 24V 4W



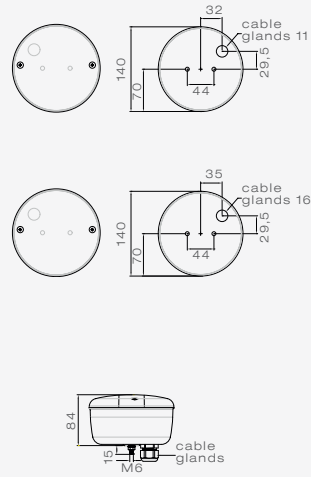

PART NO
18-8440-007
18-8442-007
18-8442-107
18-8136-007
16-6305-007
16-6321-007
16-6322-007
16-6304-007

24V LAMPS REAR LAMPS



* 3 CHAMBER LAMP LED

3 CHAMBER LAMP LED, DOUBLE FUNCTION D= 140 MM (2 x TAIL LAMP, 2 x STOP LAMP)



GENERAL DESCRIPTION

- with tail light, stop light and direction indicator

DESCRIPTION

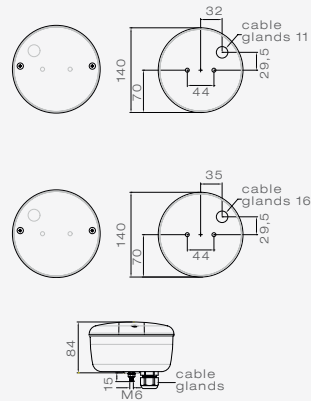

- with cable glands 11
- with cable glands 16
- left with 0,5 m cable, open end
- right with 0,5 m cable, open end
- left with 0,5 m cable and 7 pin ASS2 connection
- right with 0,5 m cable and 7 pin ASS2 connection



PART NO

- 23-8400-757
- 23-8400-767
- 33-8403-037
- 33-8402-037
- 33-8405-087
- 33-8406-087

3 CHAMBER LAMP LED, SINGLE FUNCTION D= 140 MM (1 x TAIL LAMP, 1 x STOP LAMP)



DESCRIPTION

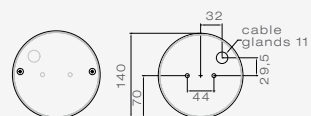
- with cable glands 11
- with cable glands 16
- left with 0,5 m cable, open end
- right with 0,5 m cable, open end
- left with 0,5 m cable and 7 pin ASS2 connection
- right with 0,5 m cable and 7 pin ASS2 connection



PART NO

- 23-8400-807
- 23-8400-817
- 33-8403-047
- 33-8402-047
- 33-8405-097
- 33-8406-097

FOG LAMP LED D= 140 MM



DESCRIPTION

- with cable glands 11
- with 1,5 m cable and 2 pin ASS2 connection
- with 0,15 m cable and 7 pin ASS2 connection

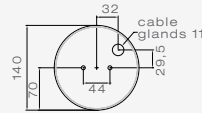


PART NO

- 27-8400-707
- 37-8407-007
- 37-8407-017

* please notice the general advice at page 96

REVERSE LAMP LED D=140 MM



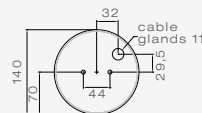
DESCRIPTION

with cable glands 11
with 1,5 m cable, and
2 pin ASS2 connector
with 0,15 m cable and 7 pin
ASS2 connector



PART NO
28-8400-707
38-8407-007
38-8107-067

FOG-REVERSE LAMP COMBINED LED D=140 MM



DESCRIPTION

with cable glands 11
with 1,5 m cable, and
7 pin ASS2 connection



PART NO
22-7000-707
32-7000-707

SPARE PARTS AND ACCESSORIES



DESCRIPTION

3 chamber lamp LED, double
function with cable glands 11
3 chamber lamp LED, double
function with cable glands 16
3 chamber lamp LED,
single function with cable
glands 11
3 chamber lamp LED,
single function with cable
glands 16

fog lamp LED with cable
glands 11

reverse lamp LED with cable
glands 11

fog-reverse lamp with cable
glands 11

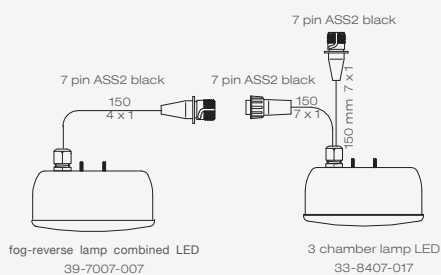
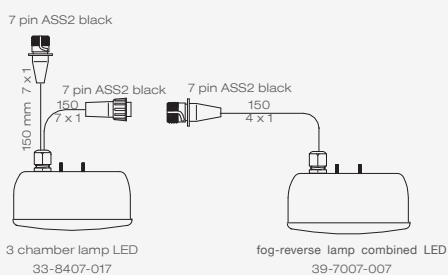
PART NO
23-8400-751
23-8400-761
23-8400-801
23-8400-811
27-8400-701
28-8400-701
22-7000-701

2 VARIANTS OF 3 CHAMBER LAMP KIT

VARIANT 1

2 pieces 3 chamber lamp LED, 2 x 7 pin ASS2 connector **33-8407-017**

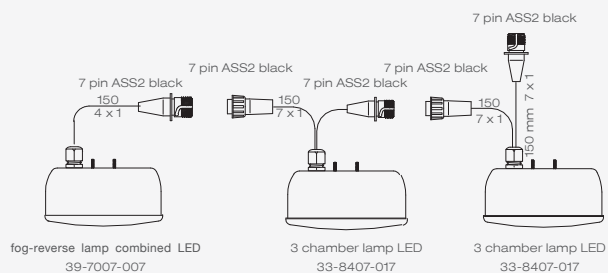
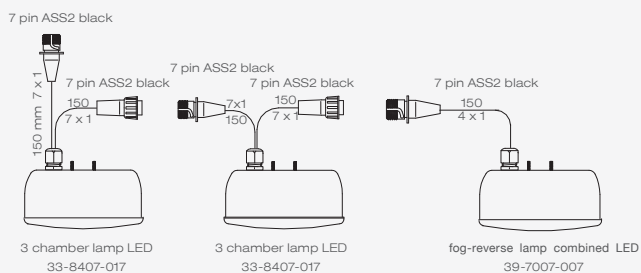
2 pieces fog-reverse lamp combined LED 7 pin ASS2 connector **39-7007-007**



VARIANT 2

4 pieces 3 chamber lamp LED, 2 x 7 pin ASS 2 connector **33-8407-017**

2 pieces fog-reverse lamp combined LED 7 pin ASS 2 connector **39-7007-007**



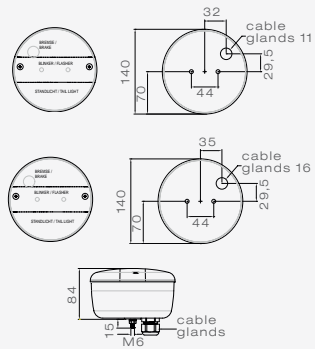
ADDITIONAL INFO

- only at the single function lamps is a double mounting allowed by law (1 x stop lamp and 1 x tail lamp)
- by double mounting of 3 chamber lamps with Aspöck harnesses is the cross wiring included



3 CHAMBER LAMP

3 CHAMBER LAMP D= 140 MM



GENERAL DESCRIPTION

- with tail lamp, stop lamp and direction indicator

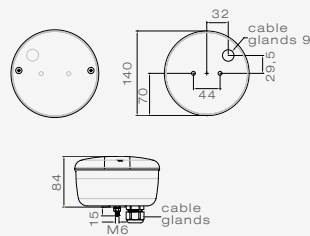
DESCRIPTION

- with 8 pin bajonet-connection
- with cable glands 11
- with cable glands 16



PART NO
23-8200-517
23-8200-017
23-8230-007

FOG LAMP D= 140 MM



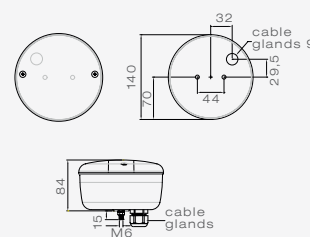
DESCRIPTION

- with cable glands 9
- with 0,25 m cable ASS2 connection



PART NO
27-8000-027
37-8007-157

REVERSING LAMP D= 140 MM



DESCRIPTION

- with cable glands 9
- with 0,25 m with cable and 2 pin ASS2 connection



PART NO
28-8000-027
38-8007-167

24V LAMPS REAR LAMPS

SPARE PARTS / ACCESSORIES



DESCRIPTION


- 3 chamber lamp with cable glands 11 as spare part
- rear fog lamp with cable glands 9 as spare part
- reversing lamp with cable glands 9 as spare part
- lens 3 chamber rear light with screws
- lens fog lamp with screws
- lens reversing lamp with screws
- bulb 24V 21W
- bulb 24V 5W



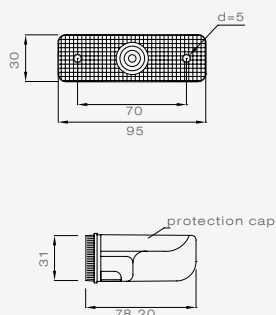
PART NO

- 23-8200-011
- 27-8000-021
- 28-8000-021
- 18-8382-107
- 18-8780-107
- 18-8880-107
- 16-6321-007
- 16-6305-007

SIDEPOINT WHITE



SURFACE MOUNT VERSION WITH PROTECTION COVER AND P&R CONNECTION



GENERAL DESCRIPTION

- bulb 24V 4W
- protection cap for the connection of the lamp against mechanical pressures
- waterproof, fast and easy bayonet connector

DESCRIPTION

- with 0,5 m cable
- with 1,0 m cable
- with 1,5 m cable



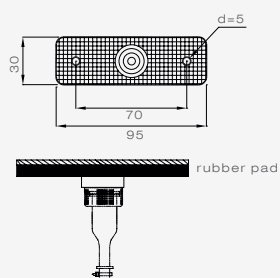
PART NO

- 31-5004-007
- 31-5004-027
- 31-5014-047

ATTENTION!!!

CAP FOR P&R CONNECTOR IS NOT INCLUDED ANY MORE - PLEASE ORDER IN ADDITION, PART NO 15-5971-007

SURFACE MOUNT VERSION WITH STRAIGHT CONNECTOR INCLUDING RUBBER PAD AND P&R CONNECTION



DESCRIPTION

- with 0,5 m cable
- with 1,5 m cable



PART NO

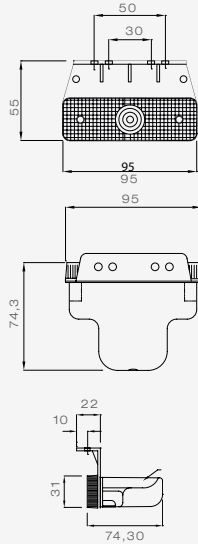
- 31-5004-097
- 31-5004-107

ATTENTION!!!

CAP FOR P&R CONNECTOR IS NOT INCLUDED ANY MORE - PLEASE ORDER IN ADDITION, PART NO 15-5971-007

POSITION LAMPS

FIXATION 90° TO THE FRONT AND P&R CONNECTION



DESCRIPTION

with protection cover 0,5 m

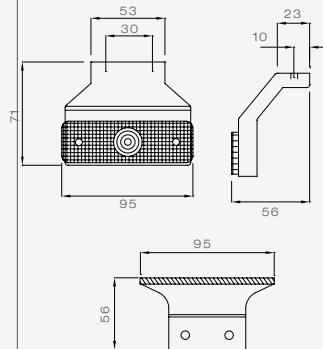


PART NO
31-5064-027

ATTENTION!!!

CAP FOR P&R CONNECTOR IS NOT INCLUDED ANY MORE - PLEASE ORDER IN ADDITION, PART NO 15-5971-007

SLOPING FIXATION 90° AND P&R CONNECTION



DESCRIPTION

with 0,5 m cable
with 1,5 m cable



PART NO
31-5064-067
31-5064-077

SPARE PARTS AND ACCESSORIES



DESCRIPTION

lens including screws
bulb 24V 4 W
complete lamp, surface mount version, including protection cover and rubber pad,
complete lamp, fixation 90°, including protection cover and rubber pad,
cap for P&R connector



PART NO
21-5000-024
16-6304-007
21-5000-004

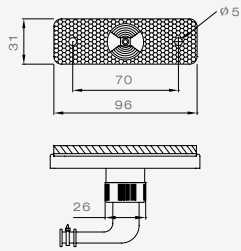
21-5000-034

15-5971-007



FLATPOINT I WHITE LED

SURFACE MOUNT VERSION WITH STRAIGHT CONNECTION P&R



GENERAL DESCRIPTION

- LED position lamp
- with reflector
- high light output with low current consumption

DESCRIPTION

- with 0,5 m cable
- with 1,5 m cable
- with 3,5 m cable



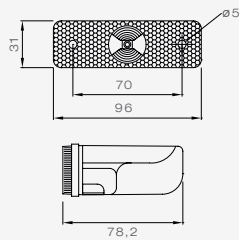
PART NO

- 31-6604-077
- 31-6604-097
- 31-6604-117

ATTENTION!!!

CAP FOR P&R CONNECTOR IS NOT INCLUDED ANY MORE - PLEASE ORDER IN ADDITION, PART NO 15-5971-007

SURFACE MOUNT VERSION WITH ANGLE CONNECTION P&R



DESCRIPTION

- with 0,5 m cable
- with 1,5 m cable
- with 3,5 m cable



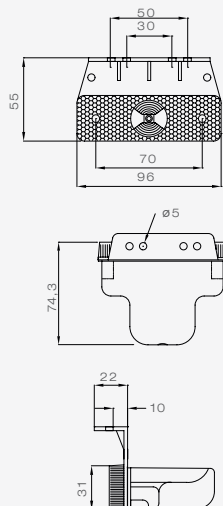
PART NO

- 31-6614-017
- 31-6614-037
- 31-6614-057

ATTENTION!!!

CAP FOR P&R CONNECTOR IS NOT INCLUDED ANY MORE - PLEASE ORDER IN ADDITION, PART NO 15-5971-007

FIXATION 90° TO THE FRONT AND P&R CONNECTION



DESCRIPTION

- with 0,5 m cable
- with 1,5 m cable
- with 3,5 m cable



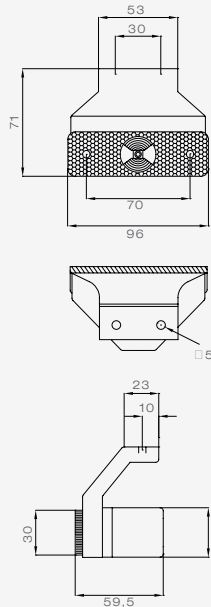
PART NO

- 31-6614-077
- 31-6614-097
- 31-6614-117

ATTENTION!!!

CAP FOR P&R CONNECTOR IS NOT INCLUDED ANY MORE - PLEASE ORDER IN ADDITION, PART NO 15-5971-007

SLOPING FIXATION 90° AND P&R CONNECTION



DESCRIPTION

with 0,5 m cable
with 1,5 m cable
with 3,5 m cable



PART NO

31-6664-017
31-6664-037
31-6664-057

ATTENTION!!!

CAP FOR P&R CONNECTOR IS NOT INCLUDED ANY MORE - PLEASE ORDER IN ADDITION, PART NO 15-5971-007

SPARE PARTS / ACCESSORIES



DESCRIPTION

loose lens including screws
angled connection 90°
straight bracket complete
fixation 90° including protec-
tion cover, loose parts
surface mount version including
protection cover, loose parts
cap for P&R connector



PART NO

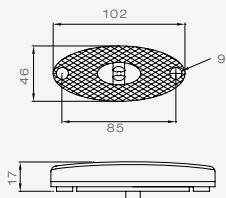
21-6600-014
15-2122-104
15-2122-124
21-6600-004
21-6601-004
15-5971-007

24V LAMPS POSITION LAMPS



FLATPOINT II WEISS LED

SURFACE MOUNT VERSION WITH REFLECTOR AND P&R CONNECTION



GENERAL DESCRIPTION

- LED position lamp
- high light output with low current consumption
- direct cable exit on the backside of the lamp

DESCRIPTION

- with 0,5 m cable
- with 1,5 m cable
- with 3,5 m cable



PART NO

- 31-6904-017
- 31-6904-037
- 31-6904-057

ATTENTION!!!

CAP FOR P&R CONNECTOR IS NOT INCLUDED ANY MORE - PLEASE ORDER IN ADDITION, PART NO 15-5971-007

DUAL VOLTAGE



DESCRIPTION

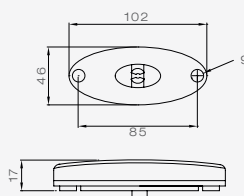
- with 1,5 m cable



PART NO

- 31-6904-167

SURFACE MOUNT VERSION WITHOUT REFLECTOR AND P&R CONNECTION



DESCRIPTION

- with 3,5 m cable



PART NO

- 31-6904-127

SURFACE MOUNT VERSION WITH REFLECTOR AND OPEN END



DESCRIPTION

- with 0,5 m cable



PART NO

- 31-6900-017

ATTENTION!!!

CAP FOR P&R CONNECTOR IS NOT INCLUDED ANY MORE - PLEASE ORDER IN ADDITION, PART NO 15-5971-007

SURFACE MOUNT VERSION WITH REFLECTOR AND 3 PIN ASS3



DESCRIPTION

- with 0,5 m cable
- with 1,5 m cable



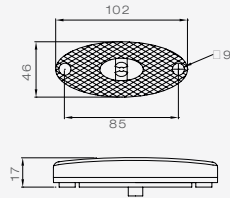
PART NO

- 31-6907-027
- 31-6907-037



FLATPOINT II RED LED

SURFACE MOUNT VERSION WITH REFLECTOR AND P&R CONNECTION



GENERAL DESCRIPTION

- LED position lamp
- high light output with low current consumption
- direct cable exit on the backside of the lamp

DESCRIPTION

with 0,5 m cable



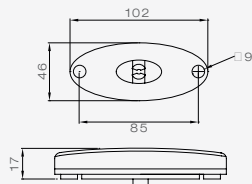
PART NO

31-6404-017

ATTENTION!!!

CAP FOR P&R CONNECTOR IS NOT INCLUDED ANY MORE - PLEASE ORDER IN ADDITION, PART NO 15-5971-007

SURFACE MOUNT VERSION WITHOUT REFLECTOR AND P&R CONNECTION



DESCRIPTION

with 0,5 m cable
with 3,5 m cable



PART NO

31-6404-097
31-6404-127

ATTENTION!!!

CAP FOR P&R CONNECTOR IS NOT INCLUDED ANY MORE - PLEASE ORDER IN ADDITION, PART NO 15-5971-007

SPARE PARTS / ACCESSORIES



DESCRIPTION

rubber pad
fixation 90° to the front
fixation 90° to the back
straight bracket
screws for angle (1 pc)
cap for P&R connector



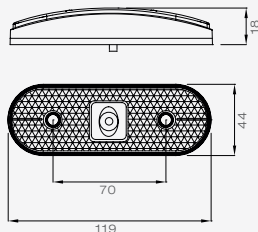
PART NO

15-5111-007
15-5321-107
15-5321-207
15-5321-007
14-0418-307
15-5971-007



UNIPOINT I WHITE LED

WITH REFLECTOR AND P&R CONNECTION



GENERAL DESCRIPTION

- LED position lamp
- high light output with low current consumption
- direct cable exit on the backside of the lamp

DESCRIPTION

- with 0,5 m cable
- with 1,5 m cable
- with 3,5 m cable



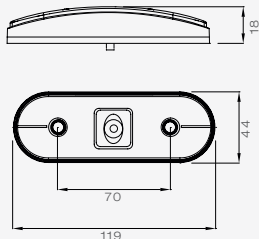
PART NO

- 31-7704-017
- 31-7704-037
- 31-7704-057

ATTENTION!!!

CAP FOR P&R CONNECTOR IS NOT INCLUDED ANY MORE - PLEASE ORDER IN ADDITION, PART NO 15-5971-007

WITHOUT REFLECTOR AND P&R CONNECTION



DESCRIPTION

- with 0,5 m cable
- with 3,5 m cable



PART NO

- 31-7704-097
- 31-7704-127

ATTENTION!!!

CAP FOR P&R CONNECTOR IS NOT INCLUDED ANY MORE - PLEASE ORDER IN ADDITION, PART NO 15-5971-007

WITH REFLECTOR AND 2 X 1,5 MM² FLAT CABLE FOR P&R CONNECTION



DESCRIPTION

- with 1,0 m cable



PART NO

- 31-7704-077

WITHOUT REFLECTOR AND 2 X 1,5 MM² FLAT CABLE FOR P&R CONNECTION



DESCRIPTION

- with 4,0 m cable



PART NO

- 31-7704-087

WITH REFLECTOR AND 3 PIN ASS3 CONNECTION



DESCRIPTION

with 0,5 m cable
with 1,5 m cable



PART NO

31-7707-107
31-7707-117

WITHOUT REFLECTOR AND 3 PIN ASS3 CONNECTION



DESCRIPTION

3,5 m cable



PART NO

31-7707-127

UNIPOINT I WHITE VERTICAL WITH REFLECTOR



DESCRIPTION

Vertical version with 1,5 m
P&R



PART NO

31-7704-227

ATTENTION!!!

CAP FOR P&R CONNECTOR IS NOT INCLUDED ANY MORE - PLEASE ORDER IN ADDITION, PART NO 15-5971-007

SPARE PARTS / ACCESSORIES



DESCRIPTION

fixation 90° to the back
straight fixation
sloping angle to the back
sloping angle to the front
expanding rivet for lamp 14-15mm
cap for P&R connector

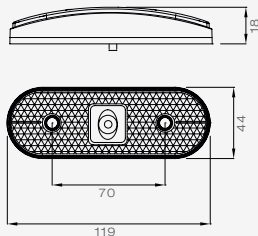


PART NO

15-5319-007
15-5317-007
15-5317-017
15-5319-307
14-4596-007
15-5971-007

24V LAMPS POSITION LAMPS

UNIPOINT I RED LED WITH REFLECTOR AND P&R CONNECTION



GENERAL DESCRIPTION

- LED position lamp
- high light output with low current consumption
- direct cable exit on the backside of the lamp

DESCRIPTION

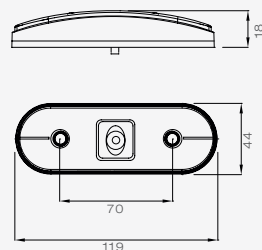
with 0,5 m cable
with 3,5 m cable



PART NO

31-7804-017
31-7804-057

WITHOUT REFLECTOR AND P&R CONNECTION



DESCRIPTION

with 0,5 m cable
with 3,5 m cable



PART NO

31-7804-097
31-7804-127

ATTENTION!!!

CAP FOR P&R CONNECTOR IS NOT INCLUDED ANY MORE - PLEASE ORDER IN ADDITION, PART NO 15-5971-007

WITH REFLECTOR AND FLAT CABLE 2 X 1,5 MM² FOR P&R CONNECTOR



DESCRIPTION

with 1 m flat cable



PART NO

31-7804-077

ATTENTION!!!

CAP FOR P&R CONNECTOR IS NOT INCLUDED ANY MORE - PLEASE ORDER IN ADDITION, PART NO 15-5971-007

WITHOUT REFLECTOR AND FLAT CABLE 2 X 1,5 MM² FOR P&R CONNECTOR



DESCRIPTION

with 4 m flatcable



PART NO

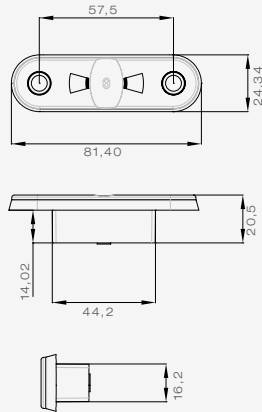
31-7804-087



POSIPOINT II WHITE LED



WITH OPEN END



GENERAL DESCRIPTION

- LED position lamp
- optional housing available
- voltage span: 12V and 24V

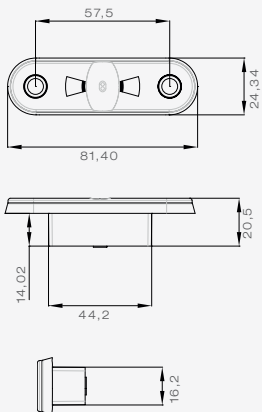
DESCRIPTION

- with 0,5 m cable
- with 3,5 m cable
- with 5,0 m cable



PART NO
31-7100-067
31-7100-017
31-7100-007

WITH P&R CONNECTION



DESCRIPTION

- with 0,5 m cable
- with 1,5 m cable
- with 3,5 m cable



PART NO
31-7104-007
31-7104-017
31-7104-027

ATTENTION!!!

CAP FOR P&R CONNECTOR IS NOT INCLUDED ANY MORE - PLEASE ORDER IN ADDITION, PART NO 15-5971-007

SPARE PARTS / ACCESSORIES



DESCRIPTION

- housing for Posipoint II
- cap for P&R connector



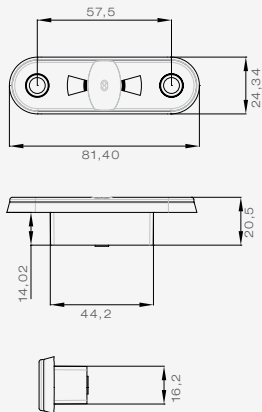
PART NO
15-5609-107
15-5971-007

24V LAMPS POSITION LAMPS



POSIPOINT II RED LED

WITH OPEN END



GENERAL DESCRIPTION

- LED position lamp
- optional housing available
- voltage span: 12V and 24V

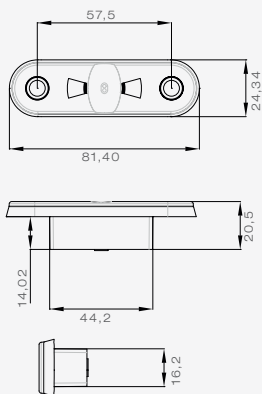
DESCRIPTION

- with 0,5 m cable
- with 3,5 m cable
- with 5,0 m cable



PART NO
 31-7200-067
 31-7200-017
 31-7200-007

WITH P&R CONNECTION



DESCRIPTION

- with 0,5 m cable
- with 1,5 m cable
- with 3,5 m cable



PART NO
 31-7204-007
 31-7204-017
 31-7204-027

ATTENTION!!!

CAP FOR P&R CONNECTOR IS NOT INCLUDED ANY MORE - PLEASE ORDER IN ADDITION, PART NO 15-5971-007

SPARE PARTS / ACCESSORIES



DESCRIPTION

- housing for Posipoint II
- cap for P&R connector

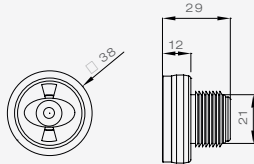


PART NO
 15-5609-107
 15-5971-007

MONOPOINT II WHITE LED



SLIM, WITH P&R CONNECTION



GENERAL DESCRIPTION

- LED position lamp
- optional housing available
- voltage span: 12V and 24V

DESCRIPTION

- with 0,5 m cable
- with 1,5 m cable
- with 3,5 m cable



PART NO
31-6704-067
31-6704-077
31-6704-087

ATTENTION!!!

CAP FOR P&R CONNECTOR IS NOT INCLUDED ANY MORE - PLEASE ORDER IN ADDITION, PART NO 15-5971-007

SLIM, WITH OPEN END



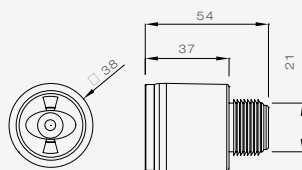
DESCRIPTION

- with 3,5 m cable



PART NO
31-6700-027

DEEP, WITH P&R CONNECTION



DESCRIPTION

- with 0,5 m cable
- with 1,5 m cable
- with 3,5 m cable



PART NO
31-6704-097
31-6704-107
31-6704-117

ATTENTION!!!

CAP FOR P&R CONNECTOR IS NOT INCLUDED ANY MORE - PLEASE ORDER IN ADDITION, PART NO 15-5971-007

DEEP, WITH OPEN END



DESCRIPTION

- with 3,5 m cable



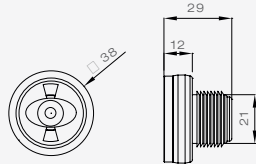
PART NO
31-6700-037

24V LAMPS POSITION LAMPS



MONOPOINT II RED LED

SLIM, WITH P&R CONNECTION



GENERAL DESCRIPTION

- LED position lamp
- optional housing available
- voltage span: 12V and 24V

DESCRIPTION

- with 0,5 m cable
- with 3,5 m cable
- with 5,0 m cable



PART NO

- 31-6804-087
- 31-6804-067
- 31-6804-097

ATTENTION!!!

CAP FOR P&R CONNECTOR IS NOT INCLUDED ANY MORE - PLEASE ORDER IN ADDITION, PART NO 15-5971-007

SLIM, WITH OPEN END



DESCRIPTION

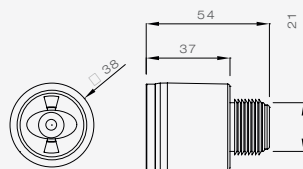
- with 3,5 m cable



PART NO

- 31-6800-017

DEEP, WITH P&R CONNECTION



DESCRIPTION

- with 3,5 m cable



PART NO

- 31-6804-077

ATTENTION!!!

CAP FOR P&R CONNECTOR IS NOT INCLUDED ANY MORE - PLEASE ORDER IN ADDITION, PART NO 15-5971-007

DEEP, WITH OPEN END



DESCRIPTION

- with 3,5 m cable



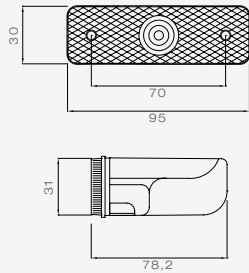
PART NO

- 31-6800-027

SIDEPOINT



SURFACE MOUNT VERSION WITH P&R CONNECTION



GENERAL DESCRIPTION

- bulb 24V 4W
- protection cover for connection against mechanical loadings
- water proof, fast and easy bayonet connector
- with reflector

DESCRIPTION

with 0,5 m cable
with 1,5 m cable



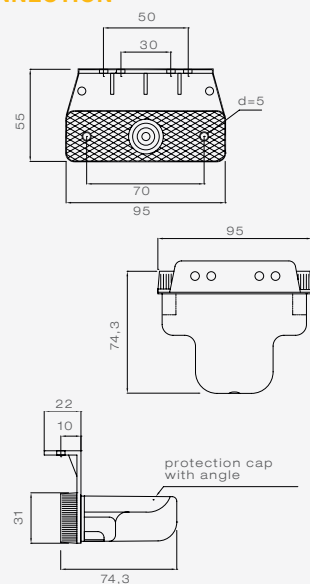
PART NO

31-2814-047
31-2814-077

ATTENTION!!!

CAP FOR P&R CONNECTOR IS NOT INCLUDED ANY MORE - PLEASE ORDER IN ADDITION, PART NO 15-5971-007

FIXATION 90° AND P&R CONNECTION



DESCRIPTION

with 0,5 m cable
with 1,5 m cable



PART NO

31-2814-007
31-2814-027

ATTENTION!!!

CAP FOR P&R CONNECTOR IS NOT INCLUDED ANY MORE - PLEASE ORDER IN ADDITION, PART NO 15-5971-007

SPARE PARTS / ACCESSORIES



DESCRIPTION

bulb 24V 4 W
loose yellow lens
complete single built-in lamp, in plastic bag
complete single surface mounting lamp, in plastic bag
complete bulb connection in plastic bag
single housing for angle fixation with protection cover
single built-in housing with protection cover
cap for P&R connector



PART NO

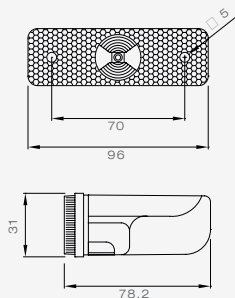
16-6304-007
21-2800-007
21-2801-004
21-2800-014
15-2128-524
15-2128-277
15-2128-167
15-5971-007

24V LAMPS SIDE MARKER LAMPS



FLATPOINT I LED

SURFACE MOUNT VERSION WITH P&R CONNECTION



GENERAL DESCRIPTION

- with reflector
- high light output with low current consumption
- flat lens

DESCRIPTION

- with 0,5 m cable
- with 1,0 m cable
- with 1,5 m cable



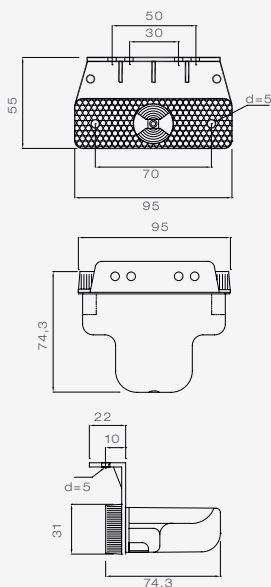
PART NO

- 31-2214-117
- 31-2214-127
- 31-2214-137

ATTENTION!!!

CAP FOR P&R CONNECTOR IS NOT INCLUDED ANY MORE - PLEASE ORDER IN ADDITION, PART NO 15-5971-007

FIXATION 90° TO THE FRONT WITH P&R CONNECTION



DESCRIPTION

- with 0,5 m cable
- with 1,0 m cable
- with 1,5 m cable



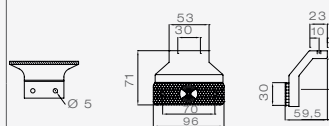
PART NO

- 31-2214-017
- 31-2214-027
- 31-2214-037

ATTENTION!!!

CAP FOR P&R CONNECTOR IS NOT INCLUDED ANY MORE - PLEASE ORDER IN ADDITION, PART NO 15-5971-007

FIXATION 90° WITH SLOPING BRACKET TO THE BACK AND P&R CONNECTION



DESCRIPTION

- with 0,5 m cable
- with 1,0 m cable
- with 1,5 m cable



PART NO

- 31-2264-017
- 31-2264-027
- 31-2264-037

ATTENTION!!!

CAP FOR P&R CONNECTOR IS NOT INCLUDED ANY MORE - PLEASE ORDER IN ADDITION, PART NO 15-5971-007

SPARE PARTS / ACCESSORIES



DESCRIPTION

loose lens, screws included
complete lamp with protection cap and connection
complete lamp with angle and connection
angled connection 90° complete
angled sloping connection 90° complete
straight connection complete cap for P&R connector



PART NO
21-2200-004
21-2201-004

21-2200-014

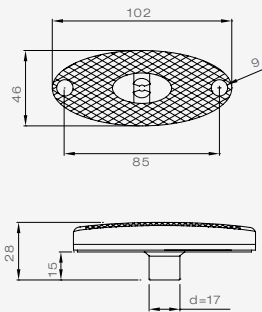
15-2122-104
15-2128-144

15-2122-124
15-5971-007

FLATPOINT II LED



SURFACE MOUNT VERSION WITH P&R CONNECTION



GENERAL DESCRIPTION

- with reflector
- high light output with low current consumption
- direct cable exit on the backside of the lamp
- flat lens

DESCRIPTION

with 0,5 m cable
with 1,5 m cable

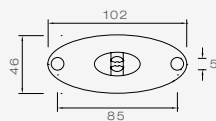


PART NO
31-2304-017
31-2304-037

ATTENTION!!!

CAP FOR P&R CONNECTOR IS NOT INCLUDED ANY MORE - PLEASE ORDER IN ADDITION, PART NO 15-5971-007

DUAL VOLTAGE



DESCRIPTION

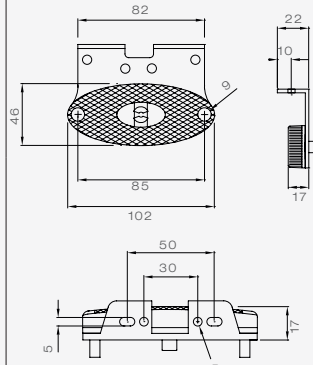
with 1,5 m cable



PART NO
31-2304-097

24V LAMPS SIDE MARKER LAMPS

FIXATION 90° FRONT AND P&R CONNECTION



DESCRIPTION

with 0,5 m cable
with 1,5 m cable

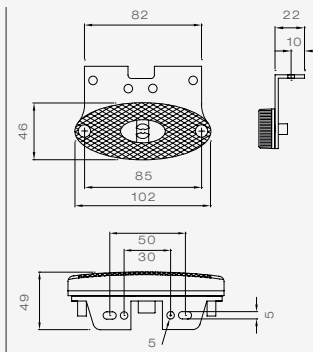


PART NO
31-2364-017
31-2364-037

ATTENTION!!!

CAP FOR P&R CONNECTOR IS NOT INCLUDED ANY MORE - PLEASE ORDER IN ADDITION, PART NO 15-5971-007

FIXATION 90° BACK AND P&R CONNECTION



DESCRIPTION

with 0,5 m cable
with 1,5 m cable



PART NO
31-2364-087
31-2364-107

ATTENTION!!!

CAP FOR P&R CONNECTOR IS NOT INCLUDED ANY MORE - PLEASE ORDER IN ADDITION, PART NO 15-5971-007

SURFACE MOUNT VERSION WITH 3 PIN ASS3 CONNECTION



DESCRIPTION

with 1,5 m cable



PART NO
31-2307-017

FIXATION 90° BACK AND 3 PIN ASS3 CONNECTION



DESCRIPTION

with 1,5 m cable



PART NO
31-2367-037

FIXATION 90° FRONT AND 3 PIN ASS3 CONNECTION



DESCRIPTION
with 1,5 m cable



PART NO
31-2367-057

SPARE PARTS / ACCESSORIES



DESCRIPTION
rubber pad
fixation 90° to the front
fixation 90° to the back
straight bracket
screw for angle (1 piece)
caps for P&R connector

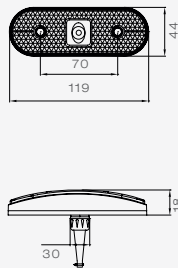


PART NO
15-5111-007
15-5321-107
15-5321-207
15-5321-007
14-0418-307
15-5971-007

UNIPOINT I LED



SURFACE MOUNT VERSION PRE-ASSEMBLED WITH P&R CONNECTION



GENERAL DESCRIPTION

- with reflector
- high light output with low current consumption
- with ASS1/ASS2 connection on the backside of the lamp

DESCRIPTION
with 0,5 m cable
with 1,5 m cable

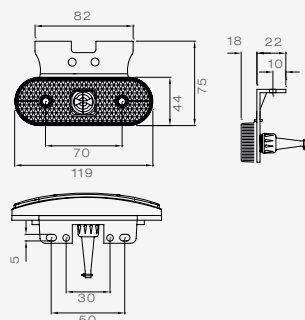


PART NO
31-2004-017
31-2004-037

ATTENTION!!!

CAP FOR P&R CONNECTOR IS NOT INCLUDED ANY MORE - PLEASE ORDER IN ADDITION, PART NO 15-5971-007

FIXATION 90° BACK PRE-ASSEMBLED WITH P&R CONNECTION



DESCRIPTION
with 0,5 m cable
with 1,5 m cable



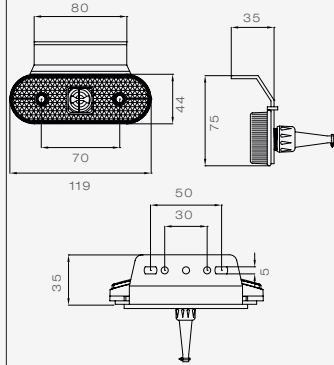
PART NO
31-2064-017
31-2064-037

ATTENTION!!!

CAP FOR P&R CONNECTOR IS NOT INCLUDED ANY MORE - PLEASE ORDER IN ADDITION, PART NO 15-5971-007

24V LAMPS SIDE MARKER LAMPS

FIXATION 90° FRONT PRE-ASSEMBLED WITH P&R CONNECTION



DESCRIPTION

with 0,5 m cable
with 1,5 m cable

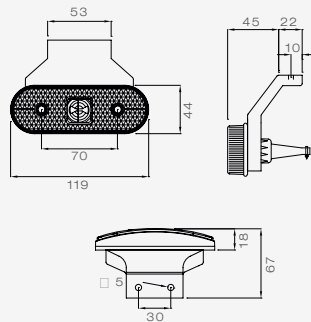


PART NO
31-2064-717
31-2064-737

ATTENTION!!!

CAP FOR P&R CONNECTOR IS NOT INCLUDED ANY MORE - PLEASE ORDER IN ADDITION, PART NO 15-5971-007

FIXATION SLOPING ANGLE PRE-ASSEMBLED WITH P&R CONNECTION



DESCRIPTION

with 0,5 m cable
with 1,5 m cable

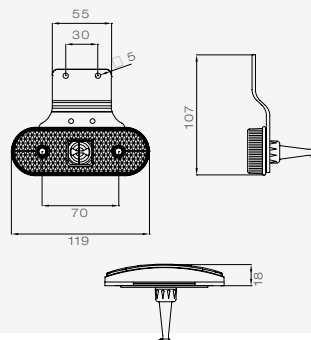


PART NO
31-2064-217
31-2064-237

ATTENTION!!!

CAP FOR P&R CONNECTOR IS NOT INCLUDED ANY MORE - PLEASE ORDER IN ADDITION, PART NO 15-5971-007

FIXATION STRAIGHT PRE-ASSEMBLED WITH P&R CONNECTION



DESCRIPTION

with 0,5 m cable
with 1,5 m cable



PART NO
31-2064-417
31-2064-437

ATTENTION!!!

CAP FOR P&R CONNECTOR IS NOT INCLUDED ANY MORE - PLEASE ORDER IN ADDITION, PART NO 15-5971-007

SURFACE MOUNT VERSION WITH 3 PIN ASS3 CONNECTION



DESCRIPTION

with 0,5 m cable
with 1,5 m cable



PART NO
31-2007-237
31-2007-247

FIXATION 90° BACK AND 3PIN ASS3 CONNECTION



DESCRIPTION

with 0,5 m cable
with 1,5 m cable



PART NO

31-2067-097
31-2067-107

FIXATION 90° FRONT AND 3PIN ASS3 CONNECTION



DESCRIPTION

with 1,5 m cable



PART NO

31-2067-697

UNIPOINT I VERTICAL WITH REFLECTOR AND P&R CONNECTION



DESCRIPTION

Vertical version with
1,5 m cable



PART NO

31-2004-107

ATTENTION!!!

CAP FOR P&R CONNECTOR IS NOT INCLUDED ANY MORE - PLEASE ORDER IN ADDITION, PART NO 15-5971-007

SPARE PARTS / ACCESSORIES



DESCRIPTION

Lens loose
Lens loose incl. fixation 90°
to the back
Lens loose incl. sloping angle
to the back
connection loose single grommet
connection loose double grommet
front cable supply for Unipoint
with 0,25 m P&R
fixation 90° back
straight bracket
sloping angle to the back
sloping angle to the front
expanding rivet for lamp 14-15mm
cap for P&R connector



PART NO

21-2000-004
21-2000-014
21-2000-024
15-5624-014
15-5624-024
68-5018-007
15-5319-007
15-5317-007
15-5317-017
15-5319-307
14-4596-007
15-5971-007

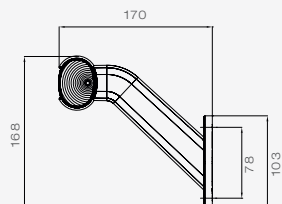


24V LAMPS END OUTLINE MARKER LAMPS



SUPERPOINT II

VERSION STANDARD WITH P&R CONNECTION



GENERAL DESCRIPTION

- water proof double chamber system in the lens
- moisture or salt water is not able to progress to the contact area after a mechanical defect – no loss of the lighting system
- flexible fitting arm (rubber)
- with integrated side marker lamp

DESCRIPTION

red/white left with 1,25 m cable
red/white right with 1,25 m cable



PART NO
31-3404-017
31-3404-007

STANDARD VERSION WITH ASS1 CONNECTION



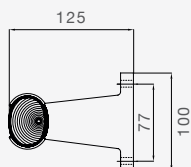
DESCRIPTION

red/white left with 1,75 m cable
red/white right with 1,75 m cable



PART NO
31-3405-007
31-3406-007

SHORT VERSION WITH P&R CONNECTION



DESCRIPTION

red/white, left/right usable
with 1,5 m cable



PART NO
31-3704-017

SHORT VERSION WITH ASS1 CONNECTION



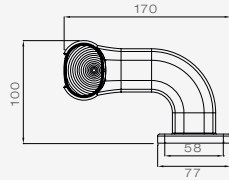
DESCRIPTION

red/white, left/right usable
1,75 m cable



PART NO
31-3707-027

EARPOINT VERSION WITH P&R CONNECTION



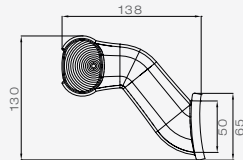
DESCRIPTION

red/white left with 1,25 m cable
red/white right with 1,25 m cable



PART NO
31-3804-017
31-3804-007

ECOPOINT VERSION WITH P&R CONNECTION



DESCRIPTION

red/white left with 1,25 m cable
red/white right with 1,25 m cable



PART NO
31-3604-057
31-3604-047

ECOPOINT VERSION WITH ASS1 CONNECTION



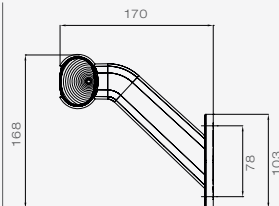
DESCRIPTION

red/white left with 1,75 m cable
red/white right with 1,75 m cable



PART NO
31-3605-007
31-3606-007

VERSION STANDARD WITH 3 PIN ASS3 CONNECTION



DESCRIPTION

red/white right with 1,25 m cable
red/white left with 1,25 m cable



PART NO
31-3406-067
31-3405-077

SPARE PARTS / ACCESSORIES



DESCRIPTION

Lens red/white/orange
Lens black/white/orange
Bulb connection inkl.
Bulb and 0,5 m cable
angle bracket for end outline
marker
bulb 24V 4W
cap for P&R connector



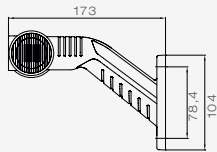
PART NO
18-8136-007
18-8137-007
31-2800-007
15-5313-007
16-6304-007
15-5971-007

24V LAMPS END OUTLINE MARKER LAMPS



SUPERPOINT III LED

STANDARD VERSION WITH P&R CONNECTION



GENERAL DESCRIPTION

- end outline marker in clear glass design complete in LED
- flexible fitting arms (rubber) in different designs
- lamp includes side marker lamp

DESCRIPTION

- red/white/orange left, with 1,25 m cable
- red/white/orange right, with 1,25 m cable
- black/white/orange left, with 1,25 m cable
- black/white/orange right, with 1,25 m cable



PART NO

- 31-3304-047
- 31-3304-057
- 31-3304-067
- 31-3304-077

ATTENTION!!!

CAP FOR P&R CONNECTOR IS NOT INCLUDED ANY MORE - PLEASE ORDER IN ADDITION, PART NO 15-5971-007

STANDARD VERSION WITH ASS2 CONNECTION



DESCRIPTION

- red/white/orange left, with 1,75 m cable
- red/white/orange right, with 1,75 m cable
- black/white/orange left, with 1,75 m cable
- black/white/orange right, with 1,75 m cable



PART NO

- 31-3305-017
- 31-3306-017
- 31-3305-027
- 31-3306-027

STANDARD VERSION, OPEN END



DESCRIPTION

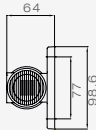
- red/white/orange left, with 4 m cable
- red/white/orange right, with 4 m cable
- black/white/orange left, with 4 m cable
- black/white/orange right, with 4 m cable



PART NO

- 31-3303-007
- 31-3302-007
- 31-3303-017
- 31-3302-017

VERSION DIRECT MOUNTING WITH P&R CONNECTION



DESCRIPTION

red/white/orange left/right 1,5 m cable
black/white/orange left/right 1,5 m cable



PART NO

31-3364-007

31-3364-017

ATTENTION!!!

CAP FOR P&R CONNECTOR IS NOT INCLUDED ANY MORE - PLEASE ORDER IN ADDITION, PART NO 15-5971-007

VERSION DIRECT MOUNTING, OPEN END



DESCRIPTION

red/white/orange left/right 4 m cable
black/white/orange left/right 4 m cable

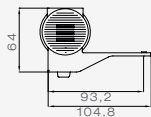


PART NO

31-3360-007

31-3360-017

VERSION WITH PENDULAR BRACKET, P&R CONNECTION



DESCRIPTION

red/white/orange left 1,5 m cable
red/white/orange right 1,5 m cable
black/white/orange left 1,5 m cable
black/white/orange right 1,5 m cable



PART NO

31-3364-057

31-3364-027

31-3364-047

31-3364-037

ATTENTION!!!

CAP FOR P&R CONNECTOR IS NOT INCLUDED ANY MORE - PLEASE ORDER IN ADDITION, PART NO 15-5971-007

VERSION WITH PENDULAR BRACKET, OPEN END



DESCRIPTION

red/white/orange left 4 m cable
red/white/orange right 4 m cable
black/white/orange left 4 m cable
black/white/orange right 4 m cable



PART NO

31-3365-017

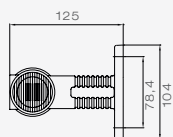
31-3366-027

31-3365-027

31-3366-017

24V LAMPS END OUTLINE MARKER LAMPS

STRAIGHT VERSION WITH P&R CONNECTION



DESCRIPTION

red/white/orange right/left
P&R 1,25 m cable
black/white/orange right/left
P&R 1,25 m cable



PART NO

31-3304-097

31-3304-087

ATTENTION!!!

CAP FOR P&R CONNECTOR IS NOT INCLUDED ANY MORE - PLEASE ORDER IN ADDITION, PART NO 15-5971-007

STRAIGHT VERSION WITH ASS2 CONNECTION



DESCRIPTION

red/white/orange right/left
1,75 m cable
black/white/orange right/left
1,75 m cable



PART NO

31-3307-017

31-3307-007

STRAIGHT VERSION, OPEN END



DESCRIPTION

red/white/orange right/left
4 m cable
black/white/orange right/left
4 m cable

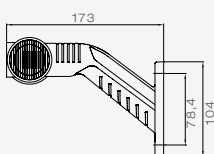


PART NO

31-3300-247

31-3300-317

STANDARD VERSION WITH 3 PIN ASS3



DESCRIPTION

red/white/orange right, with
1,25 m cable
black/white/orange right, with
1,25 m cable
red/white/orange left, with
1,25 m cable
black/white/orange left, with
1,25 m cable



PART NO

31-3306-127

31-3306-167

31-3305-127

31-3305-167

SPARE PARTS / ACCESSORIES



DESCRIPTION

Superpoint III LED Lens red/
white/orange 4 m open end
Superpoint III LED Lens black/
white/orange 4 m open end
Superpoint III rubber arm lose
(standard version)
Superpoint III rubber arm lose
(straight version)
Superpoint III rubber arm lose
(direct mounting)
Superpoint III rubber arm lose
(pendant bracket)
cap for P&R connector



PART NO

21-3351-707

21-3350-707

21-3300-007

21-3302-007

15-5325-007

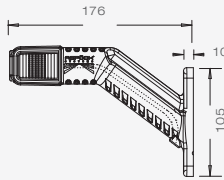
15-5325-107

15-5971-007

SUPERPOINT IV LED



VERSION STANDARD WITH P&R CONNECTION



GENERAL DESCRIPTION

- end outline marker in clear glass design complete in LED
- flexible fitting arms (rubber)
- lamp includes side marker lamp

DESCRIPTION

red/white/orange left,
with 2 m cable

red/white/orange right,
with 2 m cable



PART NO
31-3104-007
31-3104-017

ATTENTION!!!

CAP FOR P&R CONNECTOR IS NOT INCLUDED ANY MORE - PLEASE ORDER IN ADDITION, PART NO 15-5971-007

VERSION STANDARD WITH ASS2 CONNECTION



BDESCRIPTION

red/white/orange left,
with 2 m cable

red/white/orange right,
with 2 m cable

red/withe/orange left
with 0.5 m cable

red/white/orange right
with 0.5 m cable

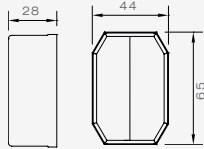


PART NO
31-3105-007
31-3106-007
31-3105-017
31-3106-017

24V LAMPS END OUTLINE MARKER LAMPS

FLEXIPOINT I

FLEXIPOINT RED/WHITE WITH P&R CONNECTION



GENERAL DESCRIPTION

- festoon bulb 5 Watt - shock proof
- cable entry with rubber grommet
- lens double screwed
- flexible mounting possibilities
- bracket in various mounting possibilities

DESCRIPTION

with 0,5 m cable



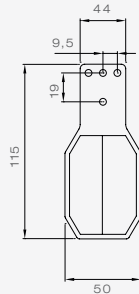
PART NO

31-6504-177

ATTENTION!!!

CAP FOR P&R CONNECTOR IS NOT INCLUDED ANY MORE - PLEASE ORDER IN ADDITION, PART NO 15-5971-007

WITH BRACKET AND P&R CONNECTION



DESCRIPTION

- left 0,5 m cable
- right 0,5 m cable
- left 1,5 m cable
- right 1,5 m cable



PART NO

- 31-6564-077
- 31-6564-067
- 31-6564-157
- 31-6564-147

ATTENTION!!!

CAP FOR P&R CONNECTOR IS NOT INCLUDED ANY MORE - PLEASE ORDER IN ADDITION, PART NO 15-5971-007

SPARE PARTS / ACCESSORIES



DESCRIPTION

- Flexipoint red/white loose in plastic bag
- Flexipoint red/white loose with bracket in plastic bag
- bracket
- 90° bracket
- turnable flat bracket
- flexible straight rubber holder
- sloping holder
- festoon 24V 5W
- cap for P&R connector



PART NO

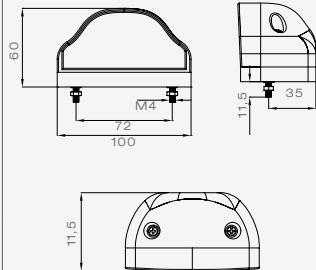
- 21-6513-007
- 21-6513-217
- 15-5310-107
- 15-5318-007
- 15-5316-007
- 15-5312-107
- 15-5314-107
- 16-6705-007
- 15-5971-007

NUMBER PLATE LAMPS



REGPOINT

WITH P&R CONNECTION



GENERAL DESCRIPTION

- number plate light with modern design
- festoon bulb 5W - shock proof
- cable glands as cable entry on the bottom of the lamp
- various mounting options

DESCRIPTION

- with 0,5 m cable
- with 1,0 m cable
- with 3,5 m cable



PART NO

- 36-3004-017
- 36-3004-027
- 36-3004-057

ATTENTION!!!

CAP FOR P&R CONNECTOR IS NOT INCLUDED ANY MORE - PLEASE ORDER IN ADDITION, PART NO 15-5971-007

WITH ASS2 CONNECTION



DESCRIPTION

- with 0,5 m cable
- with 1,0 m cable
- with 2,5 m cable



PART NO

- 36-3007-007
- 36-3007-057
- 36-3007-047

WITH 3 PIN. ASS3 CONNECTION



DESCRIPTION

- with 0,5 m cable



PART NO

- 36-3007-397

SPARE PARTS / ACCESSORIES



DESCRIPTION

- complete lamp with cable glands in plastic bag
- festoon bulb 24V 5W
- cup for P&R connector

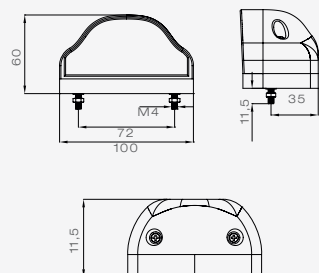


PART NO

- 26-3000-004
- 16-6705-007
- 15-5971-007

24V LAMPS NUMBER PLATE LAMPS

REGPOINT RED



GENERAL DESCRIPTION

- number plate light with modern design
- festoon bulb 5W - shock proof
- cable glands as cable entry on the bottom of the lamp
- red lens - ATTENTION: note legal regulations
- various mounting options

DESCRIPTION

Lamp red complete with cable glands



PART NO

26-3010-004

SPARE PARTS / ACCESSORIES



DESCRIPTION

transparent red lens

Festoon bulb 24V 5W



PART NO

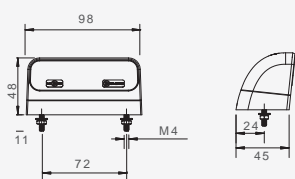
18-8630-104

16-6705-007

REGPOINT II LED NUMBER PLATE LIGHT LED



STANDARD



DESCRIPTION

P&R, 0.5 m

P&R, 2.0 m

ASS2, 0.5 m

ASS2, 2.0 m

ASS3, 0.5 m



PART NO

36-3804-007

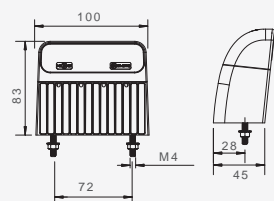
36-3804-017

36-3806-007

36-3805-007

36-3810-007

FOR SINGLE MOUNTING



DESCRIPTION

P&R, 0.5 m

P&R, 2.0 m

ASS2, 0.5 m

ASS2, 2.0 m

ASS3, 0.5 m



PART NO

36-3864-007

36-3864-017

36-3867-017

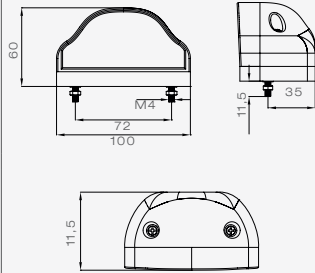
36-3867-027

36-3865-007

REGPOINT LED



WITH P&R CONNECTION



GENERAL DESCRIPTION

- LED number plate light
- same dimensions like the bulb version
- high light yield with 2 LEDs
- cable and lightning devices are shed

DESCRIPTION

- with 0,5 m cable
- with 1,0 m cable
- with 3,5 m cable



PART NO
36-3604-007
36-3604-017
36-3604-027

ATTENTION!!!

CAP FOR P&R CONNECTOR IS NOT INCLUDED ANY MORE - PLEASE ORDER IN ADDITION, PART NO 15-5971-007

WITH 2 PIN ASS2 CONNECTOR



DESCRIPTION

- with 0,5 m cable
- with 1,0 m cable
- with 3,5 m cable



PART NO
36-3607-007
36-3607-017
36-3607-027

SPARE PARTS / ACCESSORIES

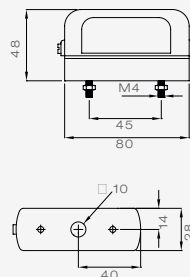


DESCRIPTION

cap for P&R connector

PART NO
15-5971-007

REGPOINT SMALL



DESCRIPTION

with 0,5 m with P&R



PART NO
36-1204-037

ATTENTION!!!

CAP FOR P&R CONNECTOR IS NOT INCLUDED ANY MORE - PLEASE ORDER IN ADDITION, PART NO 15-5971-007

SPARE PARTS / ACCESSORIES



DESCRIPTION

cap for P&R connector

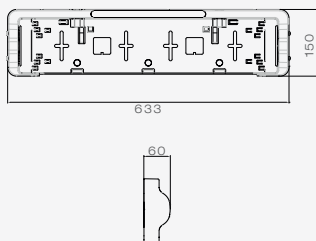


PART NO
15-5971-007

24V LAMPS NUMBER PLATE HOLDER

NUMBER PLATE HOLDER LED

VERSION WITH P&R CONNECTION WITHOUT 3RD STOP LIGHT



GENERAL DESCRIPTION

- fitting for each european number plates (except UK)
- integrated LED lighting on both sides
- simple mounting
- dimensions (633 x 150 x 60 mm)
- only 1 connection for both lamps

DESCRIPTION

- with 0,5 m P&R
- with 1,0 m P&R
- with 3,5 m P&R



PART NO

- 36-3764-007
- 36-3764-017
- 36-3764-027

ATTENTION!!!

CAP FOR P&R CONNECTOR IS NOT INCLUDED ANY MORE - PLEASE ORDER IN ADDITION, PART NO 15-5971-007

VERSION WITH ASS2 CONNECTION WITHOUT 3RD STOP LIGHT



DESCRIPTION

- with 0,5 m flat cable
- with 1,0 m flat cable
- with 3,5 m flat cable



PART NO

- 36-3767-007
- 36-3767-017
- 36-3767-027

VERSION OPEN END WITH 3RD STOP LIGHT



DESCRIPTION

- with 3,5 m cable without 3rd stop light
- with 3,5 m cable and 3rd stop light 2,0 m cable open end



PART NO

- 36-3760-007
- 36-3760-017

SPARE PARTS / ACCESSORIES



DESCRIPTION

- 3rd stop light 2,0 m cable open end

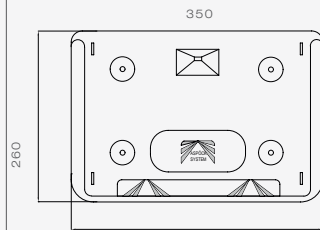
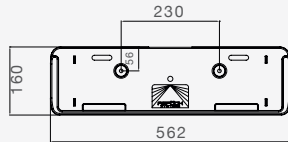


PART NO

- 31-8900-027

ADDITIONAL BRAKE LIGHTS

NUMBER PLATE PAD



GENERAL DESCRIPTION

- fixation of the number plate with flexible rubber holder
- for single-line and double-line number plates

DESCRIPTION

number plate pad
520 x 120 x 28 mm

number plate pad „Version
UK“, 345 x 256 x 28 mm

number plate pad, 345 x 256
x 28 mm including number
plate light with 1 m P&R



PART NO
15-5392-017

15-5398-507

87-1272-004

SPARE PARTS / ACCESSORIES


DESCRIPTION

bracket for Regpoint Lamp
3rd stop light 2 m open end




PART NO
15-5398-067
31-8900-027

3RD STOP LIGHT



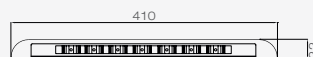
surface mount version



version incl. housing



surface mounting version



GENERAL DESCRIPTION

- various mounting possibilities
- increasing safety in traffic
- compact dimensions

DESCRIPTION

surface mount version with 0,5
m open end

surface mount version with 2,0 m
ASS1 connection

including housing with 0,5 m
open end

including surface-case with
2,0 m open end



PART NO
31-8900-017

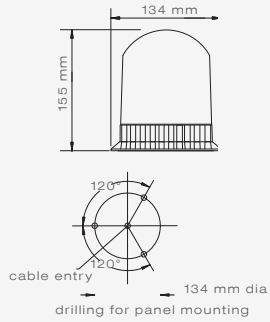
31-8907-007

31-8910-017

31-9000-057

FLASHPOINT

ROTATING BEACON



DESCRIPTION

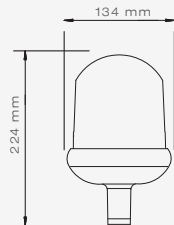
orange, bulb, 3 bolt, 3 amps,
150 flashes / min

orange, bulb, DIN pole mount

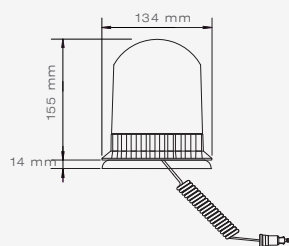


PART NO
29-9002-007

29-9006-007



ROTATING BEACON WITH SPIRAL CABLE AND PLUG



DESCRIPTION

orange, bulb, magnetic,
3 amps, 150 flashes / min



PART NO
39-9000-407

SPARE PARTS AND ACCESSORIES

DESCRIPTION

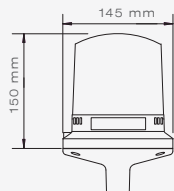
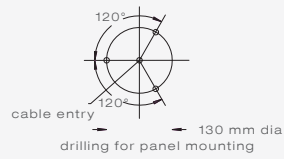
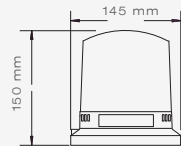
DIN pole mount straight
spare lens



PART NO
14-4370-007
18-2990-127

FLASHPOINT 

XENON BEACON



DESCRIPTION

orange, xenon, 3 bolt,
1,5 / 0,7 amps, 120 flashes / min

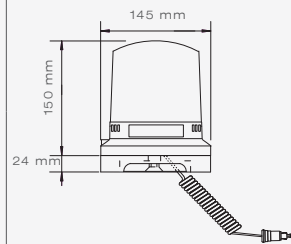
orange, xenon, DIN pole mount,
1,5 / 0,7 amps, 120 flashes / min



PART NO
29-9007-007

29-9009-007

XENON BEACON WITH SPIRAL CABLE AND PLUG



DESCRIPTION

orange, xenon, magnetic,
1,5/0,7 amps, 120 flashes/min



PART NO
39-9000-807

SPARE PARTS AND ACCESSORIES

DESCRIPTION

DIN pole mount straight
spare xenon tube

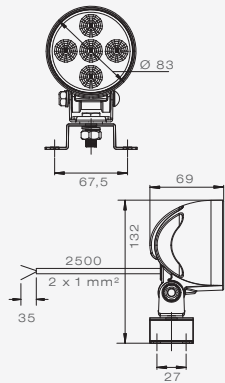


PART NO
14-4370-007
18-2990-147



WORKING LAMP LED

WORKPOINT LED 650



GENERAL DESCRIPTION

- long life expectancy
- very low current consumption
- water and steam resistant
- standard mounting
- all purpose (near field lighting and spot lighting)
- overheating protection
- ~650 lumen

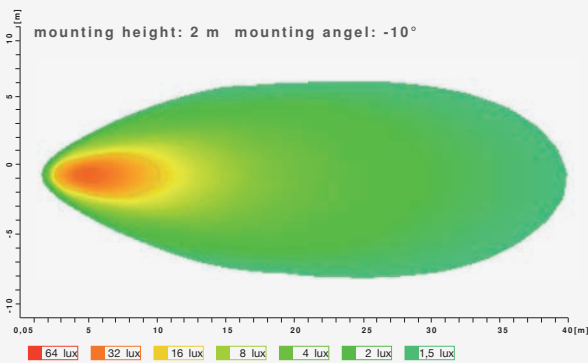
DESCRIPTION

2,5 m open end
2,5 m ASS2

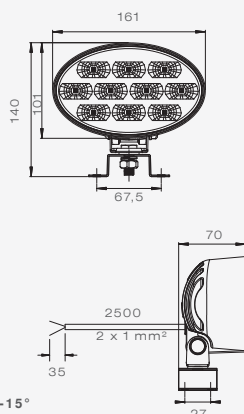


PART NO

39-6400-017
39-6407-007



WORKPOINT LED 800



GENERAL DESCRIPTION

- long life expectancy
- very low current consumption
- water and steam resistant
- standard mounting
- all purpose (near field lighting and spot lighting)
- overheating protection
- ~800 lumen

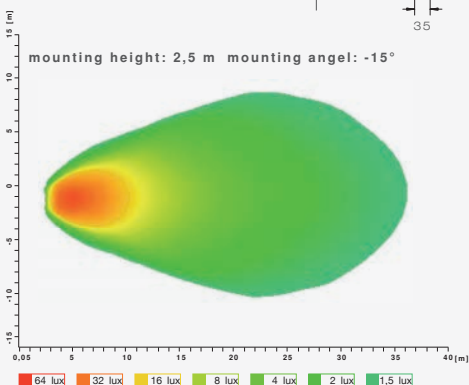
DESCRIPTION

2,5 m open end
2,5 m ASS2



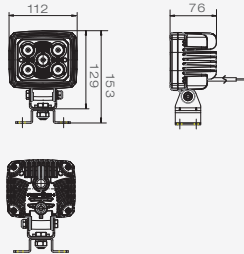
PART NO

39-6800-017
39-6807-007



WORKING LAMP LED

WORKPOINT LED 3000



GENERAL DESCRIPTION

- long life expectancy
- high light output
- very low current consumption
- Temperatur range of -40 °C ~ 80 °C
- steam and water resistant
- standard mounting
- die-cast aluminium for maximum heat dissipation
- ~3000 lumen

DESCRIPTION

1.5 m open ended cable,
spot beam (20°)

1.5 m open ended cable,
flood beam (60°)



PART NO

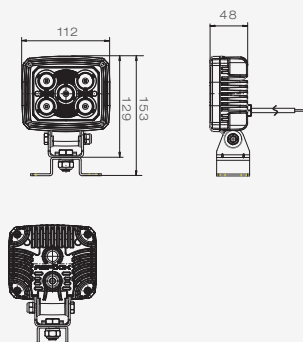
38-8221-007

38-8221-107



WORKING LAMP LED / REVERSE LAMP LED

WORKPOINT LED 1500



GENERAL DESCRIPTION

- admitted to the reversing light
- long life expectancy
- high light output
- very low current consumption
- Temperatur range of -40 °C ~ 80 °C
- steam and water resistant
- standard mounting
- die-cast aluminium for maximum heat dissipation
- ~1500 lumen

DESCRIPTION

1.5 m open ended cable



PART NO

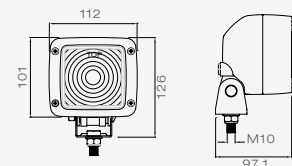
38-8220-007



WORKING LIGHT - REVERSING LIGHT



21 W



GENERAL DESCRIPTION

- according to the new guidelines it is able to be mounted as working light as well as reversing light
- large high light output in spite of compact dimensions
- swinging socket
- in 21W version and 70W version available

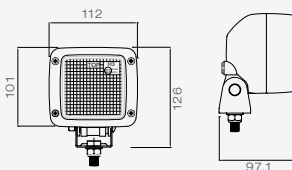
DESCRIPTION

- 21W with 1,5 m ASS2
- 21W with 2,5 m ASS2
- 21W with 2,5 m open end



PART NO
38-9007-007
38-9007-017
38-9000-007

70 W



DESCRIPTION

- 70W H3 with 1,5 m ASS2
- 70W H3 with 2,5 m ASS2
- 70W H3 with 2,5 m open end



PART NO
38-9107-007
38-9107-017
38-9100-007

SPARE PARTS AND ACCESSORIES

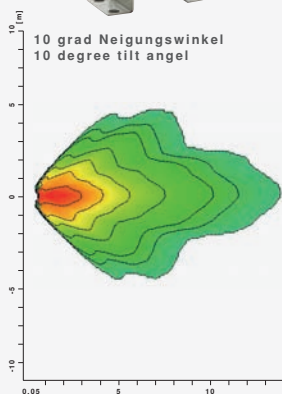
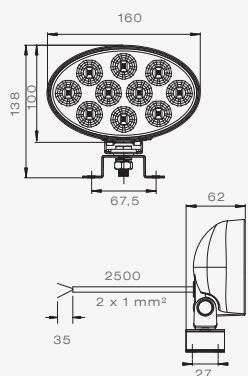
DESCRIPTION

reverse 70 W - as spare part
incl. 24V 70W H3 lamp



PART NO
28-9100-007

REVERSING LAMP LED OVAL



GENERAL DESCRIPTION

- very low current consumption
- temperature range from -40°C to +80°C
- water and steam resistant
- maintenance free and long life expectancy (approx. 20,000 hours) due to LED technology
- dual voltage 12V / 24V
- high gloss reflector
- light emission 150 x 82 mm
- permitted according to ECE48/ADR
- 200 lumen

DESCRIPTION

- 2,5 m open end
- 2,5 m with 2 pin ASS2

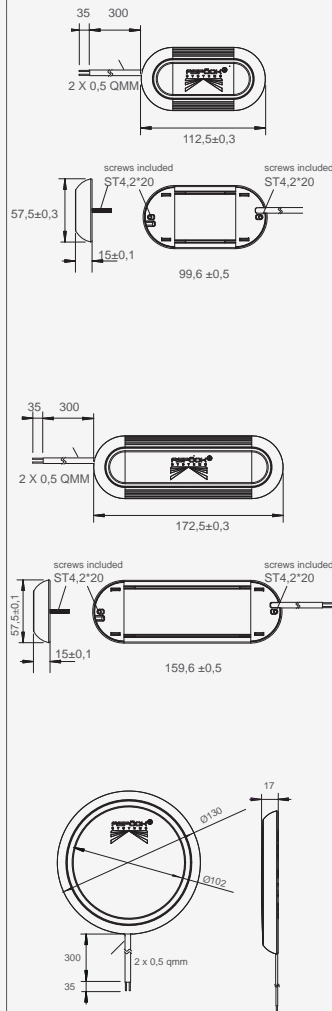


PART NO
38-8200-007
38-8207-007

INTERIOR LAMP

INPOINT III LED

LED INTERIOR LAMP



GENERAL DESCRIPTION

- long life expectancy
- high light output
- very low current consumption
- lens in frosted optic
- standard mounting
- dual voltage
- optional with switch, or motion sensor (PIR Sensor)

DESCRIPTION

interior lamp LED short, 0.3 m cable open end

interior lamp LED short, with switch, 0.3 m cable open end

interior lamp LED short, with motion sensor, 0.3 m cable open end

interior lamp LED long, 0.3 m cable open end


interior lamp LED long, with switch, 0.3 m cable open end

interior lamp LED long, with motion sensor, 0.3 m cable open end

interior lamp LED round, 0.3 m cable open end

interior lamp LED round, with switch, 0.3 m cable open end

interior lamp LED round, with motion sensor, 0.3 m cable open end



- with motion sensor

- without switch
- with switch



PART NO

39-8900-157

39-8900-257

39-8900-207

39-8900-007

39-8900-107

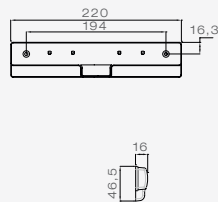
39-8900-057

39-8900-307

39-8900-407

39-8900-357

LED-INTERIOR LAMP



GENERAL DESCRIPTION

- high-power LEDs for a high output
- compact dimensions
- easy mounting
- universal using

DESCRIPTION

- with 0,25 m P&R
- with 1,50 m P&R
- with 1,50 m open end



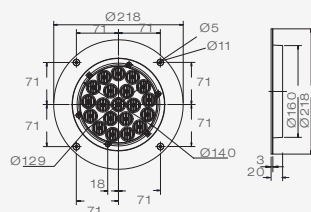
PART NO

- 39-8704-007
- 39-8704-017
- 39-8700-017

ATTENTION!!!

CAP FOR P&R CONNECTOR IS NOT INCLUDED ANY MORE - PLEASE ORDER IN ADDITION, PART NO 15-5971-007

INTERIOR LAMP LED ROUND



GENERAL DESCRIPTION

* ADR Zone 2 - only with additional isolated tube

- very low current consumption
- high grade LED, 20 pieces
- maintenance free and long life expectancy
- splash proof
- dual voltage 12V / 24V

DESCRIPTION

interior lamp LED round open end, including plate



PART NO

29-8410-007

THE ART OF LIGHTS



**DON'T WAIT...
INNOVATE!**



www.aspoeck.com

24V Standard Wiring Systems

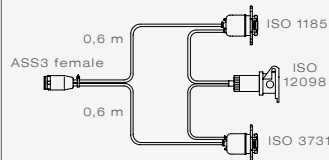
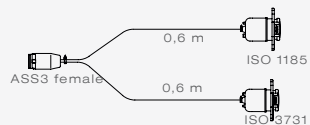
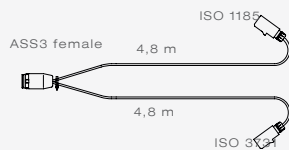
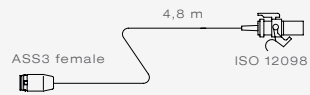




24V STANDARD WIRING SYSTEMS

FRONT CONNECTION

FRONT CONNECTION WITH 17 PIN ASS3 CONNECTOR



DESCRIPTION

4,8 m and 15 pin plug, version ADR

4,8 m and N+S plug

0,6 m cable and 15 pin socket, version ADR

0,6 m and N+S socket

N+S and 15 pin socket



PART NO
53-1667-037

58-6024-017

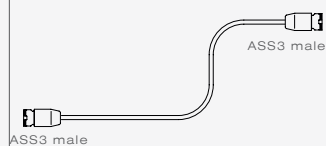
53-6768-007

58-6649-007

58-6647-007

MAIN CABLES

MAIN CABLE WITH 17 PIN ASS3 CONNECTION, VERSION ADR



DESCRIPTION


9 m 6 x 1 + 2 x 2,5 mm²
 12,5 m 6 x 1 + 2 x 2,5 mm²
 15 m 6 x 1 + 2 x 2,5 mm²
 9 m 7 x 1 + 1 x 1,5 + 2 x 2,5 mm²
 12,5 m 7 x 1 + 1 x 1,5 + 2 x 2,5 mm²
 15 m 7 x 1 + 1 x 1,5 + 2 x 2,5 mm²
 9,0 m 12 x 1 + 3 x 2,5 mm²
 12,5 m 12 x 1 + 3 x 2,5 mm²
 15 m 12 x 1 + 3 x 2,5 mm²



PART NO
 65-1003-007
 65-1003-017
 65-1003-027
 65-1005-007
 65-1005-017
 65-1005-027
 65-1007-007
 65-1007-017
 65-1007-027

SML-LOOM / FLAT CABLE

FLATCABLE, 2 x 1,5MM², FOR P&R CONENCTION, VERSION ADR



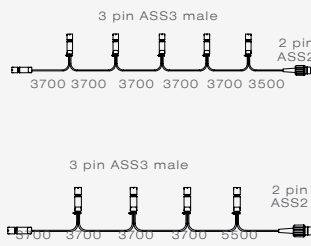
DESCRIPTION

- 13 m cable, ASS1
- 15 m cable, ASS1
- 16 m cable, ASS1
- 17 m cable, ASS1



PART NO
68-7503-007
68-7503-017
68-7503-177
68-7503-027

SML-LOOM WITH 3 PIN ASS3 CONNECTIONS, VERSION ADR



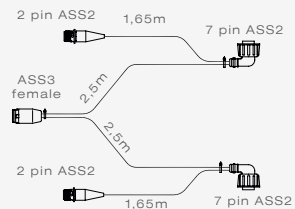
DESCRIPTION

- with 6 x ASS3 3 pin. + 1 x ASS2
- with 5 x ASS3 3 pin. + 1 x ASS2



PART NO
87-1285-007
87-1284-007

REAR SUPPLY CABLE



DESCRIPTION

ADR version

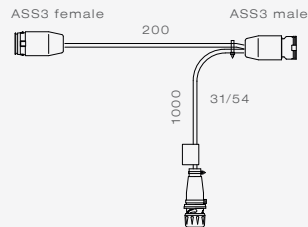


PART NO
68-4983-007

24V STANDARD WIRING SYSTEMS

ADAPTER CABLES

ADAPTER CABLE WITH 17 PIN ASS3 CONNECTION, VERSION ADR



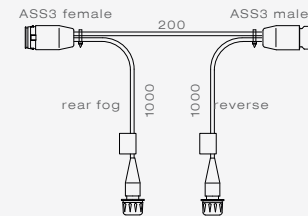
DESCRIPTION

8 core cable with single connection for brake



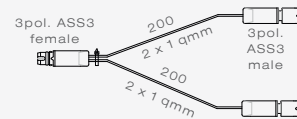
PART NO

66-8892-007



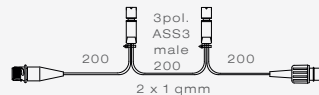
9 core cable with double connection for reverse and rear fog

66-8893-007



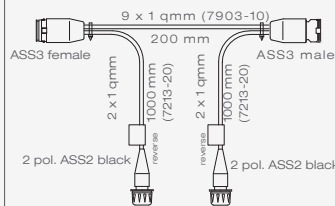
Y-cable 3pin ASS3

65-6499-007



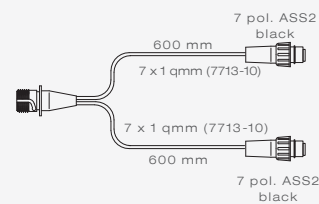
extension for SML chain
eg: 87-1288-007

87-1286-007



9 core cable with double connection for reverse


65-6101-027



Adapter for double lighting

68-4980-037

EXTENSION CABLE



DESCRIPTION

extension cable 3 pin ASS3
0,5 m



PART NO

65-1499-007



extension cable 3 pin ASS3
1,5 m

65-1499-017

24V Junction Boxes

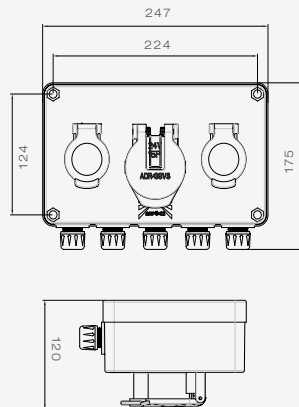




24V JUNCTION BOXES SOCKET JUNCTION BOX

SOCKET JUNCTION BOX

3-SOCKET JUNCTION BOX



GENERAL DESCRIPTION

- pre-assembled multifunction housing
 - 1) socket ISO 1185
 - 2) socket ISO 3731
 - 3) socket ISO 12098
- Interchangeable housings in bayonet version ISO 1185, 3731, and 12098
- 5 pins (cable glands or 2 pin ASS2 connection)
- not ADR tested

DESCRIPTION

0,6 m 17 pin ASS3 connector
0,6 m 15 pin bayonet connector



PART NO

76-7037-007
76-7002-007

Important notice regarding the 3-socket junction box:

Caution: ADR vehicles (Carriage of Dangerous Goods) may only use the 15 pin connector (ISO 12098)! Do not use the other available sockets! There is danger of fire and explosion and danger to life!

This would be the way to make the 3-socket junction box suitable for an ADR Zone 2 usage:

To use the 3-socket junction box for ADR, please fit the safety caps into the ISO 1185 and ISO 3731 sockets

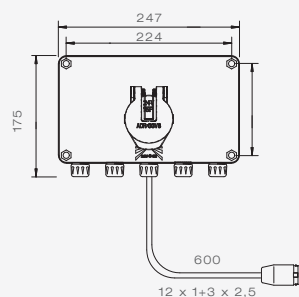


2 pc. safety caps for ISO 1185 and ISO 3731 sockets

15-5280-154



1-SOCKET JUNCTION BOX



GENERAL DESCRIPTION

- pre-assembled multifunction housing ISO 12098
- Interchangeable housings in bayonet version ISO 12098
- 5 pins (cable glands or 2 pin ASS2 connection)

DESCRIPTION

0,6 m 17 pin ASS3 connector



PART NO

76-7072-007

SPARE PARTS / ACCESSORIES



DESCRIPTION

2 pc. safety caps for ISO 1185 and ISO 3731 sockets

pre-wired spare parts for self-assembly

complete wired cable set with connector strip and inserts

insert IOS12098 (15 pin)

insert ISO1185 (7 pin)

insert ISO3731 (7 pin)



PART NO

15-5280-154

76-7001-007

58-3008-007

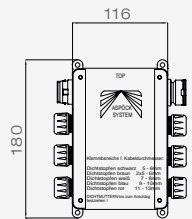
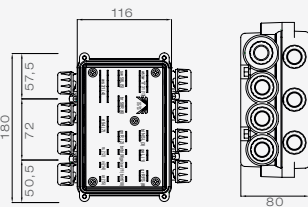
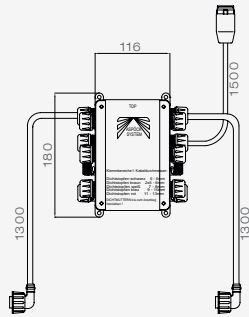
69-0001-004

69-0002-004

69-0003-004

JUNCTION BOX ASS1

JUNCTION BOX ASS1



GENERAL DESCRIPTION

- easy and time-saving mounting of the junction box by pre-wiring
- not necessary to open the box - absolutely waterproof IP54
- colored coding outside determines function
- all cables in colors and numbers according to ISO 12098 (15 pins)
- all flat plugs in the box are 6,3 mm spades
- the unused entries on the cover are spare entries for the trailer user

DESCRIPTION

with rear lamp connection
ADR



PART NO
76-6430-007

with ASS3 direct connector

76-5123-007

SPARE PARTS / ACCESSORIES



DESCRIPTION

- junction box loose
with high cover
- junction box loose
with low cover



PART NO
76-5100-007
76-5100-047



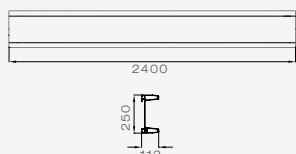
24V Rear Bumper





24V REAR BUMPER

ASPÖCK ALUMINIUM REAR BUMPER



GENERAL DESCRIPTION

- types: 2,4 m anodized or white, pre-drilled for all necessary Aspöck lights and junction boxes
- net weight without wiring or surface mounting parts about 17 kg
- "E" approved

DESCRIPTION



PART NO

loose anodised, only drilled including protection caps

14-4164-001

anodised with: Europoint I, Superpoint I (bulb version) and junction box

97-1252-007

anodised with: Ecopoint with end outline marker and junction box

97-1254-007

anodised with: Europoint II, Superpoint II and rear supply cable

97-1267-007

anodised with: Europoint II (with 1 x tail light in LED), Superpoint II and junction box

97-1269-007

anodised with: Europoint II, Superpoint III LED, number plate light (LED version) and junction box

97-1270-007

anodised with: Europoint III standard, Superpoint IV LED, number plate light (bulb version), and junction box

97-1257-007

		<p>DESCRIPTION</p>		<p>PART NO</p>
		<p>loose white, only drilled including protection caps</p>		<p>14-4164-021</p>
		<p>white with: Europoint I, Superpoint I (bulb version) and junction box</p>		<p>97-1253-007</p>
		<p>white with: Ecopoint with end outline marker and junction box</p>		<p>97-1255-007</p>

<p>SPARE PARTS</p>		<p>DESCRIPTION</p>		<p>PART NO</p>
		<p>protection caps for aluminium rear bumper (2 pieces)</p>		<p>15-5394-014</p>

24V Electronic Accessories





24V ELECTRONIC ACCESSORIES

GENERAL ADVICE!

Led lighting draws less current than Incandescent lamps.

This is known to cause problems with certain Vehicle Bulb failure Monitoring systems, across all manufacturers.

The low power consumption of led lamps can lead to a visual error message to the driver.

As monitoring of the direction indicator is a mandatory requirement, we recommend Aspöck Led lamps are always used in conjunction with our Led Control Gear „LCG“ Aspöck cannot accept any liability for incompatibility of the „LCG“ with the non-mandatory functions, these are provided for driver convenience. With the variation of vehicle types available it is impossible for Aspöck to verify every combination.

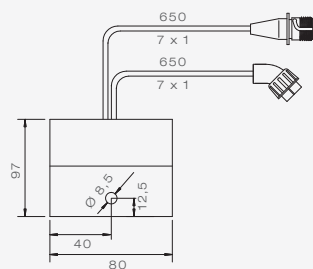
It is the Driver of the vehicles Legal responsibility to check all lighting is operating correctly.

It must also be noted that the maximum current for each function is 3A. Please take care if connecting a Vehicle to an „AC source or pulsed DC“ as this will lead to component Failure.

No liability will be accepted for the use of „LCG“ with non-approved Vehicles or lamps.

Aspöck Accepts no other terms and installation of our products will be deemed as full acceptance of our Terms and conditions.

* LCG LED-CONTROL-GEAR



GENERAL DESCRIPTION

- This LED control gear adapts the electrical characteristics of LED lights, to fit on trucks, which are not compatible with LEDs until now.
- compact construction
- a simple and quick retrofitting in a consisting Aspöck lighting system by the fitting plugs is possible
- Simulation of a bulb on the following functions: direction indicator, tail light, brake light
- Fault detection of the LED direction indicator function
- **Important: for every LED rear lamp, one LCG is needed (i.e. per vehicle 2 pieces of LCG1)**
- **Attention: the LCG is only compatible with Aspöck LED rear lamps**

DESCRIPTION

with 7 pin ASS1 and ASS2 connection for Aspöck rear lamps

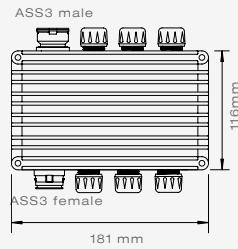


PART NO

75-0300-007

* please notice the general advice

* LCG 2 - CENTRAL LCG



GENERAL DESCRIPTION

- This LED control gear adapts the electrical characteristics of LED lights, to fit on trucks, which are not compatible with LEDs until now.
- compact building method (installed at the ASS1 junction box)
- a simple and rapid retrofit into an existing Aspöck lighting system is possible, by the suitable ASS3 plugs
- controls only the direction indicator functions (power- and failure -control)
- Current adaptation on the following functions: tail light, brake light, reversing light fog light
- per lightning set is only one LCG 2 needed
- **Attention: the LCG is only compatible with Aspöck LED rear lamps**

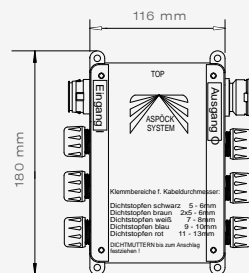
DESCRIPTION

LCG 2 - standard version
 LCG 2 - without direction indicator control



PART NO
 75-0310-007
 75-0309-007

* LCG 3



GENERAL DESCRIPTION

This LED control gear adapts the electrical characteristics of LED lights, to fit on trucks, which are not compatible with LEDs until now.

PERMANENT POWER REQUIRED

- patented functioning system
- indicator monitoring ensured
- no failure messages with onboard computers
- completely waterproof light system incl. rear lamp possible

The LED control gear enables the connection of LED rear lamps to tractor units, even if they are equipped with electronic lamp failure detection systems and onboard computers. Additionally, all light functions are monitored so that any malfunctions that may arise are displayed on the onboard computer.

Attention: the LCG is only compatible with Aspöck LED rear lamps

DESCRIPTION

LCG 3



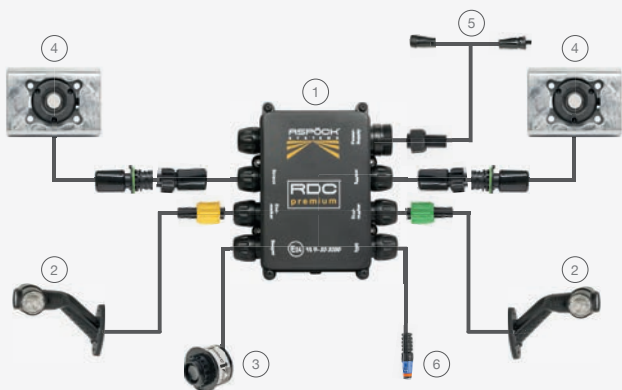
PART NO
 76-5132-017

24V ELECTRONIC ACCESSORIES

RDC premium



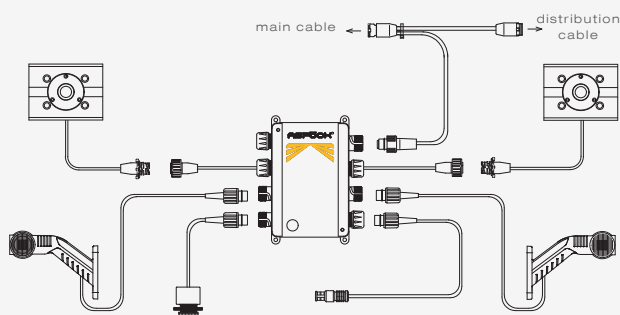
RDC - PREMIUM



GENERAL DESCRIPTION

- ramp-distance-control with activation of EBS-modules from various manufacturers
- this ramp-distance-control is a system by Aspöck to ease the driving to the ramp with trailers, avoiding damages on the vehicle
- more security for objects and persons behind the vehicle
- secure driving on the loading ramp
- adjustable ultrasonic sensors
- optical (by end outline marker) and acoustic (by the reversing beeper) warning signal
- easy installation on the vehicle and easy conversion
- by engaging the reverse gear twice, the warning signal becomes „night silent“

RDC - PREMIUM KIT



DESCRIPTION

- RDC-Premium Haldex including metal buffer
- RDC-Premium Haldex without metal buffer
- RDC-Premium Knorr TEBS G2.1 P. including metal buffer
- RDC-Premium Knorr TEBS G2.1 P. without metal buffer
- RDC-Premium Knorr TEBS G2.2 P. including metal buffer
- RDC-Premium Knorr TEBS G2.2 P. without metal buffer



PART NO

- 99-3010-251
- 99-3010-241
- 99-3010-201
- 99-3010-221
- 99-3010-291
- 99-3010-281

COMPONENTS & ACCESSORIES



DESCRIPTION

- ④ RDC Sensor including metal buffer
RDC Sensor without metal buffer
- ② End outline marker Superpoint III LED right, with 2,1 m cable
- ② End outline marker Superpoint III LED left, with 2,1 m cable
- ③ reversing beeper
- ① RDC-distribution box Haldex
RDC-distribution box Knorr
- ⑤ connector cable 3 m
- ⑤ connector cable 8 m
- RDC sticker 100 pc
- screwdriver



PART NO

- 75-0201-607
- 75-0204-007
- 31-3306-047
- 31-3305-047
- 75-0001-007
- 76-6425-107
- 76-6425-207
- 65-6003-017
- 65-6003-007
- 10-0270-397
- 10-0172-007

COMPONENTS & ACCESSORIES

6



DESCRIPTION

- 6 EBS-connector cable Haldex 3 m
- EBS-connector cable Knorr TEBS G2.1 P.
- EBS-connector cable Knorr TEBS G2.2 P.

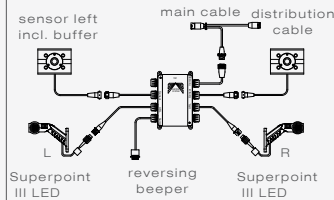



PART NO
68-0049-017

68-0111-007

69-0078-017

RDC - RAMP DISTANCE CONTROL



GENERAL DESCRIPTION

- this ramp-distance-control is a system by Aspöck to ease the driving to the ramp with trailers, avoiding damages on the vehicle
- more security for objects and persons behind the vehicle
- secure driving on the loading ramp
- total action liberty for the driver - no intervention into the brake system
- 2 adjustable ultrasonic sensors
- optical (by end outline marker) and acoustic (by the reversing beeper) warning signal
- easy installation on the vehicle and easy conversion
- by engaging the reverse gear twice, the warning signal becomes „night silent“

DESCRIPTION

RDC systems, sensor including metal buffer



PART NO
99-3010-171

COMPONENTS & ACCESSORIES

DESCRIPTION

- Metal buffer for sensors (1 pc.)
- Screw driver to justify the sensors
- Connection cable ASS3
- RDC-distribution box
- Sensor without metal buffers
- Sensor with metal buffers
- End outline marker, Superpoint III LED left
- End outline marker, Superpoint III LED right



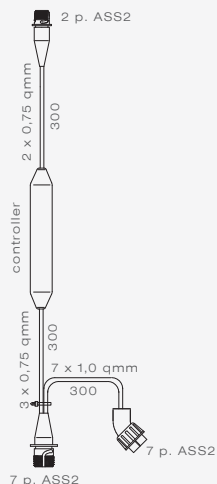
PART NO
14-4545-007
10-0172-007

65-6105-007
76-6595-007
75-0201-007
75-0201-017
31-3305-214

31-3306-217

24V ELECTRONIC ACCESSORIES

SMCG - SIDE MARKER CONTROL GEAR



GENERAL DESCRIPTION

- this side marker control gear was developed as a solution for the new revision of ECE 48 to Rev. 6. This regulation provides for that after November 2017 by vehicle O3 and O4 all side markers must flash in simultaneously with the direction indicator in the rear lamp.
- various ways of solution, which avoid the affixing of additional three CAT 5 direction indicators on each side
- easy installation on the vehicle and easy conversion

- **Solution 1: SMCG** - A separate harness which includes a control gear

DESCRIPTION

SMCG right
SMCG left
SMCG right + left



PART NO

75-0328-007
75-0329-007
75-0331-007



- **Solution 2: SMCG Relay** - A unit which looks like an relay. The „SMCG relay“ gives you the opportunity to fit them into the Aspöck junction boxes or Aspöck rear lamps (Europoint III, Europoint II und Ecopoint II)

DESCRIPTION

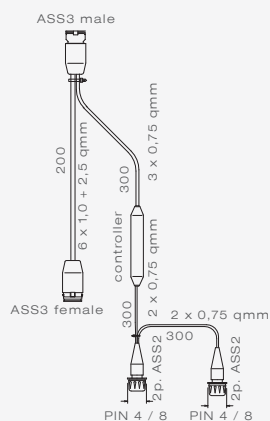
SMCG relay



PART NO

12-3970-557

ERD - ELECTRONIC REVERSE LIGHT DEVICE



GENERAL DESCRIPTION

- the ERD „Electronic Reverse Light Device“ will allow the additional reversing lights only to come on when reversing whilst the parking lights are also on
- with the mounting of an additional reversing light, the legal regulations are complied
- easy installation on the vehicle and easy conversion

DESCRIPTION

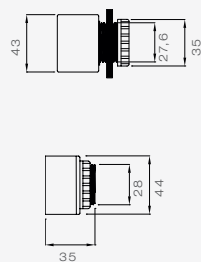
ERD - electronic reverse light device



PART NO

75-0341-007

ELECTRONIC REVERSING BUZZER



GENERAL DESCRIPTION

- pulsating tone
- volume 98dv on 1m

DESCRIPTION

1,2 m cable and 2 pin ASS1 connector, IP68

3,5 m cable open end, IP68

1,2 m cable open end, IP54

built-in version for

Europoint I & Europoint III

built-in version for Europoint II



PART NO

75-0000-007

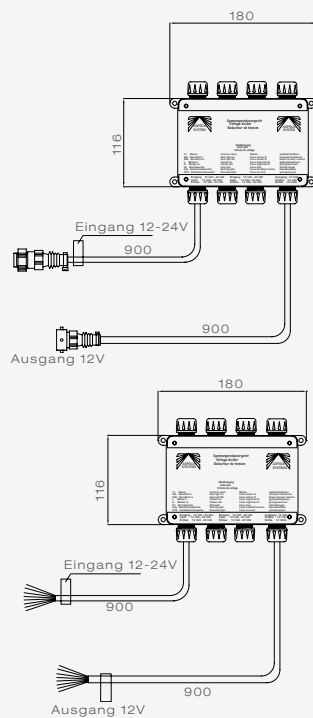
75-0100-007

75-0002-007

12-3922-004

12-3922-014

VOLTAGE REDUCER



GENERAL DESCRIPTION

- The voltage reducer was designed for trailers with 12V lamps and a towing vehicle with either 24V or 12V
- Should a short circuit or overloading occur, the appropriate output switches off. The other outputs remain fully functional.
- The voltage reducer is splash-water and dust-protected and fitted with an automatic voltage recognition (that determines whether the input voltage is 12V or 24V, the output voltage remains a constant 12V)

DESCRIPTION

24V to 12V with 15 pin bayonet connection

24V to 12V with open end cables



PART NO

76-9010-007

76-9009-007

24V Spare Parts and Accessories





24V SPARE PARTS AND ACCESSORIES

SPARE PARTS AND CONNECTION ELEMENTS

SYSTEMS ASS3 - BOX PACKING



DESCRIPTION

ASS3 3 pin male
 ASS3 3 pin female
 ASS3 17 pin female
 ASS3 17 pin male



PART NO

13-0332-281
 13-0322-281
 13-1722-001
 13-1732-001

SYSTEMS ASS2 - BOX PACKING



DESCRIPTION

ASS2 SML connection
 ASS2 2 pin male yellow
 ASS2 2 pin male green
 ASS2 2 pin male black
 ASS2 2 pin female yellow
 ASS2 2 pin female green
 ASS2 2 pin female black
 ASS2 7 pin male yellow
 ASS2 7 pin male green
 ASS2 7 pin male white
 ASS2 7 pin male black
 ASS2 7 pin female yellow
 ASS2 7 pin female green
 ASS2 7 pin female white
 ASS2 7 pin female black



PART NO

15-5624-041
 13-5625-871
 13-5625-881
 15-0281-021
 13-5626-341
 13-5626-351
 15-5624-031
 13-5625-831
 13-5625-841
 13-5625-851
 13-5625-861
 13-5626-941
 13-5626-951
 13-5626-961
 13-5626-971

SYSTEMS ASS1 - BOX PACKING



DESCRIPTION

ASS1 2 pin male yellow
 ASS1 2 pin male green
 ASS1 2 pin female yellow
 ASS1 2 pin female green
 ASS1 2 pin female black
 ASS1 7 pin male black
 ASS1 7 pin female yellow
 ASS1 7 pin female green
 ASS1 7 pin female black



PART NO

13-5625-211
 13-5625-231
 13-5626-261
 13-5626-271
 13-5626-331
 13-5625-821
 13-5626-931
 13-5626-921
 13-5626-911

SYSTEMS BAYONET - BOX PACKING



DESCRIPTION

Bayonet 2 pin male green
 Bayonet 2 pin male black
 Bayonet 2 pin female yellow
 Bayonet 2 pin female green
 Bayonet 2 pin female black
 Bayonet 7 pin male grey
 Bayonet 7 pin female white
 Bayonet 7 pin female grey
 Bayonet 8 pin male yellow
 Bayonet 8 pin male green
 Bayonet 8 pin male black
 Bayonet 8 pin female yellow
 Bayonet 8 pin female green
 Bayonet 8 pin female black
 Bayonet 15 pin male
 Bayonet 15 pin female



PART NO

13-0232-031
 13-0236-031
 13-0220-031
 13-0222-031
 13-0226-041
 13-0836-021
 13-0824-031
 13-0826-031
 13-0831-031
 13-0833-031
 13-0838-061
 13-0821-051
 13-0823-041
 13-0828-061
 13-1530-101
 13-1520-051

ASS1 SYSTEMS - PLASTIC BAG



DESCRIPTION

ASS1 2 pin female yellow
 ASS1 2 pin female green
 ASS1 2 pin female black
 ASS1 7 pin female yellow
 ASS1 7 pin female green
 ASS1 7 pin female white
 ASS1 7 pin female black
 15 pin Bayonet male
 15 pin Bayonet female



PART NO

13-5626-204
 13-5626-224
 13-5626-284
 13-5626-704
 13-5626-724
 13-5626-744
 13-5626-784
 13-1530-004
 13-1540-004

24V SPARE PARTS AND ACCESSORIES

REFLECTORS

TRIANGULAR REFLECTOR



DESCRIPTION

screwable

self-adhesive



PART NO

15-5400-007

15-5400-557

REFLECTOR 90 X 40 MM



DESCRIPTION

white, self-adhesive

red, self-adhesive

yellow, self-adhesive

yellow, screwable



PART NO

15-5430-017

15-5431-017

15-5432-017

15-5432-007

REFLECTOR 76 X 34 MM



DESCRIPTION

yellow, self-adhesive

white, self-adhesive

white with bracket



PART NO

15-5435-017

15-5434-017

15-5434-157

REFLECTOR D= 80 MM



DESCRIPTION

white, screwable

red, screwable

yellow, screwable



PART NO

15-5420-007

15-5421-007

15-5422-007

REFLECTOR D= 60 MM



DESCRIPTION

white, screwable

white, self-adhesive

red, screwable

red, self-adhesive

yellow, screwable

yellow, self-adhesive



PART NO

15-5410-007

15-5410-017

15-5411-007

15-5411-017

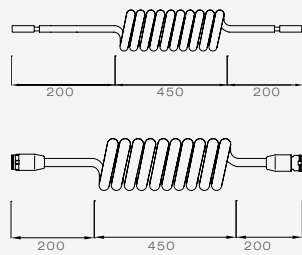
15-5412-007

15-5412-017

24V SPARE PARTS AND ACCESSORIES

EXTENSION CABLES

11-CORES (7 x 1 + 1 x 1,5 + 3 x 2,5 QMM)



DESCRIPTION

open end, working length 4,5 m
with ASS3 connections,
working length 4,5 m



PART NO
17-7910-507
65-1022-027

MARKER BOARDS

MARKER BOARD 566 x 197 MM



GENERAL DESCRIPTION

- marker board ECE70

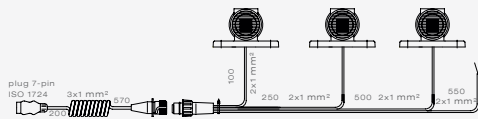
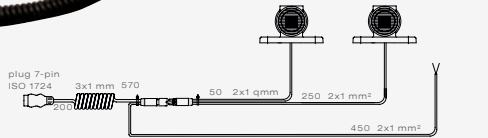
DESCRIPTION

one pair (2 pieces) aluminium
566 x 197 x 1 mm



PART NO
14-4200-002

ENLARGEMENTS



GENERAL DESCRIPTION

- for broadloom trailers
- **ATTENTION** - marker board is not included!

DESCRIPTION

with 2 pieces Superpoint III LED, with additional exit for twisting lamp

with 3 pieces Superpoint III LED, with additional exit for twisting lamp



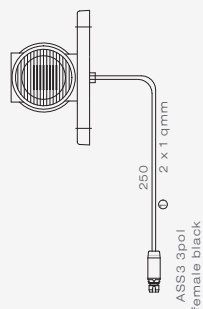
PART NO

58-1955-007

58-1957-007

SUPERPOINT III LED

VERSION 3 PIN ASS3 CONNECTION



DESCRIPTION

red/white/orange/ left/right with 0,25 m cable

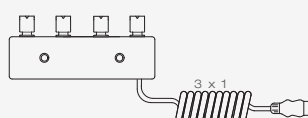


PART NO

31-3307-087

DISTRIBUTOR ASS3

WITH COILED CABLE



DESCRIPTION

distributor ASS3 with coiled cable



PART NO

76-9023-007

24V SPARE PARTS AND ACCESSORIES

ISO PLUGS

ISO PLUGS



DESCRIPTION

plug with 7 pins, 24V, ISO 1185, alu housing, with cable glands, single packed in plastic bag

plug with 7 pins, 24V, ISO 3731, alu housing, with cable glands, single packed in plastic bag

plug with 13 pins, 24V, ISO 12098, plastic housing, with grommet

14 pin VBG-plug 24V

15 pin plug 24V, ISO 12098, plastic housing, with grommet



PART NO

13-3020-004

13-3025-004

13-3040-007

13-3150-007

13-3070-007

ISO SOCKETS

ISO SOCKETS



DESCRIPTION

Socket with 7 pins 24V, ISO 1185, alu cover

Socket with 7 pins 24V, ISO 3731, alu cover

Socket with 13 pins 24V, ISO 12098, plastic housing

VBG socket with 14 pins 24V

Socket with 15 pins 24V, ISO 12098, plastic housing

Socket with 15 pins 24V, ISO 12098, plastic housing, with double exit



PART NO

13-3128-027

13-3129-027

13-3140-007

13-3050-027

13-3170-007

13-3170-057

CONTOUR MARKING TAPE



GENERAL DESCRIPTION

- Unique adhesive layer
 - easily and quickly applied without loss of material
 - The adhesive layer cures into a permanent bond, making the tape repositionable
- Reflective Performance UN/ECE-104 Class C approved
 - approved according to European specifications for reflective materials for trucks and trailers
 - very high reflective values, especially for larger illumination angles (e.g. 60°)
- Unique Prism technology
 - layout of the prisms in squares in various orientations
 - homogenous horizontal, vertical and diagonal reflection
- Special composition
 - three chemically bound layers making the product thin, flexible and very strong
 - impenetrable to water and dirt after cutting or damaging of the product
 - contains no air bubbles
- Acrylate structure
 - the acrylic top layer offers excellent stability
 - the structure offers 7 years of proven durability worldwide

DESCRIPTION

50,8 mm x 50 m white
 50,8 mm x 50 m yellow
 50,8 mm x 50 m red
 50,8 mm x 12,5 m red
 for Curtainsider
 50,8mm x 50 m white
 for Curtainsider
 50,8 mm x 50 m yellow
 for Curtainsider
 50,8 mm x 50 m red



PART NO

15-5990-007
 15-5990-107
 15-5990-207
 15-5990-307
 15-5990-407
 15-5990-507
 15-5990-607

24V Installation Regulations





Legal Installation Regulations for Trailers in Accordance with ECE Regulation No R48



FRONT

1. Front end-outline marker lamp*

Installation:	Mandatory for trailers > 2.1 m wide, Permitted for trailers >1.8 m to < 2.1 m wide.
Number:	2 pieces
Colour:	White
Installation height:	As high as possible.
Spacing:	Mount as far apart as possible to a max. of 400 mm from the furthest point of the vehicle's width.
Geom. angle of visibility:	Horizontally 80° outwards, vertically 5° above and 20° below the horizontal.
Other regulations:	Any front position (side) lamp or reflex reflector may be installed. Additional reflex reflectors are permissible.

*End-outline marker lamps: special regulation for trailers with canopy: On a trailer with a canopy the end-outline marker lamp can only be installed at the bottom. The front white and rear red end-outline marker lamps may be installed in a single lamp provided the installation regulations and angles of visibility are complied with.

O₁ = trailers up to 0.75 t O₂ = trailers from 0.75 t to 3.5 t O₃ = trailers from 3.5 t to 10 t O₄ = trailers over 10 t

2. Front reflex reflector

Installation:	Mandatory for all trailers.
Number:	2 pieces
Colour:	white
Shape:	Not triangular
Installation height:	At least 250 mm, 900 mm max. (exception: 1.500 mm).
Spacing:	There should be a max. of 150 mm and a min. of 600 mm between both reflectors, but at least 400 mm for vehicles with a width of < 1.300 mm.
Geom. angle of visibility:	Horizontally 10° inwards and 30° outwards, vertically ± 10°, but 5° downwards if installation height is < 750 mm.
Other regulations:	The illuminating surface of the reflex reflector may be incorporated in the front position (side) lamp. The installation height of the reflector must be taken into account.

3. Front position (side) lamp

Installation:	Mandatory for trailers > 1.6 m wide, permitted for trailers ≤ 1.6 m wide.
Number:	2 pieces
Colour:	white
Installation height:	At least 350 mm, 1.500 mm max. (exception: 2,100 mm on trailers of the categories O1 and O2 only or on other trailers where a max. of 1.500 mm is not possible).
Spacing:	A max. of 150 mm from the furthest point of the vehicle's width, with a min. of 600 mm between both front position lamps, but of at least 400 mm on vehicles with a width of < 1.300 mm.
Geom. angle of visibility:	Horizontally 5° inwards and 80° outwards. Vertically ± 15°, but also 5° downward if installation height is < 750 mm.
Other regulations:	The illuminating surface of the reflex reflector may be incorporated in the front position (side) lamp. The installation height of the reflector must be taken into account.

SIDE

4. Side reflex reflector

Installation:	Mandatory for all trailers.
Number:	At least one in the middle third.
Colour:	Yellow
Installation height:	At least 250 mm, 900 mm max. (exception: 1.500 mm).
Spacing:	No more than 3 m from front (including drawbar); no more than 1 m from rear, no more than 3 m between each reflector (exception: 4 m).
Geom. angle of visibility:	Horizontally ± 45°, vertically ± 10°, but 5° downwards if installation height is < 750 mm.
Other regulations:	The illuminating surface of the reflex reflector may be incorporated in the side-marker lamp. The max. installation height of the reflector must be taken into account.

5. Side-marker lamp

Installation:	Mandatory for trailers > 6 m long, permitted for trailers < 6 m long.
Number:	At least one in the middle third.
Colour:	Yellow in front, yellow at rear (red also possible in combination with the rear light).
Installation height:	No more than 3 m from front (including drawbar), no more than 1 m from rear, no more than 3 m between each side-marker lamp (exception: 4 m).
Geom. angle of visibility:	Horizontally $\pm 45^\circ$, vertically $\pm 10^\circ$, but 5° downwards if installation height is < 750 mm .
Other regulations:	The illuminating surface of the reflex reflector may be incorporated in the side-marker lamp. The max. installation height of the reflector must be taken into account.

Note: side-marker lamp: intensity of light emitted at least 4cd = for trailers of every category

REAR

6. Direction indicator lamps

Installation:	Mandatory for all trailers, category 2a or 2b.
Number:	2 pieces
Colour:	Yellow
Installation height:	At least 350 mm, 1.500 mm max. (exception: 2.100 mm only if no two additional direction indicator lamps have been installed). Installation height of additional direction indicator lamps: at least 600 mm above the mandatory direction indicator lamps.
Spacing:	No more than 400 mm from the furthest point of the vehicle's width. This does not apply to the additional direction indicator lamps. There should be at least 600 mm between the two direction indicator lamps, but at least 400 mm on vehicles < 1.300 mm wide.
Geom. angle of visibility:	Horizontally 45° inwards to 80° outwards, vertically $\pm 15^\circ$, but also 5° downwards if installation height is < 750 mm.
Other regulations:	Installation of two additional direction indicator lamps (2a or 2b) is permitted on all trailers in the categories O_2 , O_3 and O_4 .

7. Rear tail lamp

Installation:	Mandatory for all trailers.
Number:	2 pieces
Colour:	Red
Installation height:	At least 350 mm, 1.500 mm max. (exception: 2.100 mm only if no two additional rear lamps have been installed). Installation height of the additional rear lamps: at least 600 mm above the mandatory rear lamps.
Spacing:	A max. of 400 mm from the furthest point of the vehicle's width. This does not apply to the additional rear lamps. There must be at least 600 mm between the two rear lamps, but at least 400 mm if the vehicle is < 1.300 mm wide.
Geom. angle of visibility:	Horizontally 45° inwards to 80° outwards, vertically $\pm 15^\circ$, but also 5° downwards if installation height is < 750 mm.
Other regulations:	Unless end-outline marker lamps are installed, two additional rear end-outline lamps may be installed on all trailers of the categories O_2 , O_3 and O_4 .

8. Stop lamp

Installation:	Mandatory for all trailers, category S1 or S2.
Number:	2 pieces. Unless category S3, S4 stop lamps have been installed, two additional stop lamps of the category S1 or S2 may be installed on vehicles of the categories O ₂ , O ₃ and O ₄ .
Colour:	Red
Installation height:	At least 350 mm, 1.500 mm max. (exception: 2.100 mm only if no two additional stop lamps have been installed). Installation height of the additional stop lamps: at least 600 mm above the mandatory stop lamps.
Spacing:	On all trailers at least 600 mm between the two stop lamps, but at least 400 mm if the vehicle is < 1.300 mm wide.
Geom. angle of visibility:	Horizontally $\pm 45^\circ$, vertically $\pm 15^\circ$, but also 5° downwards if the installation height is < 750 mm.
Other regulations:	The distance between the S1 or S2 stop lamp and the rear fog lamp must be > 100 mm.

9. Reversing light

Installation:	Mandatory for all trailers of vehicle categories O ₂ , O ₃ and O ₄ , permissible for trailers of vehicle category O ₁
Number:	1 piece light is mandatory, a second permissible on trailers < 6 m long. 2 lights mandatory on vehicles > 6 m long, and 2 additional reversing lights permissible on all other trailers.
Colour:	white
Installation height:	At least 250 mm, 1.200 mm max.
Spacing:	No regulations apply
Geom. angle of visibility:	1 light: horizontally $\pm 45^\circ$. 2 lights: horizontally 30° inwards to 45° outwards. Vertically 15° upwards to 5° downwards.
Other regulations:	Installation of additional reversing lights on the vehicle is possible at the rear or on the sides.

10. Rear fog lamp

Installation:	Mandatory for all trailers.
Number:	1 piece or 2 pieces
Colour:	Red
Installation height:	At least 250 mm, 1.000 mm max.
Spacing:	No regulations apply.
General regulations for installation:	In the case of 1 rear fog lamp: left of centre for left-hand drive vehicles, right of centre for right-hand drive vehicles. Centre installation permissible.
Geom. angle of visibility:	Horizontally $\pm 25^\circ$, vertically $\pm 5^\circ$.
Circuit-closed tell-tale:	Mandatory. An independent, non-flashing tell-tale.
Other regulations:	Distance from the stop lamp must be > 100 mm.

11. End-outline marker lamp *

Installation:	Mandatory for trailers > 2.1 m wide. Permissible for trailers > 1.8 m to 2.1 m wide.
Number:	2 pieces statutory, 2 optional
Colour:	Red
Installation height:	As high as possible.
Spacing:	As near the widest point of the vehicle as possible, a max. of 400 mm from the furthest point of the vehicle's width.
Geom. angle of visibility:	Horizontally 80° outwards. Vertically 5° above and 20° below the horizontal.
Other regulations:	The rear red and front white end-outline marker lamps may be installed in a single lamp provided the installation regulations and angles of visibility are complied with. The distance between the end-outline marker lamp and the rear lamp must be at least 200 mm. Any rear light or rear reflex reflector may be used. Additional reflectors are permitted.

*End-outline marker lamps: special regulation for trailers with canopy:

On a trailer with a canopy the end-outline marker lamp can only be installed at the bottom. The front white and rear red end-outline marker lamps may be installed in a single lamp provided the installation regulations and angles of visibility are complied with.

12. Rear reflex reflector

Installation:	Mandatory for all trailers.
Number:	2 pieces
Colour:	Red
Shape:	Triangular
Alignment:	The tip of the triangle must point upwards.
Installation height:	At least 250 mm, 900 mm max. (exception: 1.500 mm).
Spacing:	No more than 400 mm from the furthest point of the vehicle's width, with at least 600 mm between both reflectors, but at least 400 mm if the vehicle is < 1.300 mm wide.
Geom. angle of visibility:	Horizontally ± 30°. Vertically ± 15°, but 5° downwards if the installation height is < 750 mm.
Other regulations:	A rear light with an incorporated rectangular reflex reflector is permitted on trailers. Additional reflex reflectors are permitted.

13. Registration plate lamp

Installation:	Mandatory for all trailers.
Number:	1 piece or more
Colour:	White
Installation height:	at least 350 mm to bottom edge triangle, max. 900 mm to top triangle (exception: 1.500 mm)
Position:	Central or on the left (or right on right-hand drive vehicles).

14. High-mounted stop lamp

Installation:	Permitted on all trailers, category S3.
Number:	1 piece If the vehicle's median longitudinal plane does not pass through a solid rear panel but is, for instance, divided by doors leaving no room for an S3 stop lamp, it is permissible for two S3 stop lamps of the stop lamp type „D“ or for one S3 stop lamp to be installed to the left or the right of the vehicle's median longitudinal plane.
Colour:	Red
Installation height:	At least 350 mm, 1.500 mm max. (exception: 2.100 mm only if no two additional rear lamps have been installed). Installation height of the additional rear lamps: at least 600 mm above the mandatory rear lamps.
Spacing:	The point of reference must be the in the trailer's median longitudinal plane. If two S3 stop lamps have been installed each one must be installed as near as possible to the median longitudinal plane. If only one S3 stop lamp is installed next to the median longitudinal plane the distance must be no greater 150 mm.
Geom. angle of visibility:	Horizontally $\pm 10^\circ$ Vertically 10° above and 5° below the horizontal.

24V Attachments





24 V ATTACHMENTS

PART NUMBERS SUMMARY

PART NO	PAGE	PART NO	PAGE	PART NO	PAGE	PART NO	PAGE	PART NO	PAGE	PART NO	PAGE	PART NO	PAGE
10-0172-007	98	12-1574-214	13	13-5625-211	104	14-4596-007	59	15-5398-067	71	15-5971-007	69	16-6322-007	35
10-0172-007	99	12-1574-224	12	13-5625-231	104	15-0281-021	104	15-5398-507	71	15-5990-007	111	16-6705-007	66
10-0270-397	98	12-1574-224	13	13-5625-821	104	15-2122-104	43	15-5400-007	106	15-5990-107	111	16-6705-007	67
12-1522-004	23	12-1574-234	12	13-5625-831	104	15-2122-104	55	15-5400-557	106	15-5990-207	111	16-6705-007	68
12-1522-014	23	12-1574-234	13	13-5625-841	104	15-2122-124	43	15-5410-007	107	15-5990-307	111	17-7910-507	108
12-1522-024	23	12-3922-004	101	13-5625-851	104	15-2122-124	55	15-5410-017	107	15-5990-407	111	18-2990-127	72
12-1522-034	23	12-3922-014	15	13-5625-861	104	15-2128-144	55	15-5411-007	107	15-5990-507	111	18-2990-147	73
12-1526-004	23	12-3922-014	101	13-5625-871	104	15-2128-167	53	15-5411-017	107	15-5990-607	111	18-8136-007	23
12-1526-014	23	12-3970-557	100	13-5625-881	104	15-2128-277	53	15-5412-007	107	16-6110-007	34	18-8136-007	24
12-1526-024	23	13-0220-031	105	13-5626-204	105	15-2128-524	53	15-5412-017	107	16-6121-007	34	18-8136-007	25
12-1526-034	23	13-0222-031	105	13-5626-224	105	15-5111-007	45	15-5420-007	107	16-6304-007	15	18-8136-007	35
12-1528-001	18	13-0226-041	105	13-5626-261	104	15-5111-007	57	15-5421-007	107	16-6304-007	21	18-8136-007	61
12-1528-001	21	13-0232-031	105	13-5626-271	104	15-5111-407	32	15-5422-007	107	16-6304-007	24	18-8137-007	61
12-1529-001	18	13-0236-031	105	13-5626-284	105	15-5270-004	15	15-5430-017	106	16-6304-007	25	18-8141-004	15
12-1529-001	21	13-0322-281	104	13-5626-331	104	15-5276-004	15	15-5431-017	106	16-6304-007	35	18-8382-107	40
12-1530-004	29	13-0332-281	104	13-5626-341	104	15-5277-007	21	15-5432-007	106	16-6304-007	41	18-8440-007	35
12-1531-004	29	13-0821-051	105	13-5626-351	104	15-5280-154	88	15-5432-017	106	16-6304-007	53	18-8442-007	35
12-1560-001	14	13-0823-041	105	13-5626-704	105	15-5280-154	88	15-5434-017	106	16-6304-007	61	18-8442-107	35
12-1560-001	15	13-0824-031	105	13-5626-724	105	15-5310-107	66	15-5434-157	106	16-6305-007	16	18-8485-007	29
12-1560-011	14	13-0826-031	105	13-5626-744	105	15-5312-107	66	15-5435-017	106	16-6305-007	24	18-8487-007	29
12-1560-011	15	13-0828-061	105	13-5626-784	105	15-5313-007	61	15-5609-107	49	16-6305-007	25	18-8520-002	25
12-1560-021	14	13-0831-031	105	13-5626-911	104	15-5314-107	66	15-5609-107	50	16-6305-007	29	18-8522-002	23
12-1560-021	15	13-0833-031	105	13-5626-921	104	15-5316-007	66	15-5623-304	15	16-6305-007	35	18-8522-002	24
12-1560-031	14	13-0836-021	105	13-5626-931	104	15-5317-007	47	15-5624-014	59	16-6305-007	40	18-8528-002	21
12-1560-031	15	13-0838-061	105	13-5626-941	104	15-5317-007	59	15-5624-024	59	16-6310-007	15	18-8528-402	18
12-1560-141	14	13-1520-051	105	13-5626-951	104	15-5317-017	47	15-5624-031	104	16-6310-007	16	18-8529-002	21
12-1560-141	15	13-1530-004	105	13-5626-961	104	15-5317-017	59	15-5624-041	104	16-6310-007	21	18-8529-402	18
12-1570-001	12	13-1530-101	105	13-5626-971	104	15-5318-007	66	15-5971-007	41	16-6310-007	29	18-8550-002	16
12-1570-001	13	13-1540-004	105	14-0418-307	45	15-5319-007	47	15-5971-007	43	16-6321-007	15	18-8555-007	16
12-1570-101	12	13-1722-001	104	14-0418-307	57	15-5319-007	59	15-5971-007	45	16-6321-007	16	18-8560-002	14
12-1570-101	13	13-1732-001	104	14-1430-357	16	15-5319-307	47	15-5971-007	47	16-6321-007	21	18-8560-002	15
12-1570-204	12	13-3020-004	110	14-2522-987	23	15-5319-307	59	15-5971-007	49	16-6321-007	24	18-8570-001	12
12-1570-204	13	13-3025-004	110	14-2522-987	24	15-5321-007	45	15-5971-007	50	16-6321-007	25	18-8570-001	13
12-1570-214	12	13-3040-007	110	14-2522-997	23	15-5321-007	57	15-5971-007	53	16-6321-007	29	18-8570-101	12
12-1570-214	13	13-3050-027	110	14-2522-997	24	15-5321-107	45	15-5971-007	55	16-6321-007	35	18-8570-101	13
12-1570-224	12	13-3070-007	110	14-4164-001	92	15-5321-107	57	15-5971-007	57	16-6321-007	40	18-8580-007	34
12-1570-224	13	13-3128-027	110	14-4164-021	93	15-5321-207	45	15-5971-007	59	16-6321-607	15	18-8630-104	68
12-1570-234	12	13-3129-027	110	14-4200-002	108	15-5321-207	57	15-5971-007	61	16-6321-607	21	18-8780-107	40
12-1570-234	13	13-3140-007	110	14-4370-007	72	15-5325-007	64	15-5971-007	64	16-6322-007	16	18-8880-107	40
12-1574-204	12	13-3150-007	110	14-4370-007	73	15-5325-107	64	15-5971-007	66	16-6322-007	24	21-2000-004	59
12-1574-204	13	13-3170-007	110	14-4545-007	99	15-5392-017	71	15-5971-007	67	16-6322-007	25	21-2000-014	59
12-1574-214	12	13-3170-057	110	14-4596-007	47	15-5394-014	93	15-5971-007	69	16-6322-007	29	21-2000-024	59

PART NO	PAGE	PART NO	PAGE	PART NO	PAGE	PART NO	PAGE	PART NO	PAGE	PART NO	PAGE	PART NO	PAGE
21-2200-004	55	24-7400-701	28	25-2410-507	25	25-2910-501	21	25-6420-757	14	29-9007-007	73	31-3102-024	12
21-2200-014	55	24-7400-707	28	25-2411-507	25	25-2910-507	20	25-6421-707	14	29-9009-007	73	31-3103-024	12
21-2201-004	55	24-7401-707	28	25-2600-001	24	25-2910-511	21	25-6600-501	15	31-2004-017	57	31-3104-007	65
21-2800-007	53	24-7430-707	28	25-2600-007	24	25-2910-517	20	25-6600-507	15	31-2004-037	57	31-3104-017	65
21-2800-014	53	24-7470-707	28	25-2600-701	22	25-2920-407	18	25-7000-507	13	31-2004-107	59	31-3105-007	65
21-2801-004	53	24-7500-701	28	25-2600-707	22	25-2960-047	20	25-7000-517	13	31-2007-237	58	31-3105-017	65
21-3300-007	64	24-7500-707	28	25-2600-717	22	25-2960-707	19	25-7000-707	12	31-2007-247	58	31-3106-007	65
21-3302-007	64	24-7501-707	28	25-2600-727	23	25-2960-707	19	25-7000-717	12	31-2064-017	57	31-3106-017	65
21-3350-707	64	24-7530-707	28	25-2600-737	23	25-3800-507	17	25-7000-747	12	31-2064-037	57	31-3300-247	64
21-3351-707	64	24-7570-707	28	25-2601-007	24	25-3800-517	17	25-7020-507	13	31-2064-217	58	31-3300-317	64
21-5000-004	41	24-7630-707	28	25-2610-001	24	25-3820-517	17	25-7020-517	13	31-2064-237	58	31-3302-007	62
21-5000-024	41	24-7730-707	28	25-2610-007	24	25-3900-507	17	25-7020-707	12	31-2064-417	58	31-3302-017	62
21-5000-034	41	24-8504-701	29	25-2610-701	22	25-3900-517	17	25-7020-717	12	31-2064-437	58	31-3302-024	18
21-6513-007	66	24-8504-707	29	25-2610-707	22	25-3920-517	17	25-7020-737	12	31-2064-717	58	31-3302-027	21
21-6513-217	66	24-8714-701	29	25-2610-717	22	25-5000-501	16	25-7400-507	13	31-2064-737	58	31-3302-044	18
21-6600-004	43	24-8714-707	29	25-2610-727	23	25-5000-507	16	25-7400-517	13	31-2067-097	59	31-3302-104	21
21-6600-014	43	25-2000-501	25	25-2610-737	23	25-5001-507	16	25-7400-707	12	31-2067-107	59	31-3303-007	62
21-6601-004	43	25-2000-507	25	25-2611-007	24	25-5100-507	16	25-7400-717	12	31-2067-697	59	31-3303-017	62
22-7000-701	37	25-2001-507	25	25-2800-407	18	25-5101-507	16	25-7400-747	12	31-2214-017	54	31-3303-024	18
22-7000-707	37	25-2010-501	25	25-2800-451	21	25-5400-501	16	25-7420-507	13	31-2214-027	54	31-3303-027	21
23-8200-011	40	25-2010-507	25	25-2800-501	21	25-5400-507	16	25-7420-517	13	31-2214-037	54	31-3303-044	18
23-8200-017	39	25-2011-507	25	25-2800-507	20	25-5401-507	16	25-7420-707	12	31-2214-117	54	31-3304-047	62
23-8200-517	39	25-2200-001	24	25-2800-511	21	25-5500-507	16	25-7420-717	12	31-2214-127	54	31-3304-057	62
23-8230-007	39	25-2200-007	24	25-2800-517	20	25-6000-501	15	25-7420-767	12	31-2214-137	54	31-3304-067	62
23-8400-751	37	25-2200-701	22	25-2801-707	19	25-6000-507	15	25-8100-007	34	31-2264-017	54	31-3304-077	62
23-8400-757	36	25-2200-707	22	25-2810-407	18	25-6000-707	14	25-8100-167	34	31-2264-027	54	31-3304-087	64
23-8400-761	37	25-2200-717	22	25-2810-451	21	25-6000-757	14	25-8300-007	34	31-2264-037	54	31-3304-097	64
23-8400-767	36	25-2200-727	23	25-2810-501	21	25-6001-507	15	25-8300-167	34	31-2304-017	55	31-3305-017	62
23-8400-801	37	25-2200-737	23	25-2810-507	20	25-6001-707	14	26-3000-004	67	31-2304-037	55	31-3305-027	62
23-8400-807	36	25-2201-007	24	25-2810-511	21	25-6011-511	15	26-3010-004	68	31-			

PART NUMBERS SUMMARY

PART NO	PAGE	PART NO	PAGE	PART NO	PAGE	PART NO	PAGE	PART NO	PAGE	PART NO	PAGE	PART NO	PAGE
31-3306-167	64	31-5014-047	40	31-6904-127	44	31-9220-007	31	35-0203-047	26	36-3764-007	70	38-9230-007	31
31-3306-217	99	31-5064-027	41	31-6904-167	44	31-9221-007	31	35-0203-057	27	36-3764-017	70	38-9231-007	31
31-3306-237	17	31-5064-067	41	31-6907-027	44	31-9230-007	31	35-0203-067	27	36-3764-027	70	39-6400-017	74
31-3307-007	64	31-5064-077	41	31-6907-037	44	31-9231-007	31	35-0203-077	27	36-3767-007	70	39-6407-007	74
31-3307-017	64	31-6404-017	45	31-7100-007	49	31-9231-207	31	35-0203-087	27	36-3767-017	70	39-6800-017	74
31-3307-087	109	31-6404-097	45	31-7100-017	49	31-9231-217	31	35-0203-097	27	36-3767-027	70	39-6807-007	74
31-3360-007	63	31-6404-127	45	31-7100-067	49	32-7000-707	37	35-0203-107	27	36-3804-007	68	39-7007-007	38
31-3360-017	63	31-6504-177	66	31-7104-007	49	32-7200-007	30	35-0203-117	27	36-3804-017	68	39-7007-007	38
31-3364-007	63	31-6564-067	66	31-7104-017	49	32-7207-007	30	35-0203-127	27	36-3805-007	68	39-8700-017	78
31-3364-017	63	31-6564-077	66	31-7104-027	49	33-7200-007	30	35-0203-137	27	36-3806-007	68	39-8704-007	78
31-3364-027	63	31-6564-147	66	31-7200-007	50	33-7207-007	30	35-0203-147	27	36-3810-007	68	39-8704-017	78
31-3364-037	63	31-6564-157	66	31-7200-017	50	33-7207-517	30	35-0204-007	26	36-3864-007	68	39-8900-007	77
31-3364-047	63	31-6604-077	42	31-7200-067	50	33-8100-007	33	35-0204-017	26	36-3864-017	68	39-8900-057	77
31-3364-057	63	31-6604-097	42	31-7204-007	50	33-8100-107	33	35-0204-027	26	36-3865-007	68	39-8900-107	77
31-3365-017	63	31-6604-117	42	31-7204-017	50	33-8100-207	33	35-0204-037	26	36-3867-017	68	39-8900-157	77
31-3365-027	63	31-6614-017	42	31-7204-027	50	33-8402-037	36	35-0204-047	26	36-3867-027	68	39-8900-207	77
31-3366-017	63	31-6614-037	42	31-7704-017	46	33-8402-047	36	35-0204-057	27	37-7200-007	30	39-8900-257	77
31-3366-027	63	31-6614-057	42	31-7704-037	46	33-8403-037	36	35-0204-067	27	37-7207-007	30	39-8900-307	77
31-3404-007	60	31-6614-077	42	31-7704-057	46	33-8403-047	36	35-0204-077	27	37-8007-157	39	39-8900-357	77
31-3404-017	60	31-6614-097	42	31-7704-077	46	33-8405-087	36	35-0204-087	27	37-8407-007	36	39-8900-407	77
31-3405-007	60	31-6614-117	42	31-7704-087	46	33-8405-097	36	35-0204-097	27	37-8407-017	36	39-9000-407	72
31-3405-077	61	31-6664-017	43	31-7704-097	46	33-8406-087	36	35-0204-107	27	37-9207-017	32	39-9000-807	73
31-3406-007	60	31-6664-037	43	31-7704-127	46	33-8406-097	36	35-0204-117	27	37-9220-007	31	53-1667-037	82
31-3406-067	61	31-6664-057	43	31-7704-227	47	33-8407-017	38	35-0204-127	27	37-9230-007	31	53-6768-007	82
31-3604-047	61	31-6700-027	51	31-7707-107	47	33-8407-017	38	35-0204-137	27	38-7200-007	30	58-1955-007	109
31-3604-057	61	31-6700-037	51	31-7707-117	47	33-9200-007	33	35-0204-147	27	38-7207-007	30	58-1957-007	109
31-3605-007	61	31-6704-067	51	31-7707-127	47	33-9200-207	33	36-1204-037	69	38-8007-167	39	58-3008-007	88
31-3606-007	61	31-6704-077	51	31-7804-017	49	33-9200-307	34	36-3004-017	67	38-8107-067	37	58-6024-017	82
31-3608-007	23	31-6704-087	51	31-7804-057	49	35-0201-007	26	36-3004-027	67	38-8200-007	76	58-6647-007	82
31-3608-007	24	31-6704-097	51	31-7804-077	49	35-0201-017	26	36-3004-057	67	38-8207-007	76	58-6649-007	82
31-3608-007	25	31-6704-107	51	31-7804-087	49	35-0201-027	26	36-3007-007	67	38-8207-007	75	58-6649-007	82
31-3608-017	23	31-6704-117	51	31-7804-097	49	35-0201-037	26	36-3007-047	67	38-8221-007	75	65-1003-017	82
31-3608-017	24	31-6800-017	52	31-7804-127	49	35-0201-047	26	36-3007-057	67	38-8221-107	75	65-1003-027	82
31-3608-017	25	31-6800-027	52	31-8900-017	71	35-0202-007	26	36-3007-397	67	38-8407-007	37	65-1005-007	82
31-3704-017	60	31-6804-067	52	31-8900-027	70	35-0202-017	26	36-3604-007	69	38-9000-007	76	65-1005-017	82
31-3707-027	60	31-6804-077	52	31-8900-027	71	35-0202-027	26	36-3604-017	69	38-9007-007	76	65-1005-027	82
31-3804-007	61	31-6804-087	52	31-8907-007	71	35-0202-037	26	36-3604-027	69	38-9007-017	76	65-1007-007	82
31-3804-017	61	31-6804-097	52	31-8910-017	71	35-0202-047	26	36-3607-007	69	38-9100-007	76	65-1007-017	82
31-5004-007	40	31-6900-017	44	31-8920-007	31	35-0203-007	26	36-3607-017	69	38-9107-007	76	65-1007-027	82
31-5004-027	40	31-6904-017	44	31-9000-057	71	35-0203-017	26	36-3607-027	69	38-9107-017	76	65-1022-027	108
31-5004-097	40	31-6904-037	44	31-9207-047	32	35-0203-027	26	36-3760-007	70	38-9207-017	32	65-1499-007	85
31-5004-107	40	31-6904-057	44	31-9207-057	32	35-0203-037	26	36-3760-017	70	38-9220-007	31	65-1499-017	85

PART NO	PAGE	PART NO	PAGE
65-6003-007	98		
65-6003-017	98		
65-6101-027	84		
65-6105-007	99		
65-6499-007	84		
65-6502-017	30		
66-8892-007	84	76-6430-007	89
66-8893-007	84	76-6595-007	99
68-0049-017	99	76-7001-007	88
68-0111-007	99	76-7002-007	88
68-4980-037	84	76-7037-007	88
68-4983-007	83	76-7072-007	88
68-5018-007	59	76-9009-007	101
68-7503-007	83	76-9010-007	101
68-7503-017	83	76-9023-007	109
68-7503-027	83	76-9027-007	32
68-7503-177	83	76-9028-007	32
69-0001-004	88	87-1272-004	71
69-0002-004	88	87-1284-007	83
69-0003-004	88	87-1285-007	83
69-0078-017	99	87-1286-007	84
75-0000-007	101	97-1252-007	92
75-0001-007	98	97-1253-007	93
75-0002-007	101	97-1254-007	92
75-0100-007	101	97-1255-007	93
75-0201-007	99	97-1257-007	92
75-0201-017	99	97-1267-007	92
75-0201-607	98	97-1269-007	92
75-0204-007	98	97-1270-007	92
75-0300-007	96	99-3010-171	99
75-0309-001	17	99-3010-201	98
75-0309-007	97	99-3010-221	98
75-0310-007	97	99-3010-241	98
75-0328-007	100	99-3010-251	98
75-0329-007	100	99-3010-281	98
75-0331-007	100	99-3010-291	98
75-0341-007	100		
76-5100-007	89		
76-5100-047	89		
76-5123-007	89		
76-5132-017	97		
76-6425-107	98		

24V ATTACHMENTS

WIRING DIAGRAM

pin assignment	electric circuit functions	Colour (change-ment at each pin. location)	DIN NR.	17p. ASS3	15p. ISO 12098	Bay-Con. 15p	Junction box ASS1	7p. ISO 1185	Bay-Con. 7p. GREY	ASS1/2 7p. BLACK	7p. ISO 3731	Bay-Con. 7p. WHITE	ASS1/2 7p. WHITE	Bay-Con. 8p. BLACK	ASS1/2 7p. YE, GN	Bay-Connector 5p. BLACK		ASS1/2 2p. BLA, YE, GN	ISO 12098 13p. 24V	ISO 1724 7p.	ISO 11446 13p. 12V	ASS3 3p.
																Bay-Con. 5p. yellow (left)	Bay-Con. 5p. green (right)					
RDI LHS		YE	L	1	1	3									1	BL	-		3	1	1	-
RDI RHS		GN	R	2	2	5									4	-	BL		5	4	4	-
rear fog lamp		BL „S“54g	3	3	3	-					7				2	S	-		9	(2)	2	-
earth		WT	31	4	4	1									3	31	31	1	1	3	3	1
tail light left		BLA	58L	5	5	2									7	UR	-		2	7	7	-
tail light right		BR	58R	6	6	6									5	-	UR	-	6	5	5	-
stop/Brake light		RD	54	7	7	4									6	BR	BR	-	4	6	6	-
reversing light		GR	„S“L	8	8	-									8	-	S	-	8	-	8	-
feed current (+)		BR/BL	„S“54	9	9	-									-	-	-	-	10	-	9	-
wear control		BR/RD	-	10	10	-									-	-	-	-	-	-	10	-
trailer brake control		YE/BLA	54g	11	11	7									-	-	-	-	7	(2)	*	-
bogge lift		PINK	„S“58R	12	12	-									-	-	-	-	13	-	-	-
earth for electronics		WT/BLA	„S“31	13	13	-									-	-	-	-	-	-	13	-
data line		VI	„S“58L	14	14	-									-	-	-	-	11	-	-	-
data line		OR	„S“R	15	15	-									-	-	-	-	12	-	-	-
free		VI/GN	-	16	-	-									-	-	-	-	-	-	-	-
free		OR/BL	-	17	-	-									-	-	-	-	-	-	-	-
current-carrying		div.	-	-	-	-									-	-	-	2	-	-	-	2/3

APPROVAL NUMBERS 24 V

Rear lamps / bulb

Europoint III	E9_6984
Europoint II	E9_5497
Europoint I	E9_5167
Ecopoint I	E9_5266
Ecopoint I without triangle	E9_5266
Ecopoint II	E9_1853 E24_1058
Ecopoint II without triangle	E9_11853 E9_11852
Earpont I	E9_1057
3 chamber lamp	E9_5520

Rear lamps / LED

Europoint III LED	E9_11093
Europoint II LED	E9_5497
EcoLED	E9_1854
Ecopoint I LED	E9_5266
Ecopoint II LED	E9_11865 E24_1804
Ecopoint II LED without triangle	E9_11866 E24_1804
Multipoint LED	E9_5186
Multipoint V LED	E9_5946
MultiLED II	E24_6110
MultiLED	E9_1599 E9_1600
3 chamber lamp LED	E9_6556 E9_1139 E4_23271 E9_5595 E9_1490 E4_13992 E4_4052
MiniLED II	E9_6535
Linepoint II	E9_11442 E9_11443
Linepoint I	E24_0145 E24_6109 E24_1608
Braspoint 98	E9_11417 E9_11418 E9_11419
Braspoint 140	E9_11412 E9_11416

Position lamps / bulb

Flexipoint I white	E9_5332
Sidepoint white	E13_0484 E13_9592
Flexipoint I red	E9_5332
Monopoint	E4_7740

Position lamps / LED

Flatpoint I white LED	E24_6094
Flatpoint II white LED	E9_5499
Flatpoint II red LED	E9_5499
Unipoint I white LED	E9_5409
Unipoint I red LED	E9_5409
Posipoint II white LED	E9_5593
Posipoint II red LED	E9_5593
Monopoint II white LED	E9_5594
Monopoint II red LED	E9_5594

Side marker lamps / bulb

Sidepoint	E13_9592
-----------	----------

Side marker lamps / LED

Flatpoint I LED	E9_5247 E13_0006
Flatpoint II LED	E9_5499
Unipoint I LED	E9_5409

End outline marker lamps / bulb

Superpoint I	E13_0339 E13_2317
Superpoint II	E9_5315

End outline marker lamps / LED

Superpoint III LED	E9_1469
Superpoint IV LED	E9_6878

Number plate lamps / bulb

Regpoint	E9_4127 E9_4135
Regpoint red	E9_4059 E9_4127
Regpoint small	E20_9944
Regpoint II LED	E_4352

Number plate lamps / LED

Regpoint LED	E9_4133
--------------	---------


Additional lamps

3rd stop lamp	E9_4075
---------------	---------

Working-revers lamp

Workpoint LED 650	E13_12435
Workpoint LED 800	E13_12438
Workpoint LED 1500	E9_1392 E9_1228
Workpoint LED 3000	E9_1393
Reversing lamp LED oval	E13_12437 E9_6528


SENSOR



BEEPER



- Compatible with trailer EBS
- 2 robust ultrasonic sensors with fast response time
- Night mode (reversing alarm)
- Will not operate if the vehicle speed exceeds 10 km/h
- Can be fitted on rigid trucks
(excludes automatic braking function, just optical and audible warnings)
- System activation <3m
- Operating Voltage 24volt (+20% - 10%)
- Operating Temperature -30° to +65° Celsius
- LED end outline marker



Cost effective and Plug & Play!

RDCpremium, is designed to be easily retrofitted on vehicles. It only requires a suitable connecting cable to the Trailer EBS to operate!

RDCpremium investment is low and the payback is almost immediate due to the reduction of impacts and associated costs!

THE ART OF LIGHTS

Aspöck Systems GmbH

Enzing 4 | 4722 Peuerbach | AUSTRIA
Phone.: +43 72 76 / 26 70-0 | Fax: DW 1199
E-Mail: office@aspoeck.at | www.aspoeck.com



Management System
ISO 9001:2008
VDA 6.1

www.tuv.com
ID: 9105017409

Printing errors, technical changes
as well as picture changes reserved.
© Aspöck Systems GmbH

UNITED KINGDOM, EIRE

Aspöck UK Ltd.
Unit 19, Stansted Distribution Centre
Great Hallingbury
Bishops Stortford, Herts
GB-CM22 7DG
Tel.: +44 1279 655 220
Fax: +44 1279 505 869
E-Mail: sales@aspoeck.co.uk
www.aspoeck.co.uk

FRANCE, LUXEMBOURG, ALGERIA, MOROCCO, TUNISIA

Aspöck France S.A.S.
1210 Avenue de Lossburg
Zone Industrielle Sud
F-69480 Anse
Tel.: +33 437 5508 65
Fax: +33 437 5508 97
E-Mail: office@aspoeck.fr

SPAIN, PORTUGAL

Aspöck Iberica
Via Sergia, 32 Nave N° 2
Poligono Industrial
"Les Hortes del Cami Ral"
E-08302 Mataro (Barcelona)
Tel.: +34 937 598 039
Fax: +34 937 501 033
E-Mail: aspock@aspock.com
www.aspock.com

SWEDEN, FINLAND, NORWAY, DENMARK, ESTONIA

Aspöck Norden AB
Birger Svenssons väg 16E
SE-432 40 Varberg
Tel.: +46 340 483 870
Fax: +46 340 483 879
E-Mail: info@aspoeck-norden.se

ITALY

PAGG Aspöck srl
Via Legnano, 8
I-20835 Muggiò (MB)
Tel.: +39 039 278 5255
Fax: +39 039 278 9582
E-Mail: info@aspoeck.it

BRAZIL

Aspock do Brasil Ltda.
Estrada RS 122 km 88,5 S/N
Bairro São Gotardo
Flores da Cunha-RS
CEP 95270-000
Tel.: +55 54 3039-5400
E-Mail: contato@aspock.com.br

POLAND, LITHUANIA, LATVIA

Aspöck Systems Polska Sp.z.o.o.
ul. Byczyńska 10
46-320 Praszka
Tel.: +48 34 3430 600
Fax.: +48 34 3430 609
E-Mail: office.poland@aspoeck.com

TURKEY, MIDDLE EAST

Aspöck Aydınlatma Sistemleri Tic. Ltd.
Feneryolu Mah. Yıldıray Sok.
No 20/B P.K:34724
Kadıköy / Istanbul
Turkey
Tel.: +90 (0) 216 5105400-3 lines

GERMANY

Suer GmbH & Co KG
Handelsstraße 5
D-42929 Wermelskirchen
Tel.: +49 2196 946 0
Fax: +49 2196 946 100
E-Mail: info@suer.de

GERMANY

Hofmeister & Meincke
Carsten-Dressler-Straße 6
D-28279 Bremen
Tel.: +49 421 8405 296
Fax: +49 421 8405 201
E-Mail: bremen@hofmet.de

AUSTRIA, HUNGARY, CROATIA, CZECH REPUBLIC,

Ing. A. F. Baeder Ges.m.b.H.
Leopoldgasse 13-17
A-1230 Wien
Tel.: +43 1 865 16 40
Fax: +43 1 869 22 12
E-Mail: sales@baeder-automotive.com

AUSTRIA (ONLY 12V)

Knott Handelsges.m.b.H.
Rennweg 79-81
A-1030 Wien
Tel.: +43 1 714 22 22
Fax: +43 1 714 22 33
E-Mail: info@knott.at

SWITZERLAND

AGL AG für Lastwagenzubehöre
Müslistrasse 43
CH-8957 Spreitenbach
Tel.: +41 41 348 04 80
Fax: +41 41 340 31 79
E-Mail: info@agl.ch

NETHERLAND, BELGIUM,

Frits Dijk International
Collse Heide 64
NL-5674 VN Nuenen
Tel.: +31 40 2831815
Fax: +31 40 2838717
E-Mail: info@fritsdijk.nl

SERBIA, ROMANIA, BULGARIA, SLOVAKIA

Ing. A. F. Baeder Ges.m.b.H.
Leopoldgasse 13-17
A-1230 Wien
Tel.: +43 1 865 16 40
Fax: +43 1 869 22 12
E-Mail: sales@baeder-automotive.com

MONTENEGRO, SLOVENIA, BOSNIA AND HERZEGOVINA

Ing. A. F. Baeder Ges.m.b.H.
Leopoldgasse 13-17
A-1230 Wien
Tel.: +43 1 865 16 40
Fax: +43 1 869 22 12
E-Mail: sales@baeder-automotive.com

ISRAEL

M.N. Systems
4 Beith Harishonim st
P.O.B 12186
Industrial Park Emek Hefer 38777, Israel
Tel.: +97 24 6220 111
Fax: +97 24 6220 808
E-Mail: info@mnsys.co.il

EAST ASIA

JM Company
30, Heungdo-ro 415 beongil
Doekyang-gu, Goyang-si, Gyeonggi-do
412-020, S. Korea
Tel.: +82 31 902 7670
Fax: +82 31 902 7671

RUSSIA, KYRGYZSTAN, MONGOLIA, BELARUS, KAZAKHSTAN

STAT Ltd
141580, Moscow region,
Solnechnogorsky district,
Dubrovki village, Aeroportovskaya str.,
bldg.2, Sherland BC
Tel.: + 7 (495) 739-03-47
email: info@stat-parts.ru
www.stat-parts.ru